



# DIVERGENT ALLIANCE

A CERTIFIED VETERAN-OWNED UTILITY PRODUCTS MAKER & CURATOR PROVIDING EXPERT FRONTLINE EQUIPMENT SOLUTIONS TO UTILITY & CONTRACTOR ORGANIZATIONS

WE DOMINATE LEAD TIMES

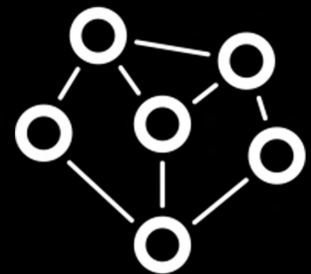
(847) 531-0559 [info@DivergentAlliance.com](mailto:info@DivergentAlliance.com)



Grounds & Jumpers Services



Tools, PPE, & Material Supply



Radio & Connectivity

DIVERGENTALLIANCE.COM



# DIVERGENT ALLIANCE



## WHO WE ARE

The founders of Divergent Alliance met through the restoration of power outages for Commonwealth Edison. Through storm and outage restoration, a certain level of trust for one another was reached between a troubleshooter and a system operator. That trust developed into an idea that perhaps a company can have that same level of trust with it's customers.

## WHAT WE DO



**Tools, PPE, & Material Supply**



30,000+ Products in Stock


Industry Best Lead Times



**Grounds & Jumpers Services**



Warehouse Operation  
Ground Cleaning  
Builds & Repairs  
Ground Testing



Mobile Operation  
Ground Testing  
Ground Repairs



Trusted Partnership  
**SALISBURY**



**Radio & Connectivity**



Satellite



2-Way Radio



3G/4G/5G LTE



Install the TotalConnex modem in your office or vehicle for Data or Voice Connectivity anywhere



Use your own mobile device or laptop and experience data speeds up to 600mbps anywhere in the Nation



# Product Categories

Innovative Products .....	1-3
Low Pressure Hydraulic Tools .....	4-8
Electric & Cordless Tools .....	9-22
Gas Powered Drills .....	23-24
Tree Trimming .....	25-40
Hand Tools .....	41-54
Bolt & Cable Cutters .....	55-73
Compression Tools & Dies .....	74-88
Bags, Buckets, & Pouches .....	89-93
Utility Equipment .....	94-104
Personal Protection .....	105-116
Rubber Goods .....	117-125
Wildlife Contact Protection .....	126
Meters & Testers .....	127-140
Grounding .....	141-153
Jumpers, Switching, & Insulators .....	154-164
Pole Line Hardware .....	165-169
Hot Sticks & Cutters .....	170-179
Hot Arms, Gins, Platforms & Ladders .....	180-189
Transmission Tools .....	190-195
Hoists .....	196-203
Slings, Load Binders & Jacks .....	204-208
Block Sets, Hooks, Shackles & Clips .....	209-213
Stringing Equipment .....	214-225
Conductor Grips & Swivels .....	226-238
Ropes & Winch Lines .....	239-242
Digging & Pole Handling .....	243-249
Anchor Installing Tools .....	250-254
Manhole Equipment .....	255-259
Threading & Bending Equipment .....	260-261
Underground Cable Placement .....	262-282
Cable Prep Tools .....	283-293
Traffic Control .....	294-297
Truck & Ladders .....	298-300

## Lighted Caution Tape

**NEW – PATENT PENDING TECHNOLOGY**





**Maximum Visibility**

- Day- Bold Legend
- Night- Flashing LED lights



**Long Run time**

- High Efficiency LED lights
- Photocell to turn on lights at night
- Flashing for maximum visibility
- Multiple battery pack sizes available to meet your run time needs (Up to 60 days with no battery change)



**Simple Operation**

- Uses standard AA batteries
- Off/On/On with Photocell
- Use like standard barricade tape but it's visible in any light conditions



**All Season Weather Resistant**

- Sealed Battery case
- Sealed Switch
- Waterproof connections
- LED lights Embedded in Flexible LED shield

**High Durability**

- 5 Mil reinforced woven tape
- 650lbs Tensile Strength
- UV Inhibitor coated
- Re-useable

## Increase Visibility. Reduce Liability.

Tested battery life at 45 days (on photocell mode)



**Fall Hazard**



**Area Marking**



**Work Zone**

## Compass



### Personal Voltage & Current Detector

The Compass™ Personal Voltage & Current Detector is a smart life-saving device that detects energized sources and warns users long before they are in danger of being electrocuted. It alerts users of the proximity and direction of an energized source. This wearable voltage and current detector is built with an intelligent design allowing it to be configured to nearly any work environment.

Compass™ is engineered to attach easily to the underside brim of any standard hard hat. Positioned within the user's peripherals, it is the first product of its kind to provide viewable alerts of any unseen electrical threats. This strategic placement allows it to provide a 360° detection area around the user. Once a threat is detected, Compass™ immediately provides the user with both audible and visual notifications.



## POWERFLARE




**SAVE  
MONEY**

The average pattern-run-time per replaceable \$3 battery is 44 hours. Rechargeable units run about 5 years per \$7 battery. Compare that to \$2 for a 20-minute flare. You'll make your money back and be saving in no time!



**NO FIRES,  
NO BURNS**

Safe to handle when operating; use a light that doesn't get hot and can't burn skin, uniforms, or start fires. You have enough on your plate. Don't risk burns and a fire too!



**STAND OUT,  
BE SAFE.**

Drivers get confused. Especially at night. Don't blend in when your life is on the line. Direct traffic in a clear and obvious manner to keep yourself, your team, and your equipment safe.



**SAVE  
TIME**

You're a busy person already, and you have important things to do. Laying out new flares every 20 minutes shouldn't be one of them. We'll stay with you to get the job done.

## WORK AREA MAGNETS



### WHEN LOCKOUT TAG OUT ISN'T ENOUGH, OUR WORK AREA MAGNETS REDUCE WORKSITE CONFUSION & ERRORS

This heavy-duty, reflective magnet features a custom, standout design that alerts workers to where the appropriate work area is located. Avoid dangerous and costly errors that come with working on the wrong vault, cubicle, switchgear or transformer.

Our work area magnets are available as a standalone product or with the optional heavy-duty carrying case that offers additional storage. Each can be custom-designed with your organization's logo and/or safety message.



## HYDRAULIC IMPACT WRENCHES



**Operating Pressure:** 1,000-2,000 psi  
**Torque:** 400 ft lb  
**Flow Range:** 4-10 GPM  
**Weight:** 7.4 lbs  
**Capacity:** 7/16" Hex Quick Chuck & 1/2" square drive  
**Warranty:** 1 year



**Operating Pressure:** 1,000-2,500 psi  
**Torque:** 500 ft lb  
**Flow Range:** 4-12 GPM  
**Weight:** 6.5 lbs  
**Capacity:** 7/16" Hex Quick Chuck  
**Warranty:** 1 year

Cat. ID	Description
H8508-1	Impact Wrench
H8508-1V	Adjustable Torque Impact Wrench
H8508-1K	Assembled Impact Wrench Kit*
54923	3/4" Male Coupler
54925	3/4" Female Coupler
F020198K	3/8" Male Coupler
F020195K	3/8" Female Coupler
NCHH-10	10' Low Pressure Hydraulic Hose

\*Kit Includes: (1) H8508-1 Impact Wrench, (1) 3/4" Male & Female Coupler, (2) 3/8" Male & Female Coupler, (1) Hyd. Hose

Cat. ID	Description
HW1	Impact Wrench
HW1V	Adjustable Torque Impact Wrench
HW1K	Assembled Impact Wrench Kit*
54923	3/4" Male Coupler
54925	3/4" Female Coupler
F020198K	3/8" Male Coupler
F020195K	3/8" Female Coupler
NCHH-10	10' Low Pressure Hydraulic Hose

\*Kit Includes: (1) HW1 Impact Wrench, (1) 3/4" Male & Female Coupler, (2) 3/8" Male & Female Coupler, (1) Hyd. Hose



**Operating Pressure:** 1,000-2,500 psi  
**Torque:** 550 ft lb  
**Flow Range:** 4-12 GPM  
**Weight:** 7.6 lbs  
**Chuck Type:** 7/16" Tri-Ball Quick Chuck  
**Warranty:** 5 year warranty



**Operating Pressure:** 750-2,000 psi  
**Torque:** 200-515 ft lb (adjustable)  
**Flow Range:** 4-12 GPM  
**Weight:** 5.95 lbs  
**Chuck Type:** 7/16" Quick Chuck  
**Warranty:** 5 year warranty (1 year on shaft seal)

Cat. ID	Description
HIW716MAG	"MAG" Series Impact Wrench
NCHH-10BU	Hose Kit with Couplers*
F016775	Female Adapter
F020198K	3/8" Male Coupler
F020195K	3/8" Female Coupler
NCHH-10	10' Low Pressure Hydraulic Hose

\*Kit Includes: (2) Female Adapters, (1) 3/8" Male Coupler, (1) 3/8" Female Coupler, (1) Hyd. Hose

Cat. ID	Description
HIW716ENF	"Enforcer" Impact Wrench
NCHH-10BU	Hose Kit with Couplers*
F016775	Female Adapter
F020198K	3/8" Male Coupler
F020195K	3/8" Female Coupler
NCHH-10	10' Low Pressure Hydraulic Hose

\*Kit Includes: (2) Female Adapters, (1) 3/8" Male Coupler, (1) 3/8" Female Coupler, (1) Hyd. Hose

## HYDRAULIC HOSE & COUPLINGS



**3/8" Low Pressure Non-Conductive Hose**

Cat. ID	Description
NCHH-8	8' LP Non-Cond Red Rubber Hose Assembly 10'
NCHH-10	LP Non-Cond Red Rubber Hose Assembly 8' LP
135245	Non-Cond Orange Rubber Hose Assm. 10' LP
135247	Non-Cond Orange Rubber Hose Assm.
F020198K	3/8" NPTF Male Quick Coupler
F020195K	3/8" NPTF Female Quick Coupler

**3/8" Low Pressure Polyurethane Hose**

Cat. ID	Description
108273	15' Orange Polyurethane Hose Set w/ 3/8 & 1/2 Thread
108274	25' Orange Polyurethane Hose Set w/ 3/8 & 1/2 Thread
F020195K	3/8" NPTF Female Quick Coupler
F020196K	1/2" NPTF Female Quick Coupler

**1/2" Low Pressure Hose Set**

Cat. ID	Description
40284	1/2" x 25' Wire Reinforced Hose Set
F020196K	1/2" NPTF Female Coupler

## HYDRAULIC FITTINGS



Cat. ID	Style	Description
54922	Male	9/16-18 SAE O-Ring Ext Thread Adapt
54924	Female	9/16-18 SAE O-Ring Ext Thread Adapt
54923	Male	3/4-16 SAE O-Ring Ext Thread Adapt
54925	Female	3/4-16 SAE O-Ring Ext Thread Adapt
F020198K	Male	3/8" NPTF Quick Coupler
F020195K	Female	3/8" NPTF Quick Coupler
F020197K	Male	1/2" NPTF Internal Thread Quick Coupler
F020196K	Female	1/2" NPTF Internal Thread Quick Coupler

## IMPACT WRENCH HOLDER

**Cat. ID 24-12A**  
Impact Tool Holder features one-piece construction with adjustable clamp bracket allowing it to fit any size bucket. Accommodates various impact tool models; as well as most wrenches and drills



## QUICK CHANGE CHUCK

**Cat. ID QR-514**  
1/2" Square drive, 7/16" quick change chuck



## NUT RUNNERS & ADAPTERS



Cat. ID	Description
NR1	7/16" Hex 1/2" Adapter, Nut Sizes: 1, 3/16, 3/4, 5/8"
NR2	7/16" Hex 1/2" Adapter, Nut Sizes: 1-1/2, 1-5/16, 1-1/8"



Cat. ID	Description
7121	7/16" Hex - 1/2" Square Male
49314	7/16" Hex - 1/2" Square Male (Heavy Duty)

**DRILL BITS  
PG. 23-24**





## POLE PULLER



Reduce damage and maintenance cost with this light weight pole puller that provides 50,120 lbs. of lift at 2,800 psi max input.

Powered from digger derrick or a portable pump.

The base plate has the lowest possible center of gravity, minimizing tipping. Includes 4040B back plate to prevent chain roll-up and slippage.

**Cat. ID 4001D**



Cat. ID	Description
4001D	Pole Puller (includes back plate)
4040B	Back Plate Only
HA0040	Pole Puller Pad

## POLE PULLER

**Cat. ID H4910A**

This Greenlee pole puller was designed for confined areas, next to buildings, or out in the open. 6' proof-certified alloy chains included. 178 lbs.

*Fittings, hose and control valve sold separately.*



## QUIK-SPLINT POLE REPAIR KIT



- Fits Class 4 poles and some Class 5 poles - Bottom edge must surround a pole which is at least 10" in diameter and tighten securely around the break
- Can be left in place until pole replacement
- Use as a pole protector in high-traffic areas to avoid accidental damage
- Withstands winds up to 140

Cat. ID	Description
QS100K	Quik-Splint Pole Repair Kit including (2) Quik-Splint halves
QS100B	(2) Replacement Quik-Splint Halves

## GAS POWERED PORTABLE PUMP



**Cat. ID HB0006**

Compact and portable gasoline-powered hydraulic pump designed to complement the Pole Puller (4001D). 2,800 psi with 1.8-2.0gpm flow. 92 lbs. dry.

- 10" All Terrain Pneumatic Tires for Easy Portability
- 3/4" Steel Handle for Lasting Durability and Quality
- 1-1/2 Gallon Hydraulic Fluid Reservoir
- 4-Way / 3-Position Manual Valve with Relief
- 19" Extendable Handle














## GROUND ROD DRIVERS

Various types of tool steel are available for air hammers including: Ground Rod Drivers, Chisels, Pipe & Pin Drivers, Clay Spades, Frost Wedges, etc.



Cat. ID	Shank Size	Rod Size	Socket Size
B32783	1-1/8" x 6"	5/8"	11/16"
B32785	1-1/8" x 6"	3/4"	13/16"
B32787	1-1/8" x 6"	7/8"	1"
B32789	1-1/8" x 6"	1"	1-18"
DB58C	3/4" Hex x 3"	5/8"	11/16"

## HAMMER TOOL ATTACHMENTS

Picture	Description	SDS Cat. ID	1-1/8" x 6" Cat. ID
	Point	D61012 (12")	A31014 (14")
	Narrow Chisel	D62012	A32014
	3" Chisel	D62032	A33014
	Digging Chisel	---	B30600
	Asphalt Cutter	---	B30500
	Asphalt Wedge	---	B31000
	Frost Wedge	---	B30700
	Clay Spade	D60200	B30200
	Ground Rod Driver (5/8")	D62783	B32783
	Ground Rod Driver (3/4")	D62785	B32785
	Pin Driver (5/8")	---	B31983
	Detachable Shank	---	B31200
	8" Tamp Plate	---	B91608

## HYDRAULIC BREAKERS

These low pressure breakers have open center hydraulic systems, 12" whip hoses, and use 1-1/8" x 6" hex shank steel. The 45 & 55 lb models feature an Anti-Vibration handle.

Use F020196K Body & F020197K Nose Fittings

Cat. ID	Description
HPB25	25 lb Breaker
HPB35	35 lb Breaker
HPB45-1AVS	45 lb Breaker (1-1/8" x 6"
HPB45-2AVS	45 lb Breaker (1" x 4-1/4" shank)
HPB55-1AVS	55 lb Breaker



## GROUND ROD DRIVER

These low pressure rod drivers will drive various size rods. Valve is located at then end of its 70" hose. 1,740 blows per minute at 8 gpm; flow range 5-8 gpm.

Use 54923 "M" & 54924 "F" Couplers

Cat. ID	Capacity
HRD-1	1" copper rod & 5/8" galvanized
HRD-58	5/8" copper rod



## PROPANE HAMMER

Cat. ID TIP2-HD

Propane powered post driver is powered by a standard 14.1 oz. propane tank. Convenient, user friendly way to drive posts into hard, dry, frozen, and rocky ground. Up to 150 blows per minute at approx. 65 lbs. driving force. Install 150-300 posts on one propane tank depending on conditions. (8000 cycles per 14 oz tank).





## POLE TAMPERS (HOSE END VALVE)

The low pressure tamper with kidney-shaped foot, has only 3 moving parts and a hose end, reversible, on/off valve for open and closed center systems.

Cat. ID	Description
H4802	60" Tamper
H4802-1	85" Tamper
H4802-6	60" Tamper (no ON/OFF)
54923	Male Coupler
54924	Female Coupler



## POLE TAMPERS (VALVE ON TUBE)

Same as above except these "valve on tube" type tampers have a rotate trigger spool for open and closed center systems.

Cat. ID	Description
H4802-5	60" Tamper
H4802-3	72" Tamper
54923	Male Coupler
54924	Female Coupler

## SUBMERSIBLE PUMPS

### Cat. ID H4665A

This compact pump works with open and closed center systems and will pump up to 275 gpm at 7 gpm with 138' head. It is self-priming and can run dry without damage. Includes high impact strainer housing, carrying handle and 2" discharge port.  
*Use 54923 "M" & 54924 "F" Couplers*



### Cat. ID H4660B

This pump works with Open and Closed Center systems and will pump up to 400 gpm at 7 gpm with 68' head. Includes high impact strainer housing, carrying handle and 2.5" discharge port.  
*Use 54923 "M" & 54924 "F" Couplers*



## TRASH PUMP

### Cat. ID H4670

This pump has a self-priming impeller pump with a no clog impeller and can be run dry without damage. Will pump up to 900 gpm at 9 gpm with a 43' head. Included are replaceable wear plates, carry handle and a 4" discharge port.  
*Use F020196K Body & F020197K Nose Fittings*



## DISCHARGE HOSE



Cat. ID	Description
156340	2" x 25' Discharge Hose Assembly
F024772	2" Cam Lock Coupling for discharge hose
156339	2.5" x 25' Discharge Hose Assembly
F024775	2.5" Cam Lock Coupling for discharge hose
154955	4" x 25' Discharge Hose Assembly

**MILWAUKEE IMPACT WRENCHES**



**M18™ FUEL™ 3/8" COMPACT  
IMPACT WRENCH w / FRICTION RING**

Kit includes: Compact impact wrench, (2) battery packs, multi-voltage charger, belt clip and carrying case.

Cat. ID	Max Torque	Weight
2754-22	210 ft.-lbs.	3.3 lbs.



**M18™ FUEL™ 7/16" HEX  
HIGH TORQUE IMPACT WRENCH**

Kit includes: Hex impact drill, (2) battery packs, AC/DC wall & vehicle charger and bag.

Cat. ID	Max Torque	Weight
2865-22	500 ft.-lbs.	7.1 lbs.



**M18™ FUEL™ 1/2" HIGH TORQUE  
IMPACT WRENCH w / PIN DETENT**

Kit includes: High torque impact wrench, (2) battery packs, multi-voltage charger and carrying case.

Cat. ID	Max Torque	Weight
2762-22	350 - 600 ft.-lbs.	7 lbs.



**M18™ FUEL™ 3/4" HIGH-TORQUE  
IMPACT WRENCH w / FRICTION RING**

Kit includes: Impact wrench with friction ring, (2) battery packs, multi-voltage charger and carrying case.

Cat. ID	Max Torque	Weight
2764-22	375 - 750 ft.-lbs.	7.3 lbs.

## MILWAUKEE DRILL / DRIVERS



**M18™ FUEL™ 1/2" DRILL/DRIVER**

Kit includes: Drill/Driver, (2) battery packs, multi-voltage charger, belt clip, bit holder, side handle and carrying case.

Cat. ID	Torque	RPM	Weight
2703-22	1,200 in-lbs.	2,000	4.9 lbs.



**M18™ FUEL™ 1/2" HAMMER DRILL**

Kit includes: Drill/Driver, (2) battery packs, multi-voltage charger, belt clip, bit holder, side handle and carrying case.

Cat. ID	Torque	BPM	Weight
2704-22	1,200 in-lbs.	32,000	5.0 lbs.

## M18™ FUEL™ 1" SDS PLUS D-HANDLE ROTARY HAMMER



Kit includes: D-handle rotary hammer, (2) battery packs, rapid charger, depth rod, side handle and carrying case.

Cat. ID	Blow Energy	BPM	Weight
2713-22HD	2.1 ft-lbs.	4,400 BPM	7.65 lbs.

## MILWAUKEE BATTERIES & CHARGERS



48-11-1820



48-11-1850



48-11-1860



48-11-1890

### M18™ REDLITHIUM™ BATTERIES

Fully compatible with all M18™ cordless products currently available

Cat. ID	Description
48-11-1820	2.0 Compact battery pack
48-11-1850	XC5.0 Extended capacity battery pack
48-11-1860	XC6.0 Extended capacity battery pack
48-11-1890	High Demand™ 9.0 battery pack



48-59-1801



48-59-1808



48-59-1810

### M18™ LITHIUM-ION CHARGERS

Cat. ID	Description	Voltage
48-59-1801	M18™ Battery charger	120 VAC
48-59-1808	M18™ & M12™ Rapid charger	120 VAC
48-59-1810	M18™ & M12™ Multi-voltage charger	12V DC

## DEWALT IMPACT WRENCHES



**20V MAX XR 3/8\"**

Kit includes: Tool, (2) batteries, charger, tool bag and belt clip.

Cat. ID	Max Torque	Weight
DCF890M2	150 ft.-lbs.	2 lbs.



**20V MAX XR HIGH TORQUE 7/16\"**

Kit includes: Tool, (2) batteries, and a multi-voltage charger.

Cat. ID	Max Torque	Weight
DCF898P2	500 ft.-lbs.	7.2 lbs.



**20V MAX XR HIGH TORQUE 1/2\"**

Kit includes: Tool, (2) batteries, and a multi-voltage charger.

Cat. ID	Max Torque	Weight
DCF899P2	700 ft.-lbs.	7.2 lbs.



**20V MAX XR HIGH TORQUE 3/4\"**

Kit includes: Tool, (2) batteries, and a multi-voltage charger.

Cat. ID	Max Torque	Weight
DCF897P2	700 ft.-lbs.	7.2 lbs.

## DEWALT DRILL / DRIVERS



### 20V MAX XR LITHIUM-ION BRUSHLESS 3-SPEED DRILL/DRIVER KIT

Kit includes: Drill/Driver, charger, (2) batteries, belt hook, side handle and kit box.

Cat. ID	Chuck Size	Chuck Type
DCD991P2	1/2"	Metal ratcheting



### 20V MAX XR LITHIUM-ION BRUSHLESS 3-SPEED HAMMERDRILL KIT

Kit includes: Hammerdrill, charger, (2) batteries, side handle, belt hook and kit box.

Cat. ID	Chuck Size	Chuck Type
DCD996P2	1/2"	Metal ratcheting



## DEWALT BATTERIES & CHARGERS



DCB204



DCB205




DCB206

### 20V MAX XR LITHIUM-ION BATTERIES

Cat. ID	Capacity	NICAD / Lithium
DCB204	Standard	Lithium-ion
DCB205	5.0Ah	Lithium-ion
DCB206	6.0Ah	Lithium-ion



DCB606



DCB609

### 20V/60V MAX FLEXVOLT BATTERIES

Compatibility with 20V MAX, 60V MAX, 120V MAX tools and all 20V MAX chargers.

Cat. ID	Capacity	NICAD / Lithium
DCB606	6.0Ah	Lithium-ion
DCB609	9.0Ah	Lithium-ion



### FAST CHARGER

Charges the battery in 90 minutes or less.

Cat. ID	System
DCB118	2V - 20V MAX Lithium-ion batteries



### FAST CHARGER

Compatible with 20V MAX batteries and the new 20V/60 MAX Flexvolt battery packs.

Cat. ID	System
DCB118	60V, 20V MAX Lithium-ion batteries

## MAKITA IMPACT WRENCHES



### 1/4" CORDLESS IMPACT DRIVER

Kit includes: Brushless impact driver, (2) batteries, rapid charger and tool case

Cat. ID	Max Torque	Weight
XDT13T	1,500 in.-lbs.	3.3 lbs.



### 7/16" HEX IMPACT WRENCH

Kit includes: Brushless high torque impact wrench, (2) batteries, rapid charger and tool bag.

Cat. ID	Max Torque	Weight
XWT09T	590 ft.lbs.	8.1 lbs.



### 3/8" SQUARE DRIVE IMPACT WRENCH KIT WITH FRICTION RING ANVIL

Kit includes: Impact wrench, (2) batteries, rapid optimum charger and tool bag

Cat. ID	Max Torque	Weight
XWT06	155 ft.lbs.	3.4 lbs.



### 1/2" SQUARE DRIVE IMPACT WRENCH KIT WITH FRICTION RING ANVIL

Kit includes: Brushless high torque impact wrench, (2) Lithium-ion batteries, rapid charger and tool bag

Cat. ID	Max Torque	Weight
XWT08T	740 ft. lbs.	7.9 lbs.

## MAKITA DRILL / DRIVERS

Makita's expanding 18V Lithium-ion series is the world's largest cordless tool line-up powered by an 18V Lithium-ion slide-style battery. Makita 18V Lithium-ion batteries have the fastest charge times in their categories, so they spend more time working and less time sitting on the charger.



### 1/2" HAMMER DRIVER-DRILL

Kit includes: Hammer Driver-Drill, (2) batteries, rapid charger, side handle, depth gauge, belt clip and tool case.



### 1/2" HAMMER DRIVER-DRILL

Kit includes: Driver-Drill, rapid charger, (2) batteries, side handle, depth gauge, & case.

Cat. ID	Max Torque	BPM	Weight
XPH07TB	1,090 in.-lbs.	31,500	5.9 lbs.

Cat. ID	Max Torque	Weight
XFD07T	1,090 in.-lbs.	5.8 lbs.



### 1/2" COMPACT DRIVER-DRILL

Kit includes: Driver-Drill, (2) batteries, rapid charger and tool case.



### 18V LXT® LITHIUM-ION BATTERY AND CHARGER STARTER PACK

18V LXT® Lithium-ion 5.0Ah battery reaches a full charge in 45 minutes or less. Integrated LED battery charge level indicator allows user to monitor battery

Cat. ID	Max Torque	Weight
XFD12T	530 in.-lbs.	3.9 lbs.

Cat. ID	Voltage
BL1850BDC1	120V

## MAKITA BATTERIES & CHARGERS



### 18VLXT® LITHIUM-ION BATTERIES

Integrated L.E.D. battery charge level indicator allows user to monitor battery charge. Reaches full charge in 45 minutes or less. Compatible only with Makita 18V Lithium-ion tools with Star Symbol™ and/or yellow battery receivers.

Cat. ID	Capacity
BL1830B	3.0Ah
BL1840B	4.0Ah
BL1830B	5.0Ah
BL1860B	6.0Ah



### 18V LXT® LITHIUM-ION RAPID OPTIMUM CHARGER

Charges 18V LXT® 2.0Ah battery in 25 minutes, 3.0Ah in 30 min., 4.0Ah in 40 min., 5.0Ah in 45 min. Built-in fan cools the battery during the charging process for faster charge time.

Cat. ID	Voltage
DC18RC	120 VAC



### 18V LXT® LITHIUM-ION DUAL PORT RAPID OPTIMUM CHARGER

The new 18V Lithium-ion Dual Port Rapid Optimum Charger charges two batteries simultaneously, giving tool users unparalleled charging efficiency so their batteries spend more time working and less time sitting on the charger.

Cat. ID	Voltage
DC18RD	120 VAC



### 18V LXT® LITHIUM-ION OPTIMUM AUTOMOTIVE CHARGER

Makita's Rapid Automotive Charger is compatible with 12 VDC sockets found in most autos and trucks. The DC18SE will charge Makita slide-style Lithium-ion batteries, including the 18V LXT Lithium-ion 3.0Ah and 18V Compact Lithium-ion 2.0Ah batteries.

Cat. ID	Voltage
DC18SE	12 VDC

## CORDLESS SAWS



### 18V LXT® METAL CUTTING SAW

Kit includes: Metal cutting saw, (2) batteries, rapid charger, 5-7/8" 32T C.T. saw blade and tool bag.



### 18V LXT® RECIPROCATING SAW

Kit includes: Brushless reciprocating saw, (2) batteries, rapid charger, saw blade, & case.

Cat. ID	Blade Size	Cut Depth	Weight
XSC02T	5-7/8"	2-1/4"	6.4 lbs.

Cat. ID	SPM	Stroke	Weight
XRJ05T	2,300 - 3,000	1-1/4"	8.2 lbs.

2782-22



2720-22HD



2730-22



2719-21

### M18™ FUEL™ CIRCULAR SAWS

Kit includes: Circular saw, (2) battery packs, multi-voltage charger, blade, allen wrench and contractor bag.

### M18™ FUEL™ RECIPROCATING SAWS

2720-22HD Kit includes: Sawzall reciprocating saw, multi-voltage charger, (2) battery packs, blade and carrying case.

2719-21 Kit includes: Sawzall reciprocating saw, multi-voltage charger, (1) battery pack, blade and carrying case.

Cat. ID	Blade Size	Cut Depth	Cut Type
2782-22	5-7/8"	2-1/4"	Metal
2730-22	6-1/2"	N/A	Wood

Cat. ID	SPM	Stroke	Weight
2720-22HD	0-3,000	1-1/8"	8.9 lbs.
2719-21	N/A	7/8"	4.1 lbs.

## CORDLESS BANDSAW & DRILL KIT



### 28V BAND SAW

Cat. ID 2729-22

- Dual Action Trigger
- Brushless Motor
- Constant Power Technology
- Jobsite Armor Technology
- 5-year warranty

*Includes: Tool, Blade, 2 Batteries, Charger, & Case*



### 20V BAND SAW

Cat. ID DCS374P2

Integrated hang hook allows user to hang the saw without damaging the front handle or base, LED work light with 20 second delay illuminates dark work surfaces for accurate cutting, Toolless blade changing lever loosens blade tension for easy blade changes.

*Includes: Tool, Blade, 2 Batteries, Charger, & Case*



### LINEMAN'S MAGNETIC DRILL KIT

Delivers the strongest magnetic hold on 1/4" steel, and drills over (40) 13/16" holes per charge. Features a magnet base that delivers up to 2,000 lbs. of holding force, 2 speed gear box: 400/690 RPM and 1-1/2" annular cutter capacity. Kit includes: drill, (2) 9.0Ah batteries, magnetic oil reservoir, (2) pilot pins, 1/2" chuck adapter, charger and case.

Cat. ID	Arbor Bore	Height	Width	Length	Weight
2788-22HD	3/4"	15-1/2"	7-1/2"	13-3/4"	29.5 lbs.

## CUTTER BITS



### 1" DEEP CUTTERS

High speed steel with 3/4" Shank



### SHORT CUTTERS

3/4" depth of cut.



### 2" DEEP CUTTERS

High speed steel with 3/4" Shank

Cat. ID	Diameter
S4375	7/16"
S5000	1/2"
S5625	9/16"
S6250	5/8"
S6875	11/16"
S7500	3/4"
S8125	13/16"
S8750	7/8"
S9375	15/16"
S1000	1"
S1062	1-1/16"
S1125	1-1/8"
S1187	1-3/16"
S1250	1-1/4"
S1312	1-5/16"
S1375	1-3/8"
S1437	1-7/16"
S1500	1-1/2"
S1562	1-9/16"
S1625	1-5/8"

Cat. ID	Diameter
SJ5000	1/2"
SJ5625	9/16"
SJ6250	5/8"
SJ6875	11/16"
SJ7500	3/4"
SJ8125	13/16"
SJ8750	7/8"
SJ9375	15/16"
SJ1000	1"
SJ1062	1-1/16"

Cat. ID	Diameter
SL437	7/16"
SL500	1/2"
SL562	9/16"
SL625	5/8"
SL687	11/16"
SL750	3/4"
SL812	13/16"
SL875	7/8"
SL937	15/16"
SL100	1"
SL106	1-1/16"
SL112	1-1/8"
SL119	1-3/16"
SL125	1-1/4"
SL131	1-5/16"
SL137	1-3/8"
SL143	1-7/16"
SL150	1-1/2"
SL156	1-9/16"
SL162	1-5/8"

## CUTTING OIL



Cat. ID 10207W



### 1" CUTTER PILOT PINS

Cat. ID	Cutter Diameter
16001	1/2" & smaller
16003	9/16" & larger



### 2" CUTTER PILOT PINS

Cat. ID	Cutter Diameter
16002	1/2" & smaller
16004	9/16" & larger

## SAWZALL BLADES

Cat. ID 49-22-1129

12 pc Blade Set includes all items below in a durable canvas pouch. Sold in packs of 5.



Cat. ID	Description	Set Includes
48-00-5026	9" f/nail imbedded wood, plunge cut2	
48-00-5021	6" f/nail imbedded wood, plunge cut2	
48-00-5701	6" for all materials	2
48-00-5782	6" f/3/16" - 1/4" metal & pipe	4
48-00-5787	9" f/3/16" - 1/4" metal & pipe	2

## PORTABLE BAND SAW BLADES

44-7/8" X 1/2"

Cat. ID 48-39-0550

10/14 "Multi-Pitch" blades cut 3/16" - 1/2" diameter or wall thickness solids, tubing or pipe.

Cat. ID 48-39-0560

14/18 "Multi-Pitch" blades cut 5/32" - 5/16" diameter or wall thickness solids, tubing or pipe.

## BLACK OXIDE DRILL BITS

Cat. ID 48-89-2802

29pc Thunderbolt black oxide drill bit set comes with 1/16" - 1/2" by 64ths



## TITANIUM DRILL BITS

Cat. ID	Size	Set Includes:
48-89-1804	1/16"	2
48-89-1806	5/64"	2
48-89-1807	3/32"	2
48-89-1808	7/64"	2
48-89-1809	1/8"	2
48-89-1811	9/64"	1
48-89-1812	5/32"	1
48-89-1813	11/64"	1
48-89-1814	3/16"	1
48-89-1816	13/64"	1
48-89-1817	7/32"	1
48-89-1818	15/64"	---
48-89-1819	1/4"	1
48-89-1824	5/16"	1
48-89-1829	3/8"	1
48-89-1834	7/16"	---
48-89-1839	1/2"	1



Cat. ID 48-89-1105  
20 pc Titanium Coated Split Point Drill Bit Set w/ 135°

## 1/2" RIGHT ANGLE DRILL



Cat. ID 3107-6

Powerful 7-amp motor delivers trigger speed control in two ranges - 0-335/0-750 RPM - plus reverse. 10.3 lbs.

*Includes: Tool, 3/16" Socket Wrench, 9/16" Open End Wrench, Side Handle & Case*

## HOLE HAWG

Cat. ID 1676-6

Powerful 7.5-amp motor delivers 300 RPM (1200RPM in reverse). 1/2" Chuck. 5-year warranty.

*Includes: Tool, Pipe Handle, & Case*



## VARIABLE SPEED BAND SAW



Cat. ID 6232-21

Features up to 5"x5" cut capacity at 0-380 ft/min. LED light illuminates work surface. 11 amps. 14.5 lbs.

*Includes: Tool & Carrying Case*

## 4-1/2" GRINDER



Cat. ID 6146-30

This grinder runs at 11,000 rpm. Features a lock-on switch. 120V AC power. Includes grinding wheel, spanner wrench, flanges, and contractor bag. 5.4 lbs. 5-year warranty. *Includes: Tool, Flange, Grinding Wheel, Side Handle, Spanner Wrench & Carrying Case*



## BREAKER HAMMER



Cat. ID HM1810X3



This powerful motor can handle some of the most demanding applications!

**Anti-Vibration Technology (AVT)**, Makita's exclusive counterbalance system reduces vibration

**Electronic variable speed control dial** enables user to set the speed to the application

**L.E.D. service light** indicates carbon brushes need to be replaced

1100 BPM, 1-1/8 Female Hex Drive, 15amps. - 71 lbs

**Includes:** (4) Bits, Hex Wrench #5, Cart

## WET DIAMOND CORE BITS



Size	Premium	Heavy Duty
1-1/2"	POL-1.5	HOL-1.5
1-5/8"	POL-1.625	HOL-
1-3/4"	POL-1.75	HOL-1.75
1-7/8"	POL-1.875	HOL-
2"	POL-2	HOL-2
2-1/4"	POL-2.25	HOL-2.25
2-1/2"	POL-2.5	HOL-2.5
2-3/4"	POL-2.75	HOL-2.75
3"	POL-3	HOL-3
3-1/4"	POL-3.25	HOL-3.25
3-1/2"	POL-3.5	HOL-3.5
4"	POL-4	HOL-4
4-1/4"	POL-4.25	HOL-4.25
4-1/2"	POL-4.5	HOL-4.5
5"	POL-5	HOL-5
5-1/2"	POL-5.5	HOL-5.5
6"	POL-6	HOL-6

*Contact us if you don't see what you're looking for.*

## COMBINATION CORE DRILL RIG

"Combo" Rig

Cat. ID M-1C

This complete combination core drill rig accommodates 1" - 10" core bits and includes:

- COMBINATION ANCHOR/VACUUM BASE
- MAST
- CARRIAGE
- CONTROL PANEL
- VACUUM PUMP
- CEILING JACK
- MOTOR MOUNT PLATE
- CHOICE OF DRILL MOTOR

MC-1C



"Anchor" Rig

Cat. ID M-1A

Same as above but has a smaller base and does not include a vacuum



MOTOR	RPM	COMBO RIG	ANCHOR RIG
20A Core Bore	350/900	5055	5001
20A Milwaukee	300/600	5048	5009
20A Milwaukee	450/900	5059	5003
20A Milwaukee	600/1200	5049	5010
15A Milwaukee	500/1000	5051	5006
15A Milwaukee	375/750	5052	5007
23A Milwaukee	300/640/960	5053	5008
23A Weka DK22S	420/880/1300	5046	5011

## GAS POWERED DRILL



Cat. ID EDR-260

Features:

- 25.4 cc professional-grade, 2-stroke engine for outstanding performance
- Heavy-duty keyed chuck holds up to 1/2" drill shank
- All-position diaphragm carburetor, with purge pump, allows operation at any angle
- Heavy-duty gear reduction converts engine power into tough drilling torque
- Reversible function
- Throttle lock-out prevents accidental drill bit rotation

## 2-CYCLE ENGINE OIL

Cat. ID 12-10-9877

HP Ultra is a fully synthetic 2-cycle engine oil specially suited for high performance power tools. This oil has "ultra" lubricating properties and outstanding engine cleaning characteristics. Oil is biodegradable.



## POWER POLE BITS (7/16" shank)



- 7/16" Hex shank fits standard 1/2" chuck
- Single twist type with single spur, cutter & side lip
- Bores smooth clean holes for easy extraction
- Hollow center twist design for fast, continuous flow of chips
- For boring creosote poles & construction timbers

	12" TWIST 17" O.A.	18" TWIST 23" O.A.	24" TWIST 29" O.A.
Size	Cat. ID	Cat. ID	Cat. ID
9/16"	16-412H-09	16-418H-09	16-424H-09
11/16"	16-412H-11	16-418H-11	16-424H-11
13/16"	16-412H-13	16-418H-13	16-424H-13
15/16"	--	16-418H-15	16-424H-15
1-1/16"	--	--	16-424H-17

## TEFLON COATED POLE BIT



These teflon coated pole bits are known as **Black Widow and Wood Owl bits.**

They are designed for making deep, smooth cuts in utility poles, railroad ties, pressure-treated lumber and wet/frozen wood.



- Teflon coated resists heat and friction
- Spurred cutting edge for fast, even cutting
- Twist design for clean chip removal
- Course, burr-free lead screw for quick, on target starts without material build-up.
- Perfectly concentric for even, easy cutting of accurate diameter holes.
- Carbon Steel construction is heat treated for durability

Size	18" Length Cat. ID	24" Length Cat. ID
3/8"	08803	01003
7/16"	08804	01004
1/2"	08805	01005
9/16"	08806	01006
5/8"	08807	01007
11/16"	08808	01008
3/4"	08809	01009
13/16"	08810	01010
7/8"	08811	01011
15/16"	08812	01012
1"	08813	01013
1-1/16"	08814	01014
1-1/8"	08815	01015
1-1/4"	08817	01017
1-3/8"	08818	01018
1-1/2"	08819	01019
Sharpening File	02390	02390

## IMPACT BITS (with quick change shank)



- Single spur, cutter, and side lip bore through creosoted poles without clogging
- Extra-long twist is ideal for boring large poles
- Hex shank design for use in impact wrench drills



Size	7/16" Quick Change Shank	
	15" Twist 18" O.A. Cat. ID	21" Twist 24" O.A. Cat. ID
9/16"	47909	-----
11/16"	47911	48211
13/16"	47913	48213
15/16"	47915	48215
1-1/16"	47917	---

## "NAIL EATER" IMPACT BITS



- Quickly bore through creosoted and salt treated utility poles
- Resists wear and eats through nails and staples
- Self feeding screw point draws the bit through the wood.

*Recommended to  
use w/ impacts*

Size	7/16" Quick Change Shank	
	18" O.A. Cat. ID	24" O.A. Cat. ID
9/16"	66PT-9/16	-----
11/16"	66PT-11/16	11097
13/16"	66PT-13/16	11098
15/16"	66PT-15/16	11099

### HYDRAULIC CHAIN SAW



These long reach chain saws have fiberglass tubes and will work on Open and Closed Center systems. Features include a two-step trigger, trigger guard, sprocket cover and auto chain oiler. Use 54923 "M" & 54924 "F" Couplers

Cat. ID	Description
43178	62" Chain Saw, 8.25 lbs
38568	75" Chain Saw, 8.75 lbs
43177	88" Chain Saw, 9 lbs

### HYDRAULIC UTILITY PRUNER



**Cat. ID 48520**  
This utility line clearing tool will cut branches up to 2" and will work with Open Center systems only. It is 86" long with a fiberglass center section. Use 54923 "M" & 54924 "F" Couplers



**Cat. ID HPS513**  
This Pistol Grip chain saw is ideal for use from an aerial basket. It has all the features of the standard saw above with a reduced kickback bar/chain and 13" cutting capacity. Use F020195K "F" & F02197K "M" Couplers



**Cat. ID HCS816**  
This standard chain saw has a 16" bar and will work with Open and Closed Center systems. Features include a two-step trigger, wide trigger guard, knuckle guard, full sprocket cover, anti-kickback bar/chain and auto chain oiler. Hose assembly included. Use F020195K "F" & F02197K "M" Couplers

### BATTERY CHAINSAW

**Cat. ID 2727-21HD**  
Includes:  
16" bar & chain  
(1) 12.0 Battery Pack  
Rapid Charger



### CHAIN SAW CHAPS

Multi-layered Kevlar with Cordura nylon outer shell. Two inch wide heavy nylon belt with adjustable quick release clip. Five compartment tool pocket.



Cat. ID	Description
2600-28	28" Chaps
2600-32	32" Chaps
2600-36	36" Chaps
2600-40	40" Chaps

## Bucket Mount Tool Holders



### Safe, Convenient Storage

Jameson's heavy duty bucket mount tool holders offer safe, convenient storage for bucket truck tools.

Water repellent and UV resistant, holders withstand extreme weather conditions.

Adjustable clamp bracket allows tool holder to fit any size bucket, with or without liner, and mounts inside or outside bucket.

24-19

### Chainsaw Scabbard with Handsaw Holder

Jameson's latest chainsaw scabbard includes a handsaw holder for easy access during line clearance work. To prevent blade wear and protect against extreme weather conditions, the scabbard is constructed with durable HDPE.

- Top-Ring attachment for lanyard connections
- Opening in bottom of scabbard for chip and water drainage
- Stainless steel hardware
- Handsaw sold separately



24-14L

### Chainsaw Scabbard with Removable Liner

Fits standard and hydraulic pistol grip chain- saws. Features a replaceable liner that protects scabbard from chainsaw heat and blade. Adjustable clamp bracket.



24-14A

### Chainsaw Scabbard

Fits standard and hydraulic pistol grip chainsaws. Adjustable clamp bracket



24-18L

### Fiberglass Chainsaw Holder With Removable Liner

Features high gloss gel coat finish to prevent fiberglass blooms and splinters. Fits standard and hydraulic pistol grip chainsaws. Adjustable clamp bracket.

24-23

### Long Reach Chainsaw Holder

Holds round and oval handled long reach chainsaws and gas powered pole pruners (standard and telescoping) for squirt boom trucks. Fixed mount. 18" X 13"



Cat. ID	Bucket Mount Tool Holders
24-14L	Chainsaw Scabbard with Removable Liner
24-14LIN	Replacement Liner for 24-14L
24-18L	Fiberglass Chainsaw Holder with Removable Liner
24-18LIN	Replacement Liner for 24-18L
24-19	Chainsaw Scabbard with Handsaw Holder
24-23	Long Reach Chainsaw Holder - Fixed Mount

## Boom Mount Tool Holders

### Store Tools Outside The Bucket

Take the tools out of the bucket and mount them on the boom for safe, convenient access. Made from high impact plastic, Jameson's boom-mount tool holders can be strapped to round or square booms.



**24-02**  
**Circular Saw Holder**  
12" X 9"



**24-04**  
**Hydraulic Pruner Holder**  
12" X 13"



**24-03F**  
**Long Reach Chainsaw Holder**  
Fits most long reach chainsaws



### Boom Guard (24-03GUARD)

Protects boom from saw damage. Mount on boom in front of tool holder to avoid damaging boom when inserting tool into holder. 32" X 5"



**24-09R**  
**Nylon Strap with Ratchet**



**24-08R**  
**Handle**



### Handle Unit For Boom Mount Tool Holders

All boom mount tool holders include the Jameson Handle Unit. This web strap and ratchet lock clamp fasten the hydraulic tool securely into a fixed position on the boom. Its rubberized liner prevents the tool handle from sliding out of the upper holder box. Fits round and square booms.

Cat. ID	Boom Mount Tool Holders
24-02	Circular Saw Holder with Locking Straps & Handle
24-04	Hydraulic Pruner Holder with Locking Straps & Handle
24-03F	Long Reach Chainsaw Holder with Locking Straps & Handle
24-03GUARD	Boom Guard
<b>Replacement Parts</b>	
24-04R	Replacement Handle Unit (Handle, Strap & Ratchet)
24-08R	Handle Only
24-09R	5' Nylon Strap with Ratchet
24-02B	Saw Box with Strap & Ratchet
24-03B	Chainsaw Box with Strap & Ratchet
24-04B	Pruner Box with Strap & Ratchet

## Poles and Lay Up Sticks Overview

### The Leader In Fiberglass Poles Since 1956

Jameson introduced the first fiberglass lay-up sticks in 1956 to meet the needs of telecommunication linemen. The strength and durability of fiberglass proved indispensable when lifting leak detection equipment overhead and soon replaced wooden poles as the industry standard.

Today, Jameson's pole line includes a variety of configurations, tools and accessories to serve telecommunication and CATV linemen, professional arborists and landscapers. By consistently providing the high- est quality fiberglass poles, Jameson remains the professional's choice for line clearance and tree care.



All Jameson Poles Are Manufactured With A Polymer Protective Surface Veil To Prevent Fiber Blooming At Surface Due To Abrasion Or Ultra-Violet Light



Aircraft Grade Aluminum Ferrules With Exterior Leaf Spring Locking Button Provide A Secure Connection When Attaching Multiple Poles Or Tool Heads

### Choosing A Pole

- Select Pole Model Based On Typical Use - See Chart Below
- Select Configuration Based On Application (We Recommend Starting With A Base Pole) - Next Page
- Select Tool Head (Pruner, Pole Saw Or Accessory) With Adapter
- Attach Tool Head To Pole's Female Ferrule With Adapter
- For Additional Length, Attach Extension Pole(s) Into Base Pole

Pole Models					
	JE Series	FG Series	BL Series	LS Series	Telescoping Poles
<b>Typical Use</b>	Line Clearance Aerial Construction	Professional Tree Care and/or Aerial Construction	Professional Tree Care The Ergonomic Choice for Prolonged Usage	Landscapers And Homeowners	Landscapers And Homeowners
<b>Key Features</b>	Foam Core Protects Against Moisture And Debris	Highest Strength. Industry Standard For Over 50 Years. Most Versatile.	Highly Durable Enamel Coating Lightest Weight	Light Duty Landscaping	Telescopes Saves Space
<b>Dielectric Testing</b>	Individually Tested To 100Kv Per Foot For 5 Minutes	Batch Tested To 100 Kv Per Foot For 5 Minutes	Batch Tested To 100 Kv Per Foot For 5 Minutes	No	No
<b>Wall Thickness</b>	Standard	Standard	Lowest	Low	Standard
<b>Color</b>	High Visibility Safety Yellow	Jameson Yellow	High Gloss Blue	Green	Jameson Yellow

**Jameson Pole Models Can Be Used Together In A Variety Of Combinations - All Have Same Ferrules**

Pole Configurations

**Poles and Lay Up Sticks Overview**

Base Pole with Rubber End Cap and Female Ferrule



Extension Pole with Male Ferrule and Female Ferrule



Saw Head Pole with Male Ferrule and Permanently Mounted Saw Head for Attaching Saw Blade



Telescoping Pole with Female Ferrule



**For Highest Performance And Safety, Jameson Recommends Using A Base Pole When Using One Pole Or Starting With Base Pole When Working With Multiple Poles.**

**Unique Adapter and Pole Ferrule System**

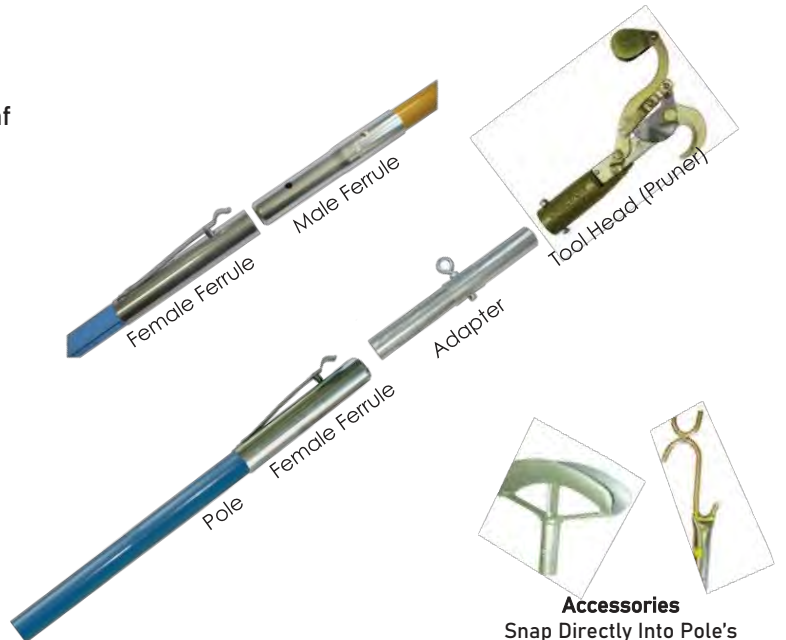
Makes it easy to change from a pruner head to pole saw head or pole lengths of 6' to 12'. The exterior leaf spring locking button on the ferrule offers a strong connection, whether attaching poles or tool heads. This versatility saves time and money in the field.



**Pruners**  
With Adapters Snap Into Pole's Female Ferrule




**Pole Saw Head**  
With Adapter Snaps Into Pole's Female Ferrule



**Accessories**  
Snap Directly Into Pole's Female Ferrule No Adapter Needed

**Pole Saw Options**



**Sawhead Poles - Use Only As Pole Saw** Sawhead is permanently mounted on pole. Saw blade (sold separately) attaches to sawhead.

Jameson recommends using Sawhead Poles with Base Poles.



**Option:** Buy Sawhead with Pole Adapter (See Pole Saws). Snap Into Base Pole or Extension Pole's Ferrule.

Pole and Accessory Compatibility									
Model	Configuration	Base Pole	Extension Pole	Saw Head Pole	JA Pruners	PH Pruners	Saw Head With Adapter	Cable Lifter Accessory	Wire & Limb Raiser
JE, BL, FG, LS	Base		●	●	●	●	●	●	●
JE, BL, FG, LS	Extension	●	●	●	●	●	●	●	●
JE, BL, FG, LS	Saw Head	●	●	●	Only Saw Blade Can Be Mounted On Permanent Mount Saw Head Pole				
Telescoping	With Ferrule	We Do Not Recommend Attaching Additional Poles To Telescoping Pole			●	●	●	●	●



## JE and FG Fiberglass Poles

Preferred For Aerial Construction And Line Clearance

### JE Series

Jameson's original foam core pole is the highest quality fiberglass pole available. Foam core prevents debris and moisture build up inside pole and adds extra hoop strength and rigidity.

High visibility color.

Meets requirements of OSHA Subpart R 1910.269 (j)(1)(i):

**Every JE series pole is tested to 100KV per foot for 5 minutes.**

Not a "hot stick."



Base Pole

Extension Pole

Sawhead Pole



Pole	6'	8'	10'	12'
Base	JE-6F	JE-8F	JE-10F	JE-12F
Extension	JE-6	JE-8	JE-10	JE-12
Sawhead	JE-6SFP	JE-8SFP	JE-10SFP	JE-12SFP

.110" Wall Thickness

1.25" Pole Diameter

2.6 Lbs

Based On 6' Extension Pole



## Original Hollow Core Favorite Of Professional Arborists

### FG Series

Jameson's strongest and most popular pole is lighter than the JE series, offering greater control and exceptional bending strength.

**Batch tested to 100KV per foot for five minutes.**

Not a "hot stick."



Base Pole

Extension Pole

Sawhead Pole



.125" Wall Thickness

1.25" Pole Diameter

2.4 Lbs

Based On 6' Extension Pole




Pole	6'	8'	10'	12'
Base	FG-6F	FG-8F	FG-10F	FG-12F
Extension	FG-6	FG-8	FG-10	FG-12
Sawhead	FG-6SFP	FG-8SFP	FG-10SFP	FG-12SFP

For highest performance and safety, Jameson recommends a Base Pole when using one pole or starting with a Base Pole when working with multiple poles. Refer to "Pole Overview" for help determining what model and configuration you need.

**Lightweight Pole For Tree Trimming**

**BL and LS Poles**

**BL Series**



.075" Wall Thickness  
1.25" Pole Diameter  
1.6 Lbs  
Based On 6' Extension Pole

Jameson's thinnest walled pole is lightweight and easy to control, making it ideal for tree trimming. Its lighter weight results in less fatigue during extended work periods and easier handling. Durable, high gloss enamel coating for long life, easy cleaning, and prevention of fiber bloom.

**Batch tested to 100KV per foot for five minutes.**

Not a "hot stick."



Pole	6'	8'	10'	12'
<b>Base</b>	BL-6F	BL-8F	BL-10F	BL-12F
<b>Extension</b>	BL-6	BL-8	BL-10	BL-12
<b>Sawhead</b>	BL-6SFP	BL-8SFP	BL-10SFP	BL-12SFP


**The Light Duty Pole For Landscapers**

**LS Series**



.10" Wall Thickness  
1.25" Pole Diameter  
1.9 Lbs  
Based On 6' Extension Pole

Economical pole for landscapers and homeowners. Lightweight, flexible.



Pole	6'	8'	10'	12'
<b>Base</b>	LS-6F	LS-8F	LS-10F	LS-12F
<b>Extension</b>	LS-6	LS-8	LS-10	LS-12
<b>Sawhead</b>	LS-6SFP	LS-8SFP	LS-10SFP	LS-12SFP

For highest performance and safety, we recommend a Base Pole when using one pole or starting with a Base Pole when working with multiple poles. Refer to "Pole Overview" for help determining what model and configuration you need.

## Double Lock™ Telescoping Poles

### Saves Space - Adjusts To Fit The Job

The leader in fiberglass poles brings you a high quality, lightweight telescoping pole that saves space and adjusts to fit your job.

Double locks (internal lock and external cap) ensure poles will not collapse, offering a secure connection at any length for maximum versatility and safety.

Lightweight, durable fiberglass will not crimp under high stress like aluminum poles.

### Double Lock™ System

Extend pole sections to desired length, twist top pole to engage internal lock then tighten outer cap lock to secure.



### Telescoping Pole With Female Ferrule

Ferrule allows the use of Pruner or Pole Saw with the same pole



TP-12-S and TP-14-S  
Sawhead Permanently  
Mounted On Pole

Cat. ID	Double-Lock™ Telescoping Poles
TP-12-14	6-12' Telescoping Pole with Fixed Mount JA-14S Pruner & Rope
TP-14-14	7-14' Telescoping Pole with Fixed Mount JA-14S Pruner & Rope
TP-12-S	6-12' Telescoping Pole with Fixed Mount SB-TE13 Tri-Cut Saw Blade
TP-14-S	7-14' Telescoping Pole with Fixed Mount SB-TE13 Tri-Cut Saw Blade
TP-12-11	6-12' Telescoping Pole with Fixed Mount PH-11 Pruner, SB-1T Saw Blade, Rope
TP-14-11	7-14' Telescoping Pole with Fixed Mount PH-11 Pruner, SB-1T Saw Blade, Rope
TP-12F	6-12' Telescoping Pole with Female Ferrule
TP-14F	7-14' Telescoping Pole with Female Ferrule
TP-12PKG1	TP-12F Telescoping Pole, JA-14 Pruner, Adapter, Rope, PS-3FP Pole Saw Head and 13" Tri-Cut Blade
TP-12	6-12' Telescoping Pole with Blank End
TP-14	7-14' Telescoping Pole with Blank End



TP-12-14  
TP-14-14  
JA-14S Pruner  
Permanently Mounted  
on Telescoping Pole



TP-12-11  
TP-14-11  
PH-11 Pruner  
Permanently Mounted  
on Telescoping Pole

For safety, we do not recommend attaching additional poles or Big Shot to Telescoping Poles.


## JA Professional Tree Pruners

### Heavy Duty Side-Cut Pruners For Professional Arborists

The original JA-14 has a 1.25" cutting capacity. The Big Mouth Pruner has a larger 1.75" hook opening.

All JA Pruners feature a removable upper spring pin and blade bolt for easy blade replacement and sharpening.

- Forged steel components for added strength
- Enhanced spring for smoother cutting action
- Raised hook edge reduces blade drag



**JA-14**  
Fixed Pulley Pruner

Pruner Rope Insulator Attach to pruner rope to break electrical current if rope contacts energized lines above insulator.

Fiberglass tested to 100KV per foot for 5 minutes.



**JA-14 DP**  
Double Pulley Pruner

(Adapter Included)  
Double pulley for additional leverage and significant reduction in required pulling force. *Shown with Rope*



**JA-14 S**  
Swivel Pulley Pruner

Swivel provides versatility in pull direction and more leverage with less pressure on pulley arm. *Shown with Rope and Adapter*



**JA-34**  
Big Mouth 1.75" Cut Pruner

*Shown with Rope and Adapter*

**1.75" Cut Pruner**  
Largest Cutting Capacity Pruner



**JA-34 DP**  
Double Pulley Big Mouth Pruner

(Adapter Included)  
Double pulley for additional leverage and significant reduction in required pulling force. *Shown with Rope*

Cat. ID	JA Pruners
JA-14	Standard Fixed Pulley Pruner
JA-14S	Swivel Pulley Pruner
JA-14DP	Double Pulley Pruner
JA-34	Big Mouth Pruner
JA-34DP	Double Pulley Big Mouth Pruner - Includes Adapter
PHA-14	Adapts JA-14, JA-14S or JA-34 Pruner To Pole
PHA-34DP	Replacement Adapter for JA-34DP Pruner <i>(Note: This pruner is sold with adapter)</i>

Cat. ID	Pruner Accessories
PR-20	Pruner Rope, 5/16" X 20' with Handle
PRI-7.5	Pruner Rope Insulator, 7"
PRI-12	Pruner Rope Insulator, 12"
32-18	Leather Pruner Blade Guard

Cat. ID	JA Pruner Packages
P-14-A	JA-14 Pruner and Adapter
P-14-AS	JA-14S Pruner and Adapter
P-34-A	JA-34 Pruner with Adapter
PH-14-PKG	JA-14 Pruner, Adapter and Rope
PH-14S-PKG	JA-14S Pruner, Adapter and Rope
JA-14DP-PKG	JA-14DP Pruner, Adapter and Rope
PH-34-PKG	JA-34 Pruner, Adapter and Rope
JA-34DP-PKG	JA-34DP Pruner, Adapter and Rope

**Not For Use On Or Near Live Wires**

## PH Tree Pruners

### The Standard With Telecommunications

Jameson's steel PH pruners have become the standard in telecommunications and CATV for trimming around aerial lines or drops. Both models feature a chain pulley and center cut blade.



**PH-11**  
Pruner with 1" Center Cut  
"Bell B Pruner"  
Uses SB-1T or SB-2 Saw Blade  
Shown with Rope and Adapter



**PH-12**  
Pruner with 1.5" Center Cut  
Does Not Accommodate Saw  
Blade "Bell C Pruner"  
Shown with Rope and Adapter



**Kit:** PH-11 Pruner Shown With Adapter, SB-2 Saw Blade, And Rope

### Pruner Rope Insulator

Attach to pruner rope to break electrical current if rope contacts energized lines above insulator. Fiberglass tested to 100KV per foot for 5 minutes.



Cat. ID	PH Pruner Packages
P-11-A	PH-11 Pruner with PHA-11 Adapter
P-12-A	PH-12 Pruner with PHA-12 Adapter
PH-11-PKG	PH-11 Pruner, Adapter, SB-1T Saw Blade, Rope, Canvas Scabbard
PH-12-PKG	PH-12 Pruner, Adapter and Rope

Cat. ID	Pruner Accessories
PR-20	Pruner Rope, 5/16" X 20' with Wooden Handle
PRI-7.5	Pruner Rope Insulator, 7"
PRI-12	Pruner Rope Insulator, 12"
32-18	Leather Pruner Blade Guard

Cat. ID	PH Pruners
PH-11	1" Center Cut Pruner
PH-12	1.5" Center Cut Pruner
Adapters	
PHA-11	Adapts PH-11 Pruner to Pole (Aluminum)
PHA-12	Adapts PH-12 Pruner to Pole (Aluminum)
WPA-11	Wooden Adapter - Adapts PH-11 Pruner, #20 Gilmore Pole Saw, Fanno #5

**Not For Use On Or Near Live Wires**

## Pole Saw Heads

### Corrosion Resistant, Lightweight Aluminum Pole Saw Heads

Low profile design maneuvers easily in dense foliage. Convenient hook pulls loose limbs and branches free.



**PS-3FP**  
Pole Saw Head

**Center Blade Mount; Mounting Pin**  
Mounting Pin for easy blade replacement without tools. Includes pole adapter.

Fits Saw Blade SB-1C and all Barracuda Tri-Cut Saw Blades



**PS-3**  
Pole Saw Head

**Casting Offset Blade Mount; Carriage Bolt**  
Includes pole adapter  
Fits Saw Blade SB-2



**PS-3FPS1**  
Pole Saw Head with 13" Tri-Cut Blade

Using SB-UC and UA-1 Adapters, saw blade unit snaps directly onto pole's ferrule.

**SB-UC**  
Saw Blade Adapter  
Adapt SB-2 or Tri-Cut Blades to any manufacturer's universal head hot stick or Jameson's UA-1 Adapter.

**UA-1**  
Universal Tool Adapter  
Adapts any manufacturer's universal head tools to Jameson poles.

**PS-3FPK**  
Pole Saw Head, 13" Tri-Cut Blade, and Leather Scabbard

**PS-3SB**  
Pole Saw Head and SB-2 Blade

**SBC-2** Canvas Cover



Cat. ID	Pole Saw Heads
PS-3	Pole Saw Head - Offset Blade Mount, Carriage Bolt & Adapter
PS-3FP	Pole Saw Head - Center Blade Mount, Mounting Pin & Adapter
<b>Pole Saw Kits (Head with Saw Blade)</b>	
PS-3K	PS-3 Pole Saw Head, SB-2 Saw Blade and Leather Scabbard
PS-3SB	PS-3 Pole Saw Head, SB-2 Saw Blade
PS-3FPS1	PS-3FP Pole Saw Head and SB-13TE Saw Blade
PS-3FPS2	PS-3FP Pole Saw Head and SB-16TE Saw Blade
PS-3FPK	PS-3FP Pole Saw Head, SB-13TE Saw Blade and Leather Scabbard
SB-UC	Saw Blade Adapter
UA-1	Universal Tool Adapter
SBL-2	Leather Scabbard
SBC-2	Canvas Cover

## Saw Blades

### Barracuda™ Tri-Cut and Single Edge Saw Blades

Jameson's line of conventional 16" saw blades have long been an industry standard with CATV and telecommunication companies for line clearance.

Expanding our product line to meet the demands of professional arborists, Jameson introduced Barracuda™ Tri-Cut Saw Blades.

Hard-chrome plated with impulse hardened teeth, tri-cut blades provide a quicker, cleaner cut with less wear on the blade than traditional blades.



**SB-13TE**  
13" Tri-Cut Saw Blade

**SB-13TE-GUL**  
13" Tri-Cut Blade with Gullets  
Gullets allow chips and debris to exit cut.

**SB-13TE-H**  
13" Tri-Cut Blade with Hook  
Prevents slipping off or pulling out of cut; pulls small branches or vines.

**SB-16TE**  
16" Tri-Cut Saw Blade

**SB-16TE-GUL**  
16" Tri-Cut Blade with Gullets

**SB-16TE-W**  
16" Mammoth Tri-Cut Saw Blade Wider, thicker blade is more rigid than typical 16" blades.



**SB-1C**  
16" Chrome Blade  
Fits PS-3FP Pole Saw Heads



**SB-1T**  
16" Teflon Coated Blade  
Fits PH-11 Pruner



**SB-2**  
16" Teflon Coated Blade  
Fits PS-3 Pole Saw Head and PH-11 Pruner



**SB-5U**  
SB-2 Blade with SB-UC  
Universal Adapter

### Tri-Cut Blades Fit PS-3FP Saw Head, SB-UC Universal Saw Blade Casting and Hand Saw Handles

Cat. ID	Barracuda Tri-Cut Saw Blades
<b>SB-13TE</b>	13" Tri-Cut Saw Blade
<b>SB-13TE-GUL</b>	13" Tri-Cut Saw Blade with Gullet Edge
<b>SB-13TE-H</b>	13" Tri-Cut Saw Blade with Hook
<b>SB-16TE</b>	16" Tri-Cut Saw Blade
<b>SB-16TE-GUL</b>	16" Tri-Cut Saw Blade with Gullet Edge
<b>SB-16TE-W</b>	16" Mammoth Tri-Cut Saw Blade <i>Does not fit hand saw</i>
<b>SB-13TEU</b>	13" Tri-Cut Saw Blade with SB-UC Adapter
<b>SB-16TEU</b>	16" Tri-Cut Saw Blade with SB-UC Adapter

Cat. ID	16" Conventional Saw Blades
<b>SB-1C</b>	16" Chrome Saw Blade, Fits PS-3FP Saw Head
<b>SB-1T</b>	16" Teflon Coated Saw Blade, Fits PH-11 Pruner
<b>SB-2</b>	16" Teflon Coated Saw Blade, Fits PS-3 & PH-11 Pruner
<b>SB-5U</b>	SB-2 Saw Blade with SB-UC Adapter

## Hand Pruning Saws

### Tri-Cut Hand Saws Offer A Clean Cut

Featuring Jameson's Barracuda™ impulse hardened tri-cut teeth, our hand saws provide an efficient and clean cut. Blades are replaceable on soft grip and wood handle hand saws.

Available with ergonomic soft grip handle: Features index finger stop for safety and opening for lanyard line. Handle available in Orange or Green.

Also available with wooden handle



Rubber Belting Scabbard

Leather Scabbard



Ergonomic Handle - 13" Blade



Ergonomic Handle - Hook Blade



Wooden Handle



Pole2Handsaw Snaps Onto Pole to Reach Out-Of-The-Way Limbs  
Snap Off Pole To Use As Hand Saw

### 8" Tri-Cut Folding Saw

Blade folds into metal handle with rubber grip. Thumb lock automatically engages when closed or extended. All rubber and metal design for superior durability. Lanyard line opening in handle. Available with nylon sheath that fastens to belt or carabiner.



Cat. ID	Hand Saws
HS-13TE	13" Hand Saw <i>Specify Handle Color "G" or "O"</i>
HS-16TE	16" Hand Saw <i>Specify Handle Color "G" or "O"</i>
HS-13TE-S	13" Hand Saw with Leather Scabbard <i>Specify Handle Color</i>
HS-13TE-GUL	13" Hand Saw with Gullet Edge Blade <i>Specify Handle Color</i>
HS-16TE-GUL	16" Hand Saw with Gullet Edge Saw Blade <i>Specify Handle Color</i>
HS-13TE-H	13" Hand Saw with Hook <i>Specify Handle Color</i>
HS-H	Hand Saw Handle <i>Specify Handle Color</i>
HS-16TE-S	16" Hand Saw with Leather Scabbard <i>Specify Handle Color</i>
HS-13TE-WH	13" Hand Saw with Wooden Handle
HS-16TE-WH	16" Hand Saw with Wooden Handle
HSPS-13TE-O	Pole Hand Saw with 13" Blade, Orange
HSPS-13TE-G	Pole Hand Saw with 13" Blade, Green
HSPS-16TE-O	Pole Hand Saw with 16" Blade, Orange
HSPS-16TE-G	Pole Hand Saw with 16" Blade, Green
HS-13SL	13" Leather Scabbard for Hand Saw
HS-16SL	16" Leather Scabbard for Hand Saw
HS-13SB	13" Rubber Belting Scabbard for Hand Saw
HS-16SB	16" Rubber Belting Scabbard for Hand Saw
SB-8TE-F	8" Folding Saw
SB-8TE-FS	Nylon Sheath for 8" Folding Saw
SB-8TE-FPKG	8" Folding Saw with Nylon Sheath



## Complete Tree Trimming Packages

### Popular Combinations in One Kit

Pre-packaged kits contain everything needed for trimming trees: Poles, Pruner, Pole Saw and/or Hand Saw.  
A variety of combinations make it easy to find the best fit for your needs.

#### JE Series Kits With Pole Adapters

Pole Adapters Allow User To Replace Pruner Head Or Pole Saw Quickly And Easily Without Tools, Using The Same Pole

<b>JE-14K</b>	JA-14 Pruner with Pole Adapter & Pruner Rope Two 6' JE Extension Poles, One 6' JE Base Pole
<b>JE-11K</b>	PH-11 Pruner with Pole Adapter & Pruner Rope SB-IT Saw Blade, Canvas Scabbard Two 6' JE Extension Poles, One 6' JE Base Pole
<b>JE-6PKG-2</b>	JA-14 Pruner, Pole Adapter, Rope, Saw Head, 13" Tri-Cut Saw Blade, Wire & Limb Raiser, 13" Tri-Cut Hand Saw 6' JE Extension Pole, 6' JE Base Pole
<b>JE-6PKG-7</b>	JA-34DP Big Mouth Double Pulley Pruner With Adapter, Pruner Rope Saw Head, 16" Tri-Cut Saw Blade 6' JE Extension Pole, 6' JE Base Pole
<b>JE-6PKG-8</b>	JA-34DP Big Mouth Double Pulley Pruner With Adapter And Pruner Rope PS-3FP Saw Head, 16" Tri-Cut Saw Blade Hand Saw with Orange Handle, Limb Raiser, Two 6' JE Extension Pole, One 6' JE Base Pole

#### FG Series Kits With Pole Adapters

Pole Adapters Allow User To Replace Pruner Head Or Pole Saw Quickly And Easily Without Tools, Using The Same Pole

<b>FG-6PKG-1</b>	JA-14 Pruner with Adapter & Pruner Rope 13" Tri-Cut Saw Blade, Saw Head 6' FG Extension Pole, 6' FG Base Pole
<b>FG-6PKG-2</b>	JA-14 Pruner with Adapter & Pruner Rope 13" Tri-Cut Saw Blade, Pole Saw Head Wire Raiser, 13" Tri-Cut Hand Saw 6' FG Extension Pole, 6' FG Base Pole
<b>FG-6PKG-3</b>	JA-14DP Pruner with Adapter & Pruner Rope 6' FG Extension Pole, 6' FG Base Pole
<b>FG-6PKG-7</b>	JA-34DP Big Mouth Double Pulley Pruner, Adapter And Pruner Rope PS-3FP Pole Saw Head, 16" Tri-Cut Saw Blade 6' FG Extension Pole, 6' FG Base Pole
<b>FG-11K</b>	PH-11 Pruner with Adapter & Rope SB-IT Saw Blade, Canvas Scabbard Two 6' FG Extension Poles, One 6' FG Base Pole
<b>FG-12K</b>	PH-12 Pruner with Adapter & Pruner Rope Two 6' FG Extension Poles, One 6' FG Base Pole
<b>FG-14K</b>	JA-14 Pruner with Adapter & Pruner Rope Two 6' FG Extension Poles, One 6' FG Base Pole

#### LS Series Kits - Permanent Mount

No Pole Adapters - Permanently Mounted Tool Heads

<b>LS-6PKG-1</b>	JA-14 Pruner <b>Permanently Mounted on 6'</b> LS Pole with Male Ferrule on Bottom 6' LS Base Pole Pruner Rope
<b>LS-6PKG-4</b>	JA-14 Pruner <b>Permanently Mounted on 6'</b> LS Pole with Male Ferrule on Bottom 6' LS Base Pole and 6' LS Extension Pole Pruner Rope
<b>LS-6PKG-2</b>	JA-14 Pruner <b>Permanently Mounted on 6'</b> LS Pole with Male Ferrule on Bottom 6' LS Base Pole & 6' LS Sawhead Pole with PS-3FP Head Pruner Rope

#### LS Series Kits With Pole Adapters

Pole Adapters Allow User To Replace Pruner Head Or Pole Saw Quickly And Easily Without Tools, Using The Same Pole

<b>LS-8PKG-1</b>	JA-14 Pruner, Adapter & Rope PS-3FP Pole Saw Head, 13" Tri-Cut Blade (SB-13TE) 8' LS Base Pole
<b>LS-6PKG-3</b>	JA-14 Pruner, Adapter & Rope PS-3FP Pole Saw Head 6' LS Base Pole and 6' LS Extension Pole
<b>LS-6PKG-6</b>	16" Tri-Cut Saw Blade (SB-16TE) 6' LS Sawhead Pole with PS-3FP Head 6' LS Base Pole and 6' LS Extension Pole
<b>LS-6PKG-5</b>	JA-14DP Pruner, Adapter & Rope PS-3FP Pole Saw Head, 13" Tri-Cut Blade (SB-13TE) 6' LS Base Pole and 6' LS Extension Pole
<b>LS-6PKG-7</b>	PH-11 Pruner, Adapter & Rope One 6' LS Base Pole and Two 6' LS Extension Poles
<b>LS-6PKG-8</b>	PH-12 Pruner, Adapter & Rope One 6' LS Base Pole and Two 6' LS Extension Poles

#### BL Series Kits With Pole Adapters

Pole Adapters Allow User To Replace Pruner Head Or Pole Saw Quickly And Easily Without Tools, Using The Same Pole

<b>BL-8PKG-1</b>	JA-14 Pruner, Adapter & Rope PS-3FP Pole Saw Head, 16" Tri-Cut Blade (SB-16TE) One 8' B-Lite Base Pole and Two 8' B-Lite Extension Poles
<b>BL-8PKG-5</b>	JA-34DP Big Mouth Double Pulley Pruner Pole Adapter & Rope PS-3FP Pole Saw Head One 8' B-Lite Base Pole and Two 8' B-Lite Extension Poles
<b>BL-6PKG-1</b>	JA-14 Pruner, Adapter & Rope PS-3FP Pole Saw Head, 16" Tri-Cut Blade (SB-16TE) One 6' B-Lite Base Pole and Two 6' B-Lite Extension Poles
<b>BL-6PKG-5</b>	JA-34DP Big Mouth Double Pulley Pruner Pole Adapter & Rope PS-3FP Pole Saw Head One 6' B-Lite Base Pole and Two 6' B-Lite Extension Poles

## Pole Accessories

### Pole Storage Bag



Heavy duty vinyl bag conveniently carries poles and protects them during transport or storage. Features four 6' pole pockets, outside pruner head pocket and carrying straps.

### Saw Blade Adapter

Allows direct mounting of saw blade to pole without saw head. Use SB-UC and UA-1 Adapters together to snap into pole's ferrule.



**SB-UC**

**Saw Blade Adapter**

Adapt SB-2 or Tri-Cut Blades to any manufacturer's universal head hot stick or Jameson's UA-1 Adapter.

**UA-1**

**Universal Tool Adapter**

Adapts any manufacturer's universal head tools to Jameson poles.

### Limb And Wire Raiser


Plated steel wire raiser is designed for placing cable on rollers, construction blocks and hardware during line construction. Conveniently pulls or lifts branches out of dense foliage. No adapter needed. Not for use on or near live wires.



Accessories Snap Directly Into Pole's Ferrule

### Inductive Clamp Adapter

Adapter snaps into female ferrule of Jameson extension or base pole for use with inductive clamp.



IHA-2 Adapter

Extension or Base Pole

Cat. ID	Accessories
WR-1	Wire & Limb Raiser, Fits JE, FG and LS Poles
FG-6-3W	Kit: WR-1 Wire Raiser with Two 6' FG Extension Poles, One 3' FG Extension Pole, One 6' FG Base Pole
IHA-2	Inductive Head Clamp Adapter
SB-UC	Saw Blade Adapter
UA-1	Universal Tool Adapter
B-6V	Pole Storage Bag

## Tree Trimming Accessories

Shoots throw bag and line through tree limbs, delivering line up to 200'. For safety and effectiveness, use the Big Shot with two 4' Jameson poles or one 4' and one 6' pole. We recommend starting with a Base Pole.



**Big Shot Carrying Case**  
Hard case for Big Shot and poles

### Soil Probe



Locate underground utility boxes, buried conduit and tree roots.

- Solid 1/2" fiberglass rod for increased strength and flexibility.
- Solid 1" fiberglass handle with double-coated PVC finger grips.
- Reinforced steel tip to penetrate ground.

### Hand Lopper



### Hawk Bill Knife



Polished, high carbon steel blade is ice-tempered for longer life. Ergonomic handle has an expanded end to protect hand from slipping. 8.5" total length, including 3" blade.

Ideal for cutting root balls on plants or trees.

Cat. ID	Accessories
BS1	Big Shot
BS-CC	Big Shot Carrying Case
FG-BS-KIT1	Big Shot Package: Big Shot, 4' FG Extension Pole, 4' FG Base Pole
SP-48	48" Soil Probe
16-BP200	Hand Lopper
32-70-C	Hawk Bill Knife, Charcoal
32-70-O	Hawk Bill Knife, Orange

## INSULATED HAND TOOLS

- 1,000-volt rated for "Live Line" applications
- Exceeds International Standards: IEC 60900:2012 and ASTM F1505
- Engineered Nylon 11 injection molded to tool for maximum personal protection
- Virtually indestructible - cut, abrasion, and impact resistant
- Withstands temperature extremes from -40° F to 158° F (-40° C to 70° C)
- Meets stringent requirements for CAT "C" - cold impact rating
- Every tool is 100% inspected - tested to 10,000 volts / rated to 1,000 volts
- Industry-leading lifetime limited warranty



13 PC. JOURNEYMAN'S KIT			
Cat. ID - JT-KT-00004			
Cat. ID Included	Description	Cat. ID Included	Description
JT-PL-00045	9" Lineman Pliers	JT-SD-01860	1/8" x 3" Slotted Terminal Screwdriver
JT-PL-00061	8" Long Nose Pliers	JT-SD-01870	3/16" x 4" Slotted Terminal Screwdriver
JT-PC-00111	7" Side Cutting Pliers	JT-SD-01920	1/4" x 6" Slotted Electricians Screwdriver
JT-PC-00125	9" Cable Cutter	JT-SD-02020	No. 2 x 4" Phillips Screwdriver
JT-PL-00141	10" Pump Pliers	JT-CT-01831	Cable Jointers Coring Knife
JT-ND-02305	3/16" Nut Driver	JT-TC-03198	Electrician Tool Pouch
JT-ND-02315	1/4" Nut Driver	JT-ND-02332	5/16" Nut Driver

19 PC. DELUXE UTILITY TOOL KIT			
Cat. ID - JT-KT-00002			
Cat. ID Included	Description	Cat. ID Included	Description
JT-SD-01860	1/8" x 3" Slotted Terminal Screwdriver	JT-CT-01830	Cable Jointers Coring Knife
JT-SD-01890	3/16" x 6" Slotted Electrician Screwdriver	JT-WA-03000	8" Adjustable Wrench
JT-SD-01920	1/4" x 6" Electricians Screwdriver	JT-WS-00441	1/2" Open-End Wrench
JT-SD-02010	No. 1 x 3" Phillips Screwdriver	JT-WS-00460	11/16" Open-End Wrench
JT-SD-02020	No. 2 x 4" Phillips Screwdriver	JT-WS-00470	3/4" Open-End Wrench
JT-PL-00021	8" Combination Pliers	JT-WS-00490	1" Open-End Wrench
JT-PL-00051	6-1/4" Long Nose Pliers	JT-WB-01135	1/2" Box Wrench
JT-PC-00120	8" Cable Cutter	JT-WB-01137	11/16" Box Wrench
JT-PC-00101	6-1/4" Side Cutting Pliers	JT-WB-01140	3/4" Box Wrench
JT-PL-00141	10" Pump Pliers	JT-TC-03200	Tool Case (Orange)



9 PC. BASIC ELECTRICIAN'S ROBERTSON KIT			
Cat. ID - JT-KT-00003			
Cat. ID Included	Description	Cat. ID Included	Description
JT-PL-00045	9" Lineman Pliers	JT-SD-01880	3/16" x 3" Electrician Screwdriver
JT-PL-00061	8" Long Nose Pliers	JT-SD-01890	3/16" x 6" Electrician Screwdriver
JT-PC-00111	7" Side Cutting Pliers	JT-SD-01920	1/4" x 6" Electrician Screwdriver
JT-PL-00170	6-1/4" Wire Stripper	JT-SD-02024	No. 1 x 4" Robertson Screwdriver
JT-TC-03190	8-Pocket Tool Roll	JT-SD-02025	No. 2 x 4" Robertson Screwdriver



29 PC. MAINTENANCE TOOL KIT			
Cat. ID - JT-KT-00029			
Cat. ID Included	Description	Cat. ID Included	Description
JT-PL-00021	8" Combination Pliers	JT-SD-02020	No. 2 x 4" Phillips Screwdriver
JT-PL-00061	8" Long-Nose Pliers	JT-SK-01570	3/8" Socket
JT-PC-00101	6-1/4" Side Cutting Pliers	JT-SK-01580	7/16" Socket
JT-WS-00430	3/8" Open-End Wrench	JT-SK-01590	1/2" Socket
JT-WS-00440	7/16" Open-End Wrench	JT-SK-01600	9/16" Socket
JT-WS-00441	1/2" Open-End Wrench	JT-SK-01610	5/8" Socket
JT-WS-00450	9/16" Open-End Wrench	JT-SK-01620	11/16" Socket
JT-WS-00455	5/8" Open-End Wrench	JT-SK-01630	3/4" Socket
JT-WS-00460	11/16" Open-End Wrench	JT-SK-02771	3/16" Hex Key Socket
JT-WS-00470	3/4" Open-End Wrench	JT-SK-02772	1/4" Hex Key Socket
JT-SD-01860	1/8" x 3" Slotted Terminal Screwdriver	JT-SR-01750	1/2" Ratchet Wrench
JT-SD-01875	5/32" x 3" Slotted Electrician Screwdriver	JT-SK-01760	5" Socket Extension
JT-SD-01890	3/16" x 6" Slotted Electrician Screwdriver	JT-SK-01770	10" Socket Extension
JT-SD-01940	5/16" x 6" Slotted Engineer Screwdriver	JT-CT-01830	Cable Jointers Coring Knife
JT-SD-02010	No. 1 x 3" Phillips Screwdriver	JT-TC-03209	Tool Case



12 PC. DEEP SOCKET KIT - 1/2" DRIVE			
Cat. ID - JT-KT-00023			
Cat. ID Included	Description	Cat. ID Included	Description
JT-SK-01591	1/2" Deep Socket	JT-SK-01661	15/16" Deep Socket
JT-SK-01601	9/16" Deep Socket	JT-SK-01671	1" Deep Socket
JT-SK-01611	5/8" Deep Socket	JT-SR-01750	Ratchet Wrench 1/2" Drive
JT-SK-01621	11/16" Deep Socket	JT-SK-01760	5" Socket Extension
JT-SK-01631	3/4" Deep Socket	JT-SK-01770	10" Socket Extension
JT-SK-01641	13/16" Deep Socket	JT-TC-03223	Tool Case
JT-SK-01651	7/8" Deep Socket		

CONTACT US FOR METRIC AND  
INDIVIDUAL SOCKETS



7 PC. NUT DRIVER SET			
Cat. ID - JT-KT-02295			
Cat. ID Included	Description	Cat. ID Included	Description
JT-ND-02305	3/16" Nut Driver	JT-ND-02333	3/8" Nut Driver
JT-ND-02315	1/4" Nut Driver	JT-ND-02334	7/16" Nut Driver
JT-ND-02331	5/16" Nut Driver	JT-ND-02335	1/2" Nut Driver
JT-ND-02332	11/32" Nut Driver	JT-TC-03190	8-Pocket Tool Roll



6 PC. T-HANDLE HEX KEY SET			
Cat. ID - JT-KT-02667			
Cat. ID Included	Description	Cat. ID Included	Description
JT-HK-02710	1/8" Hex Key	JT-HK-02742	5/16" Hex Key
JT-HK-02680	5/32" Hex Key	JT-HK-02743	3/8" Hex Key
JT-HK-02730	3/16" Hex Key	JT-TC-03190	8-Pocket Tool Roll
JT-HK-02740	1/4" Hex Key		



9 PC. SCREWDRIVER SET			
Cat. ID - JT-KT-00010			
Cat. ID Included	Description	Cat. ID Included	Description
JT-SD-01880	3/16" x 3" Slotted Electrician Screwdriver	JT-SD-02030	No. 3 x 6" Phillips Screwdriver
JT-SD-01890	3/16" x 6" Slotted Electrician Screwdriver	JT-SD-01930	1/4" x 4" Slotted Engineer Screwdriver
JT-SD-01910	3/16" x 8" Slotted Electrician Screwdriver	JT-SD-01940	5/16" x 6" Slotted Engineer Screwdriver
JT-SD-02010	No. 1 x 3" Phillips Screwdriver	JT-SD-01970	3/8" x 10" Slotted Engineer Screwdriver
JT-SD-02020	No. 2 x 4" Phillips Screwdriver	JT-TC-03190	8-Pocket Tool Roll

INSULATED HACKSAWS



Cat. ID	Description
JT-CT-01810	6" Mini Hacksaw
JT-CT-01812	6" Mini Hacksaw Blades (12 pack)
JT-CT-01820	12" Hacksaw
JT-CT-01821	12" x 24 TPI Hacksaw Blades (10 pack)
JT-CT-01822	12" x 14 TPI Hacksaw Blades (10 pack)

INSULATED KNIFE

Cat. ID JT-CT-01830



ADJUSTABLE HAMMERHEAD WRENCH 12"

Cat. ID JT-WA-03015



## 7 Pc. CUSHION-GRIP SCREWDRIVER SET

Cat. ID 85076

General-purpose selection of the most frequently used screwdrivers Includes: three cabinet-tip, two Phillips-tip and two keystone-tip styles.



## HEAVY-DUTY SQUARE-SHANK, KEYSTONE-TIP



Heavy duty square shank designed for wrench- assisted turning.


Cat. ID	Tip Width x Shank Length	Overall Length
600-1	7/32" X 1-1/2"	3-7/16"
600-4	1/4" X 4"	8-11/32"
600-6	5/16" X 6"	10-15/16"
600-8	3/8" X 8"	13-7/16"
600-12	1/2" X 12"	17-7/16"

## HEAVY-DUTY ROUND-SHANK, KEYSTONE-TIP



Cat. ID	Tip Width x Shank Length	Overall Length
602-3	7/32" X 3"	6-3/4"
602-4	1/4" X 4"	8-11/32"
602-6	5/16" X 6"	10-15/16"
602-8	3/8" X 8"	13-7/16"
602-10	3/8" X 10"	15-7/16"
602-12	3/8" X 12"	17-7/16"

## ROUND SHANK, SPECIAL PROFILATED PHILLIPS TIP



Cat. ID	Point Size	Shank Length	Overall Length
603-1	#2	1-1/2"	3-7/16"
603-3	#1	3"	6-3/4"
603-4	#2	4"	8-5/16"
603-6	#3	6"	11"

## HOLLOW SHAFT NUT DRIVERS



## 7 Pc Cushion-Grip Nut Driver Sets

Full hollow shafts facilitate work on long bolt applications Tip-ident® quickly identifies nut driver hex orientation and size by color coding the handle ends so you can easily engage the nut driver with the fastener.

Cat. ID	Color Code	Hex Size	Shank Length
* 630-0	Black	3/16"	3"
* 630-0	Red	1/4"	3"
* 630-0	Yellow	5/16"	3"
* 630-05	Green	11/32"	3"
* 630-0	Blue	3/8"	3"
* 630-0	Brown	7/16"	3"
* 630-0	Red	1/2"	3"
630-09	Orange	9/16"	4"
630-10	Yellow	5/8"	4"
* 63	7-pc Nut Driver Set, 3/16" -1/2" with plastic roll-up		

### FOLDING HEX KEY SETS



Cat. ID	Description
70581	Eight-Key Set; 3" long w/ 1-7/16" - 2-3/8" Keys Sizes: .05, 1/16, 5/64, 3/32, 7/64, 1/8, 9/64, 5/32
70591	Nine-Key Set; 4.25" long w/ 1-5/8" - 3-1/2" Keys Size: 5/64, 3/32, 7/64, 1/8, 9/64, 5/32, 3/16, 7/32, 1/4
70579	Five-Key Set; 5-1/4" long w/ 3-1/8" - 4-5/8" Keys Sizes: 3/16, 7/32, 1/4, 5/16, 3/8

### LINEMAN HAMMERS

These lineman hammers feature a large head for driving lag screws and J hooks, and include a small side hook for removing J-hooks and staples. Designed with long fiberglass non-conductive handles for two hands when needed.

Cat. ID CMLH-1 Milled - Claw 32oz



Cat. ID SLH-1 Smooth 35oz



Cat. ID MLH-1 Milled 35oz



Other Hammers Available.

### HACKSAW FRAMES



Cat. ID	Description
701-S	Tubular Hacksaw Frame w/ Plastic Grip Inserts
1200BI-P	12"-Tri-Cut, Bi-Metal Hacksaw Blade - Unique design provides 32T, 24T, & 18T on one blade

### FILES



Description	Cat. ID		
	Bastard	2nd Cut	Smooth
10" Flat File	03665	03698	03731
12" Flat File	03764	03797	03830
14" Half Round File	05194	05225	05258
10" Mill File	08642	08673	08704
12" Mill File	08737	08768	08799

### POLE PUNCH



Cat. ID 66326

Used to drive bolts through wood poles. Ergonomic handle offers overstrike protection. 12" punch length with 3/8" diameter. Chamfered tip.



## TAPERED NOSE DIAG. CUTTERS



Tapered nose and standard bevel cutting knives. 1" jaws reach into confined spaces.

Cat. ID	Description
D202-5	Cutter with dipped handles, 5.5" o.a.
D202-6	Cutter with dipped handles, 6" o.a.
D220-7	HD w/ dipped handles, 7-5/8" o.a.

## LONG NOSE PLIERS



Standard long nose pliers have knurled jaws. 203 series has cutting edges at hinge.

Cat. ID	Description
D203-6	Long nose w/ cutters, 6-5/8" o.a.
D301-5	Std long nose plier, 5-5/8" o.a.
D301-6	Std long nose plier, 6-5/8" o.a.

## HIGH-LEVERAGE DIAG. CUTTERS



High-leverage design with standard bevel cutting edges.

Cat. ID	Description
D228-8	Dipped plastic handles, 8" o.a.
D248-8	Same as above w/ angled head, 8" o.a.

## CABLE CUTTER



### Cat. ID 63050

This convenient cutter handles most cable cutting with ease. High leverage design gives it superb cutting capability for its size. Shear type jaws cut up to 4/0 Al, 2/0 soft copper, and 100 pair 24 gauge communication cable. 9.5" long.

## HIGH-LEVERAGE SIDE CUTTERS



D213-9NE

HD213-9NE D2000-9NETH

D2000-9NE

These high-leverage side cutting pliers are 9-1/4" long. Streamlined nose with knurled jaws.

"2000" series cutters are ultra-durable and designed for cutting ACSR and other hardened materials such as bolts, nails, & wire.

Cat. ID	Description
D213-9NE	Std plier with blue dipped handles
HD213-9NE	Same as above w/ dipped handles
D2000-9NETH	Std plier with 5/18-11 thread at hinge
D2000-9NE	Plier with hard cutting edge & blue dipped handles

## SLIP JOINT PLIERS



These pliers offer a wide range of jaw openings. Jaws will not slip, even under heavy pressure.

Cat. ID	Description
D502-10	1-3/4" cap., 10" o.a., with yellow dipped
HD502-10	Same as above with HD orange handles
D502-12	2-1/8" cap., 12" o.a., with yellow dipped
HD502-12	Same as above with HD orange handles
430	10" "Channelock" w/blue dipped handles

**CRIMPER / CUTTER**



**Cat. ID 1005**

9 3/4 in. Crimping tool for 10-22 AWG, Wire cutter in nose. Tapered nose for working in confined spaces.

**RATCHETING BOX WRENCHES**



Cat. ID	Description
68200	1/4" x 5/16" Ratchet box wrench; 4.25" o.a.
68201	3/8" x 7/16" Ratchet box wrench; 5.5" o.a.
68202	1/2" x 9/16" Ratchet box wrench; 6.5" o.a.
68203	5/8" x 11/16" Ratchet box wrench; 8" o.a.
68204	5/8" x 3/4" Ratchet box wrench; 8" o.a.
68205	11/16" x 3/4" Ratchet box wrench; 9.25" o.a.
68206	13/16" x 7/8" Ratchet box wrench; 9.25" o.a.
68222	Ratchet Box Wrench Set w/ pouch; includes all

**CAN WRENCH**



**Cat. ID 32-216C**

3/8" X 7/16"

**ADJUSTABLE WRENCHES**



Extra capacity adjustable wrenches allow jaws to open 3/16" wider than standard wrenches.

Cat. ID	Description
D507-6	6" adj wrench; 15/16" capacity
D507-8	8" adj wrench; 1-18" capacity
D507-10	10" adj wrench; 1-5/16" capacity
D507-12	12" adj wrench; 1-1/2" capacity

**DRAW KNIFE**



BLADE WIDTH 1-5/8"  
BLADE LENGTH 10"

**Cat. ID 600**

**SPLICER'S TOOLS**



Cat. ID	Description
32-21NS	Scissors with Notched & Serrated Blade
32-41NS	Notched, Serrated Scissors with Snip Grip
32-24E	Skinning Knife - Ergonomic Handle
32-22NS	Slotted Pouch (32-11), Knife & Scissors (32-21NS)
32-42NS	Slotted Pouch (32-11), Knife, Snip Grip & Scissors (32-21NS)
32-50	Scissors and Knife Sharpener
32-FS-375	Tri-Hole Fiber Optic Strippers
32-60	Fiber Optic Shears with Pouch
32-60-375	Kit: Fiber Stripper and Shear in Leather Tunnel Loop Pouch
32-70-C	Skinning Knife - Charcoal Handle
32-70-O	Skinning Knife - Orange Handle

**WISE-GRIP TYPE PLIERS**



These versatile, rugged, and powerful pliers are a must for every tool user. Adjust and lock at any size with desired amount of pressure. Nickel-plated finish.

Cat. ID	Description
10R	10" straight jaw
10CR	10" curved jaw

## LINEMAN'S SKINNING KNIVES



Cat. ID 32-70-C



Cat. ID 32-70-0

3" Hawkbill Knife is designed to remove cable jackets in line work and cutting root balls on plants and trees. Polished, high carbon steel blade is ice-tempered to maintain edge longer. The curved, double-edged blade easily cuts through cable jackets and insulation. Features an ergonomic, cushioned handle with an expanded end to protect hand from slippage and a convenient built-in ring.



FBSK-1



USSK-1

Cat. ID	Description	Ring
FBSK-1	8" Skinning Knife with flat handle	Yes
USSK-1	Skinning Knife for use with all Hot Sticks	NO

## OneFlip™ LINEMAN KNIFE



Cat. ID PTOLK-2S

Spring Assisted Lineman Knife has ONE button to allow open/close with just one hand.

### Main Features:

- High grade stainless steel for maximum durability and sharpness
- Push to open & close - Enables quick one-handed opening and closing with work gloves on
- Safety Blade - No Cut Blade Except for Recessed Area
- Blade Locks When Opened and Closed
- Reversible Belt Clip

## LINEMAN DRAWKNIFE



Cat. ID 2056

This Lineman Drawknife removes insulation and semi-con from all types of cable with ease. It's contoured blade and unique stripping edge shaves insulation or semi-con from a wide range of cable sizes without damaging the conductor.

## BRUSH BLADE



Two tools in one: wire brush for cleaning up to 1000MCM conductor and a blunt tip knife blade that locks in open position and can be closed when not in use.

Cat. ID	Description
BB-2	Brush Blade
WB-1	Replacement Brush

## POCKET KNIVES



PTOLK-3B  
Blunted



PTOLK-1P  
Pointed

High grade stainless steel for maximum durability and sharpness, push to open & close - enables quick one-handed opening and closing with work gloves on. Blade locks when opened and closed, and reversible belt clip



PK-1  
Strap Cutter  
and Glass  
Breaker



SALK-1  
Spring  
Assisted  
Opening

### 5-IN-1 LINEMAN'S WRENCH



Works on most common utility pole hardware, such as lag bolts, "C" clamps and suspension bolts

Cat. ID	Description
KT155T	5-in-1 Wrench, 9.5" long
KT155HD	5-in-1 HD Wrench, 12.25" long

### 2 PC 4-in-1 RATCHETING BOX WRENCH SET



Cat. ID 841S

Heat-treated for greater durability on the job with Electronic coating for ultimate rust prevention. Four sizes in each wrench saves time, money and space. Hollow sockets excel over deep socket designs.

**Includes:**  
9/16 x 5/8, 11/16 x 3/4 in  
5/16 x 3/8, 7/16 x 1/2 in

### INSULATED WRENCHES

Cat. ID	Side 1	Style	Side 2	Style
BW-244 (4 in 1)	1/2" & 9/16" Ratchet	1	5/8" x 3/4" Ratchet	1
BW-223	9/16" Ratchet	1	3/4" Ratchet	1
BW-223HD	9/16" Heavy Duty Ratchet	1	3/4" Heavy Duty Ratchet	1
BW-2212	1/2" Ratchet	1	9/16" Ratchet	1
BW-2234	1/2" Ratchet	1	5/8" Ratchet	1
BW-2236	5/8" Ratchet	1	13/16" Ratchet	1
BW-2237	5/8" Ratchet	1	3/4" Ratchet	1
BW-2233	5/8" Ratchet	1	9/16" Ratchet	1
BW-2242	11/16" Ratchet	1	15/16" Ratchet	1
BW-2245	7/8" Ratchet	1	15/16" Ratchet	1
BW-2238	3/4" Ratchet	1	13/16" Ratchet	1
BW-224	3/4" Ratchet	1	7/8" Ratchet	1
BW-203	9/16" Ratchet No Insulation	1	3/4" Ratchet No Insulation	1
BW-2093	5/16" Allen	4	Eye Loop	9
BW-240P1	3/8" Rev. Allen	5	Penta Socket	6
BW-240	5/16" Rev. Allen	5	3/8" Rev. Allen	5
BW-241P	5/16" Rev. Allen	5	Penta Socket	6
BW-251	5/16" Rev. Allen	21	90° Rev. Penta	11
BW-241S	5/16" Rev. Allen	5	Eye Loop	9
BW-2091P	Penta Socket	6	Eye Loop	9
BW-2093P90	90° Penta	7	5/16" Allen	4

**OTHER SIZES AND COMBINATIONS AVAILABLE**



Handles are formulated of high strength and dielectric polymer. The handle features:

- See through port in the center of the handle to confirm that the two ends are not electrically connected.
- Superior tool metal-to-metal electrical insulation
- Indicator Ribs for improved safety

## GOAT WRENCH



Cat. ID 920

Wrench has three thread chasers in handle: 5/8-11NC, 1/2-13NC, 3/8-16NC

## LINEMAN'S WRENCHES



3146



3146B

Each end has two different size openings. Hole at large end is used for turning in standard pole steps.

Cat. ID	Large End	Small End
3146	29/32" & 1-3/32"	5/8" & 13/16"
3146A	1-1/16" & 1-5/16"	5/8" & 7/8"
3146B	1-1/16" & 1-3/16"	11/16" & 7/8"

## OFFSET SPUD WRENCHES



Extra-heavy-duty head area gives maximum strength and durability. Handle features an extra-deep offset to provide additional hand-clearance without sacrificing tightening strength. Continuous taper of handle makes lining-up bolt holes effortless.

Cat. ID	Nut Type	Bolt Size	Nut Size
3210	U.S. Heavy	1/2"	7/8"
3211	U.S. Heavy	5/8"	1-1/16"
3212	U.S. Heavy	3/4"	1-1/4"
3213	U.S. Heavy	7/8"	1-7/16"
3214	U.S. Heavy	1"	1-5/8"
3220	U.S. Regular	1/2"	13/16"
3221	U.S. Regular	5/8"	1"
3222	U.S. Regular	3/4"	1-1/8"
3223	U.S. Regular	7/8"	1-5/16"
3224	U.S. Regular	1"	1-1/2"
3231	Utility	5/8"	15/16"
3232	Utility	3/4"	1-1/16"

## RATCHETING SPUD WRENCH



Cat. ID 3238

Accepts 1/2" square-drive hex socket, reversible ratchet

## ADJUSTABLE SPUD WRENCH



Cat. ID 3239

Adjustable spud wrench fits nuts up to 1-1/2"

## WRENCH HOLDERS



Cat. ID 5460



Cat. ID 6102

Wrench not included

## BULL & DRIFT PINS



Cat. ID	Description	Max Dia	Point	Length
3255	Bull Pin	1-1/4"	5/16"	13"
3260	Drift Pin	11/16"	5/16"	7.5"
3261	Drift Pin	13/16"	7/16"	8"
3262	Drift Pin	15/16"	1/2"	8"
3263	Drift Pin	1-1/16"	9/16"	8"

## STRIKING BOX WRENCHES



These wrenches have an ample striking face for efficient rotation of large fasteners. 6 & 12 points are available. Contact us for more information. Sizes range from 1-3/16" to 4-5/8". Please specify size when ordering.

**NUT RUNNER**

- Distribution and Transmission models available
- Utility specific impact socket is designed to fit common sizes of square nuts.
- Hex quick change adapter is included.

Cat. ID	Description
NR1	Distribution Nut Runner & Adapter (3/4", 13/16", 1", 1-1/8")
49782	Replacement Distribution Adapter (7/16" hex to 3/4" sq)
NR2	Transmission Nut Runner & Adapter (1", 1-1/8", & 1-5/16")
21111	Replacement Transmission Adapter (7/16" hex to 1-1/8" sq)

**4-IN-1 IMPACT SOCKET**

- 4- Fine tuned ball detent provides improved retention, minimizing drops.
- 5- Hex quick change adapter is included

Cat. ID	Description
NRHD	Distribution Impact Socket & Adapter (3/4", 13/16", 1" & 1-1/8" sq)
NRHDA	Replacement Transmission Adapter (7/16" hex to 3/4" sq)
NRHD2	Transmission Impact Socket & Adapter (1-1/8", 1-5/16", 1-1/2" sq)
NRHDA2	Replacement Transmission Adapter (7/16" hex to 1-1/8" sq)

**SLOT SOCKET**

Cat. ID SS-1

**Multi-Use Wing Nut and Eye Bolt Type Clamp Applications Fits:**  
 Grounding Clamps, Hot Line Clamps, T-Clamp, Eye Nuts, Layout Arm Hardware, Stringing Blocks, Temporary Arm Insulators, And J-Hooks.

**Tri-Square™ BIG WRENCH**

Cat. ID BWS-3

This 3-in-1 socket wrench has a non-conductive handle, bolt-thru design, ratchet mechanism with reverse control, rubber grip for comfort, built in hole for tethering, and works on 1/2" Lag bolts, 5/8", 3/4", & 1/2" square headed bolts and nuts.

**LOWELL LINEMAN WRENCH**

Cat. ID 151T

The 3-in-1 socket (STEEL HANDLE WITH TRIPLE SQUARE SOCKET) on this wrench was designed to handle the three most common fasteners on utility poles: Lag Bolts, "C" Clamps, and Suspension Bolts. "Bolt-Thru" feature allows tool to work on nuts threaded on any length bolt.

**TRIPLE SQUARE TOWER WRENCH**

Cat. ID 104T

Bolt-Thru design allows threading rod to pass through the socket so that nuts can be secured on any threaded length. The triple square socket fits 1-1/8" square nuts (3/4" bolts), 1-5/16" square nuts (7/8" bolts) and 1-1/2" square nuts (1" bolts). It also fits 1-1/2" hex bolts.



## 1/2" DRIVE SOCKETS

### Standard Impact Socket Set 15PC - 6PT

**Cat. ID UW-1615S**  
Includes: 3/8, 7/16, 1/2, 9/16, 5/8, 11/16, 3/4, 13/16, 7/8, 15/16, 1, 1-1/16, 1-1/8, 1-3/16, 1-1/4.



### Deep Impact Socket Set 14PC - 6 PT

**Cat. ID UW-1514DS**  
Includes: 3/8, 7/16, 1/2, 9/16, 5/8, 11/16, 3/4, 13/16, 7/8, 15/16, 1, 1-1/16, 1-1/8, 1-1/4.

### Hex Bit Impact Set 16PC

**Cat. ID UH-1216CS**  
Includes: 1/4, 5/16, 3/8, 7/16, 1/2, 9/16, 5/8, 3/4, 6mm, 7mm, 8mm, 10mm, 12mm, 14mm, 17mm, 19mm.



### 2-in-1 Impact 6-Pc. Socket Set with Carrying Case

**Cat. ID 66010**  
Includes: 1-1/8 x 15/16, 1 x 13/16, 7/8 x 11/16, 3/4 x 9/16, 5/8 x 7/16, 1/2 in x 3/8, Carrying Case.

CONTACT US FOR OTHER SIZES AND INDIVIDUAL SOCKETS.

## 3/4" DRIVE SOCKETS



### Deep Impact Socket Set 14PC - 6 PT 3/4DR

**Cat. ID UW-2614DS**  
Includes: 3/4, 13/16, 7/8, 15/16, 1, 1 1/16, 1 1/8, 1 3/16, 1 1/4, 1 5/16, 1 3/8, 1 7/16, 1 1/2, 1 5/8

## QUICK RELEASE CHUCK

**Cat. ID QR-514**  
1/2" Square drive female to 7/16" female quick change chuck.



## PENTA SOCKET W/DRILL ADAPTER



**Cat. ID PSD-1**  
This Penta socket features a unique sleeve for speed. It can be utilized in any 1/2" drive wrench or impact drill. This socket is impact rated for torque. 3/8" drill adapter & 3/4" penta socket are removable.

## PENTA SOCKET

**Cat. ID 9076**  
1/2" Drive Penta Socket for use with standard ratchet wrenches and impact wrenches.



### ISOLATED EXTENSIONS

Cat. ID	Description
ISE-4	5/16 Allen Head Wrench end with 3/8" sq. dr., 4" long (rating: 1000V, 420 in)
ISE-6	6" x 3/8" Sq. Drive Extension, (rating 500kV, 600 in lb)
ISE-8	8" x 1/2" Sq. Drive Extension, (rating: 5kV, 60 in lb)



### TRI PENTA WRENCH

Cat. ID TP-1

This tool combines three everyday functions into one tool:

- 3/8" Screwdriver
- Hand Hole Lid Lifter
- Penta Wrench

Green speed sleeve spins freely to open transformers and switchgears 2x faster.



### POLE STEP REMOVER



Cat. ID PSR-07 - 7/16" Hex Drive Tool

Cat. ID PSR-10 - 5/8" Hex Drive Tool

### POLE STEP INSTALLER



Cat. ID PSI-07 - 7/16" Hex Drive Tool

Cat. ID PSI-10 - 5/8" Hex Drive Tool

### PIPE WRENCHES




Size	Capacity	HEAVY DUTY		ALUMINUM	
		Cat. ID	Wgt	Cat. ID	Wgt
8"	1"	31005	.75		
10"	1-1/2"	31010	1.75	810	1
12"	2"	31015	2.75		
14"	2"	31020	3.5	814	2.3
18"	2-1/2"	31025	5.75	818	3.6
24"	3"	31030	9.75	824	6
36"	5"	31035	19	836	11
48"	6"	31040	34.25	848	18.5

### 1/2" WRENCHES



Cat. ID	Description	Lgth/Wgt
4-33B	(A) 7/16 Hex - 1/2 Sqr Impa Adapter	3" / .2
4426	(B) Rathe Series 400 Knurled Grip	10.25" / 1.5
4433	(C) Raised Cap Lineman's Wrench	10.25" / 1.5
4425	(D) Rathe Series 400 Knurled Grip	15" / .2
4902	(E) Impa G Adapter; 1/2" F - 3/4" M	- / .
6900	(F) Impa G Adapter; 3/4" F - 1/2" M	- / .
4405	(G) 5" Extension	5" / .5
4478	(H) Micro-Adjustable Torque Wrench 30-250 fp	- /
9S291	(I) Torque Multi. 1/2"F-3/4" M, 1000 ft./lbs	- / 5.
4905	5" Impact Extension - 1/2" Drive	5" / .5

### 3/4" WRENCHES




Cat. ID	Description	Wgt
6400	24" Ratchet, Series 400, 3/4" Drive	
6403	3.5" Extension	.8
6901	(A) Adapter, 3/4" F - 1" M, 3/4" Drive	.7
8900	(B) Adapter, 3/4" M - 1" F, 1" Drive	1
6448	3/4" Dr, 100-600ft lb Torque Wrench	17
9S292	(C) Torque Mult. 3/4"F-1"M, 2000ft/lbs	13.9



## 6' FIBERGLASS RULE

**Cat. ID 73365** Inside reading fiberglass rule is extremely flexible and rugged.



## 6' WOOD RULE

**Cat. ID 966N**

Two Way wood rule measures both right-to-left and left-to-right. Flat, inside markings lie close to the work and are marked on both sides.



## WIRE MIKE

**Cat. ID WIREMIKE**

Measures ACSR, stranded and solid conductors, I.P.S. tubing, rigid and thinwall conduit, as well as inside and outside dimensions of tubing and pipe.



## MEASURING WHEELS

These wheels measure up to 100,000' under most terrain conditions. Automatic brake to prevent accidental back-tracking. Built-in stand. Solid wheel moves easier through brush.



32-400

MK6012

32-415

Cat. ID	Description
32-400	Measuring Wheel; 15.5" Spoked
MK6012	Measuring Wheel; 19"
32-415	Measuring Wheel; 15.5" Solid
400-15	Case for model 400 & 415

## 50' & 100' FIBERGLASS TAPES

These durable, 1/2" wide, plastic coated, fiberglass tapes resist stretch and extreme weather conditions. Lightweight, high impact polystyrene case.



Cat. ID	Description	Repl blade
703	50' Fiberglass Tape in Closed Case	R-703
706	100' Fiberglass Tape in Closed Case	R-706
FE050	50' Fiberglass Tape in Open Case	R-1703
FE100	100' Fiberglass Tape in Open Case	R-1706

## 150' & 200' FIBERGLASS TAPES

Lightweight open reels house 1/2" fiberglass tapes. Open reel design will not collect dirt like a closed case.



Cat. ID	Description
FE150	150' Fiberglass Tape in Open Case
FE200	200' Fiberglass Tape in Open Case

## 25' TAPE MEASURE

**Cat. ID PHV1425N** Rubber cushion case exterior protects tape from impact and improves grip, Fits easily into most tape holsters, Toggle lock is positioned for convenient operation, Removable belt clip.



## TORPEDO LEVEL

**Cat. ID 581-9**



## BOLT AND CABLE CUTTERS

### ANGULAR STYLE BOLT CUTTER

The cutting edges of these cutters are offset 30° from metal handles to keep work in sight while cutting. This offset also facilitates flush cutting and keeps user's hands clear of work surface.



Cat. ID	Lgth	Soft	Medium Hard	Wt lbs.	Repl Head
1490MAF	14"	5/16"	1/4"	3	1413AF
190MA	24"	7/16"	3/8"	5.5	113A
390MA	36"	9/16"	1/2"	13	313A

### GENERAL PURPOSE, Clipper Cut

Designed for close of flush cutting to a surface. Blades are beveled on one side only. Clipper cut style is not designed to cut hard materials. Maximum hardness of materials to be cut: Brinell 300, Rock C31.



Cat. ID	Lgth	Soft	Medium Hard	Wt lbs.	Repl Head
1490MNE	14"	5/16"	1/4"	2.75	1413NE
090MNE	18"	3/8"	5/16"	3.5	013NE
190MNE	24"	7/16"	3/8"	5.25	113NE
290MNE	30"	1/2"	7/16"	8.5	213NE
390MNE	36"	9/16"	1/2"	13	313NE

### POLY PIPE CUTTER

Cat. ID 8948050 Cuts  
1.25" - 1.50" O.D.

Cat. ID 8948060 Cuts  
2" - 2.375" O.D.



### HEAVY DUTY, With Keeper

Swing-away keeper holds EHS guy wire and pre-stressed cable in correct cutting position and prevents cable from spreading or deforming. Assures clean, complete cutting of all strands. Also cuts hard bolts, rods, bars, etc.



Cat. ID	Lgth	Hard Metals EHS Guy, ACSR	Wgt lbs.	Repl Head
190MCK	24"	5/16"	6.5	113MCK
390MCK	36"	7/16"	14.5	313MCK

### SHEAR TYPE for Wire Rope

An excellent cutter for steel cable and wire rope. Notched jaw holds and locks cable in cutting position. Shearing action of blades cuts coarse or lined stranded cable or rope with minimum distortion. Metal handles.



Cat. ID	Lgth	Wire Rope, Stainless & Aircraft Cable	Wgt lbs.	Repl Head
1490MTN	14"	1/4"	2.75	1413TN
190MTN	24"	3/8"	5	113TN
390MTN	36"	5/8"	12"	313TN
590MTN	42"	3/4"	17"	513TN

## BOLT CUTTERS

### HEAVY DUTY FIBERGLASS HANDLED BOLT CUTTERS



Cat. ID	Lgth	Soft & Med	Hard	Wt lbs.	Repl Head
*10-367	14"	1/4"	3/16"	2.75	A11010
*10-467	18"	5/16"	1/4"	3.5	A11011
10-667	24"	3/8"	5/16"	5.25	A11012
10-767	30"	1/2"	11/32"	8.5	A11013
10-965	36"	5/8"	3/8"	11	A11014
<i>*10-367 AND 10-467 HAVE CLIPPER CUT JAWS</i>					

### HEAVY DUTY, Center Cut

Special heavy-duty straps extend along cutting edges to support center cut style jaws, giving longer jaw life than general purpose, center cut tools. Max. hardness of material to be cut: Brinell 400, Rock C42.



Cat. ID	Lgth	Hard Metal, Wire Mesh, Rebar	Wt lbs.	Repl Head
190MCX	24"	5/16"	5.5	113CX
290MCX	30"	3/8" (#3 Bar)	9.25	213CX
390MCX	36"	7/16"	14	313CX
590MCX	42"	1/2" (#4 Bar)	18.25	513CX

### same as above with FIBERGLASS HANDLES



Cat. ID	Lgth	Hard Metal	Wt lbs.	Repl Head
190FCX	24"	5/16"	4.75	113CX
290FCX	30"	3/8"	8.25	213CX
390FCX	36"	7/16"	12.75	313CX

### GENERAL PURPOSE, Center Cut

An all around maintenance tool for cutting soft, medium, or hard materials. Maximum hardness of material to be cut: Brinell 455, Rockwell C48.



Cat. ID	Lgth	Soft & Medium	Hard	Wt lbs.	Repl Head
1490MC	14"	5/16"	3/16"	2.75	1413C
090MC	18"	3/8"	1/4"	3.5	013C
190MC	24"	7/16"	5/16"	5.25	113C
290MC	30"	1/2"	3/8"	8.5	213C
390MC	36"	9/16"	7/16"	13	313C
590MC	42"	11/16"	1/2"	17	513C

### same as above with FIBERGLASS HANDLES



Cat. ID	Lgth	Soft & Medium	Hard	Wt lbs.	Repl Head
090FC	18"	3/8"	1/4"	3.5	013C
190FC	24"	7/16"	5/16"	4.5	113C
290FC	30"	1/2"	3/8"	7.5	213C
390FC	36"	9/16"	7/16"	11.5	313C

### BOLT CUTTER BAG



Cat. ID 2651

Two pocket, yellow vinyl. Order aerial bucket, hooks sold separately.

**CUTTERS FOR SOFT METAL  
(COPPER & ALUMINUM)**

**POWER & COMMUNICATIONS  
CABLE CUTTERS**

Rugged cable cutter with fiberglass handles. Two handed shear type cutterhead for clean cuts.



Cat. ID	Length	Cutting Capacity	Weight	Repl. Head
63041TH	25"	500MCM Cu 750 MCM Al	5.25 lb	63081
290FCS	25.5"	500MCM Cu 750MCM Al 1-3/8" Comm.	4.5 lb	213CSS
390FCS	32"	750MCM Cu 1200MCM Al 1-3/4" Comm.	6 lb	313FCS

**COMMUNICATIONS CABLE CUTTER**

Designed for cutting lead and rubber covered communications cable. Shearing action of jaws gives clean, sharp cut with minimum distortion. Extremely rugged cutters but should not be used for hard cable or ACSR. Metal handles.



Cat. ID	Length	Cutting Capacity	Weight	Repl. Head
190CSP	23.5"	1" Comm. Cable	2.52 lb	119CSP
390CSP	37"	2-1/4" Comm. Cable	10.75 lb	319CSS

**CONDUCTOR CUTTERS**

Hardened shear-type cutting jaws mounted on fiberglass handles cut without deforming cable.



Cat. ID	Length	Cutting Capacity	Repl. Head
C403-1421	21.5"	600MCM Al 350MCM Cu	P403-1387
C403-1422	35"	1000MCM Al 500MCM Cu	P403-1387
C403-1423	35.5"	336.4MCM ACSR	P403-1388
10-202	31"	336.4MCM ACSR 350MCM Cu 750MCM Al	10-203

**CABLE CUTTER**

Cat. ID 63050



This handy economical tool handles most cable cutting jobs with ease. Special high leverage design gives it amazing cutting capability for its size. Shear type jaws cut up to 4/0 aluminum, 2/0 soft copper, and 100 pair 24 gauge communication cable. At only 9-1/2" long it fits into a tool pouch.

## CUTTERS FOR SOFT METAL (COPPER & ALUMINUM)

### ONE HAND RATCHET CUTTERS

These "tool pouch" sized cable cutters will cut copper, aluminum, and communications cable using only one hand. Molded grips provide a comfortable, non-slip grip. Built to last!

**NOT FOR USE ON STEEL OR ACSR**

Cat. ID	Hard Drn Copper	Copper & Aluminum	Length
600	500MCM	1.25"	10.5"
63711	600MCM	1-1/8"	11.5"
800	750MCM	1.77"	10.25"



### COMPACT RATCHET CUTTER

These patented conductor cutters are half the size and weight of standard ratchet cutters. The design of these compact cutters is based on a simple ratchet mechanism and sure ratcheting action makes working with them easy. At less than 20" long, they will fit into tool bags or boxes.

Cat. ID	Alum,Copper	ACSR	Guy	Wgt
1000	2.375" (2000mcm)	No	No	4.2 lbs.
2000	3.375"	No	No	3.5 lbs.



## CUTTERS FOR SOFT METAL (COPPER & ALUMINUM)

### "8690" TYPE RATCHET CABLE CUTTERS



8690FSK



8790CS

Cat. ID	Length	Weight	Cu & Al	Tel. Cable
8690FSK	27"	10 lbs	2" (2500 mcm)	2"
8790CS	29"	15 lbs	3"	3"

These heavy duty cable cutters utilize shear type cutting blades for fast, clean cuts. Two styles are available for cutting soft cables up to 3" dia. Refer to the table below to choose the model which best suits your needs.

### ACSR CABLE TRIMMER



#### Cat. ID 16-87

This ACSR cable trimmer reduces cable preparation time by as much as 70%. Operation, similar to conventional tubing cutter, is fast and easy. Trims aluminum conductor strands clean and square without nicking steel reinforcement strands below. Made of light weight, rugged, aluminum alloy. Accepts all standard bushing sizes.

Includes: #87 Trimmer, Bushing Holder, and Case.

**OTHER BUSHING SIZES** are available and may require #87-S special trimmer and special bushing holder. Special bushing holders are made to exact spec of one cable size only. **Advise cable O.D., core O.D., stranding, and cir. mils when ordering specials.**

#### Bushings for ACSR Cable Trimmer:

Cat. ID	Code or O.D.	AWG/ Cir Mils	Strands
E5759	Robin	83,690	6/1
E5761	Quail	2/0	6/1
E5762	Pigeon	3/0	6/1
E5763	Penguin	4/0	6/1
E5764	Waxwing	266,800	18/1
E5766	Partridge	266,800	26/7
E5767	Ostrich	300,000	26/7
E5768	Merlin	336,400	18/1
E5769	Linnet	336,400	26/7
E5771	Chickadee	397,500	18/1
E5772	Brant	397,500	24/7
E5773	Ibis	397,500	26/7
E5774	Lark	397,500	30/7
E5775	Pelican	477,000	18/1
E5776	Flicker	477,000	24/7
E5777	Hawk	477,000	26/7
E5778	Hen	477,000	30/7
E5779	.879"	556,500	18/1
E5780	Parakeet	556,500	24/7
E5781	Dove	556,500	26/7
E5782	Eagle	556,500	30/7
E5788	Goose	636,000	54/7
E5789	Grosbeak	636,000	26/7
E5790	Egret	636,000	30/19
E5792	Flamingo	666,600	24/7

Cat. ID	Code or O.D.	AWG/ Cir Mils	Strands
E5796	1.040"	795,000	36/1
E5797	1.063"	795,000	45/7
E5799	Condor	795,000	54/7
E5800	Drake	795,000	26/7
E5801	Mallard	795,000	30/19
E5802	1.131"	900,000	45/7
E5805	Rail	954,000	45/7
E5806	Cardinal	954,000	54/7
E5808	Ortolan	1,033,000	45/7
E5809	Curlew	1,035,500	54/7
E5810	1.259"	1,113,000	45/7
E5811	Finch	1,113,000	54/19
E5812	1.302"	1,192,500	45/7
E5814	Bittern	1,272,000	45/7
E5815	Pheasant	1,272,000	54/19
E5816	1.385"	1,351,500	45/7
E5817	Martin	1,351,500	54/19
E5818	1.427"	1,431,000	45/7
E5822	1.502"	1,590,000	45/7
E5824	Chukar	1,780,000	84/19
E5829	Guinea	159,000	12/7
E5831	Dorking	190,800	12/7
E5860	Falcon	1,590,000	54/19
E5900	Raven	104,500	6/1
D1605	1.762"	2,156,000	84/19

## CUTTERS FOR HARD CABLE (ACSR, GUY STRAND, GROUND ROD)

### "8690" TYPE RATCHET CUTTERS



These heavy-duty cable cutters utilize shear type cutting blades for fast, clean cuts. Three styles Available for cutting ACSR cable up to 954MCM, and guy strand up to 5/8".

Cat. ID	Lgth	Wgt	ACSR, ACAR	Steel Rod, Bolts	Wire Rope
8690FH	29"	10 lbs	1.18"	---	---
8690CK	28"	9 lbs	---	.44"	---
8690TN	38"	13 lbs	---	.75"	.63"

### RATCHET CUTTER - 336MCM ACSR

**Cat. ID 63607**

This compact, lightweight cutter cuts up to 336mcm ACSR, 400mcm Cu, and 600mcm Al. Unique ratchet action holds cable tight and allows rapid, straight cuts with minimum effort. Quick-release lever opens blade at any time during operation. 10.25" long, 1.5 lbs.



### RATCHET CUTTER - 477MCM ACSR

**Cat. ID 63800ACSR**

This cutter offers easy cutting (477MCM ACSR; 1/2" guy strand; 1" Cu) with a size that fits in a tool pouch. Cutting inserts are easily replaced by simply removing 3 screws per blade. 1 year warranty. Length: 14"



**Cat. ID 63858** Replacement cutting insert with screws.

## HANDHELD HYDRAULIC CUTTERS



### HANDHELD HYDRAULIC CUTTING TOOL

Cuts 1" Cu/Al cables, 5/8" EHS guy wire, and 5/8" ground rods. Features a double speed pump and a 180° rotating head.



### HANDHELD HYDRAULIC CUTTING TOOL

The HT-TC041 features an automatic safety valve to bypass the oil when the maximum pressure is reached. The flip-top head rotates 90°. 1-9/16" cutting capacity.

Cat. ID
HT-TC026Y

Cat. ID
HT-TC041



### HANDHELD HYDRAULIC CUTTING TOOL

The two stage hydraulic system advances the blades and the head rotates 327° to cut in almost any position. Designed to cut 2-3/16" Cu/Al conductors, 1-15/16" ACSR, 7/8" EHS guy wire, 13/16" steel rod, 1-1/2" copper rod.

Cat. ID
HT-TC055

S-20



S-40B



## HANDHELD HYDRAULIC CUTTING TOOL

S-Series tools cut anything from guy wire\* to anchor rod and most overhead and underground cables. These cutters are portable, lightweight, and made to last years under the toughest field conditions. The anvil style, center cut blades eliminate jamming problems common to shear style cutters, and the blades are easily replaced in the field. The tools are made of high grade steel and have rubber handle grips. All tools are black zinc oxide coated to help reduce corrosion. A flip-top latch opens the tool jaw to easily accept cables and wires. The head can be rotated up to 180° to facilitate easy wire positioning and operator leverage. **DO NOT USE TO CUT EHS GUY WIRE**

Cat. ID	JAW OPENING	CAPACITY
S-20	3/4"	397 MCM ACSR
S-40B	1-1/2"	1510 MCM ACSR



## BATTERY CUTTERS

The M18™ FORCE LOGIC™ cable cutter kits are powered by a Milwaukee® Powerstate™ brushless motor and M18™ Redlithium™ 2.0 Battery. Milwaukee One-Key is the first digital platform for tools and equipment. It utilizes a free to use smartphone app that allows users to sync wirelessly to their tools via Bluetooth. Once synced, the One-Key app enables customers to more efficiently customize, track and manage tools in their inventory.



### M18™ FORCE LOGIC™ CABLE CUTTER KIT WITH 477 ACSR JAWS

This open jaw, fully balanced in-line tool delivers unmatched control and accuracy. Featuring patented anti-spreading jaws, this compact tool powers through 477 Hen ACSR in seconds. Milwaukee delivers on its Heavy Duty promise making up to 1,000 cuts on a single set of blades. With the M18™ Redlithium™ Battery this tool can make over 280 cuts on a M18™ 2.0 Battery, making it the most productive tool of its kind. The kit includes (1) M18™ 2.0 Redlithium™ battery, 120 VAC charger and bucket bag.

Cat. ID	CAPACITY	BATTERY	CHARGER	WEIGHT
2672-21S	477 ACSR	18 V Lithium-ion	AC/DC	4.65 lbs.



### M18™ FORCE LOGIC™ CABLE CUTTER KIT WITH 750 MCM CU JAWS

This open jaw, fully balanced in-line tool allows you to cut effortlessly in the tightest panels without looping. Featuring the best power to size ratio, this compact tool powers through 750 MCM copper or 1000 MCM aluminum 2X faster than the leading competitor. The kit includes (1) M18™ 2.0 Redlithium™ battery, multi-voltage charger and carrying case.

Cat. ID	CAPACITY	BATTERY	CHARGER	WEIGHT
2672-21	750 MCM Cu / 1000 Al	18 V Lithium-ion	120 VAC	4.65 lbs.

## BATTERY CUTTERS

The M18™ FORCE LOGIC™ cable cutter kits are powered by a Milwaukee® Powerstate™ brushless motor and M18™ REDLITHIUM™ 2.0 Battery. Milwaukee One-Key is the first digital platform for tools and equipment. It utilizes a free to use smartphone app that allows users to sync wirelessly to their tools via Bluetooth. Once synced, the One-Key app enables customers to more efficiently customize, track and manage tools in their inventory.



### M18™ FORCE LOGIC™ 3" UNDERGROUND CABLE CUTTER

Engineered to deliver the best cutting experience in a trench. Linemen can now scoop the cable into the open jaw with ease, maintaining balance when lining up to cut. Once aligned, the M18™ Force Logic™ 3" underground cable cutter is the fastest cutter in its class, making installation and wrecking of up to 1500mcm copper 15kv cable a breeze. The kit includes: (1) M18™ lithium-ion 120 VAC wall charger, a M18™ Redlithium™ XC 5.0 Extended capacity battery pack, carabineer and utility bag.

Cat. ID	CAPACITY	BATTERY	CHARGER	WEIGHT
2776-21	1500 MCM Copper	18 V Lithium-ion	120 VAC	15.7 lbs.



### M18™ FORCE LOGIC™ 1590 ACSR CABLE CUTTER

A patent pending jaw design enables opening with just two fingers, enhancing alignment while delivering easiest operation with Class 3 Gloves. The wire automatically closes the jaw, providing hands-free jaw closure and the easiest mid-span cuts. Fully balanced, only 11.75 lbs. and the fastest transmission cutter, the M18™ FORCE LOGIC™ 1590 ACSR Cutter delivers the best control while enhancing linemen's productivity and reducing fatigue. Kit includes: (1) M18™ lithium-ion AC/DC wall & vehicle charger, (1) M18™ Redlithium™ XC5.0 extended capacity battery pack, carabineer and utility bag.

Cat. ID	CAPACITY	BATTERY	CHARGER	WEIGHT
2777-21	1590 ACSR	18 V Lithium-ion	120 VAC	11.7 lbs.

**BATTERY CUTTERS**



49-16-2772



49-16-2773



48-59-1801



48-59-1810



48-11-1820



48-11-1850

**ACCESSORIES**

Cat. ID	DESCRIPTION
49-16-2772	M18™ Cu/Al jaw
49-16-2773	M18™ ACSR jaw
48-59-1801	M18™ Lithium-ion battery charger
48-59-1810	M18™ / M12™ vehicle charger
48-11-1820	M18™ Redlithium™ 2.0 compact battery pack
48-11-1850	M18™ Redlithium™ XC5.0 extended capacity battery pack

## BATTERY CUTTERS

These inline cordless hydraulic cutting tools can be operated with one hand and balanced for greater control. The head rotates 180° for ease of operation in confined spaces. They are fitted with a maximum pressure valve and are extremely quiet, minimal vibration. The New Lithium-ion 18 V (2Ah) high power battery is equipped with led indicators to show the remaining battery life.


**B-TC250BSA**

**B35M-TC025A**

## 18V BATTERY POWERED INLINE CUTTING TOOLS

Kit includes: Tool, (2) 18 V Lithium-ion Metabo batteries, strap, AC charger, and case. Also available with Makita batteries, specify when ordering.

Cat. ID	CAPACITY	BATTERY	CHARGER	WEIGHT
B-TC250BSA	1" Cu/Al	18 V Lithium-ion (2Ah)	120 VAC	7.4 lbs.
B35M-TC025A	1" ACSR	18 V Lithium-ion (2Ah)	120 VAC	6.82 lbs.

## BATTERY CUTTERS

Next generation of 18.0 V cordless hydraulic cutting tool specifically designed cut copper, aluminum, ACSR, steel ropes. The blades are manufactured from high strength special steel, heat treated to ensure a long service life. New Lithium-ion 18 V (4Ah) batteries offer a higher capacity than 14.4 V 3Ah, while greater cutting speed and cutting force result from a revitalized hydraulic system with double speed action. The battery is equipped with led indicators that indicate the remaining battery life.



**B-Tc250Ya**



**B-Tc450A**



**B-Tc500A**



**B-Tc500Ya**



**B-Tc550A**



**B-Tc650A**

## 18V BATTERY OPERATED CUTTING TOOLS

Kit includes tool, (2) 18 V Lithium-ion Metabo batteries, strap, AC charger, and case. Also available with Makita batteries, specify when ordering.

Cat. ID	CAPACITY	BATTERY	CHARGER	WEIGHT
<b>B-Tc250Ya</b>	1" ACSR	18 V (4Ah)	120 VAC	10.5 lbs.
<b>B-Tc450A</b>	1-3/4" ACSR	18 V (4Ah)	120 VAC	14.7 lbs.
<b>B-Tc500A</b>	2" Cu/Al	18 V (4Ah)	120 VAC	12.7 lbs.
<b>B-Tc500Ya</b>	2" ACSR	18 V (4Ah)	120 VAC	12.7 lbs.
<b>B-Tc550A</b>	2-3/16" ACSR	18 V (4Ah)	120 VAC	19.6 lbs.
<b>B-Tc650A</b>	2-9/16" Cu/Al	18 V (4Ah)	120 VAC	14.1 lbs.

## BATTERY CUTTERS

Next generation of 18.0 V cordless hydraulic cutting tool specifically designed to cut copper, aluminum and telecommunication cables. The blades are manufactured from high strength special steel, heat treated to ensure a long service life. New Lithium-ion 18 V (4Ah) batteries offer a higher capacity than 14.4 V (3Ah), while greater cutting speed and cutting force result from a revitalized hydraulic system with double speed action. The battery is equipped with led indicators that indicate the remaining battery life.



B-TC650-SCA



B-TC950A

## 18V BATTERY POWERED CUTTING TOOLS

Kit includes basic tool with shoulder strap, (2) 18 V Lithium-ion Metabo batteries, AC charger, USB cable, metal carrying case. Also available with Makita batteries, specify when ordering.

Cat. ID	CAPACITY	BATTERY	CHARGER	WEIGHT
B-TC650-SCA	2-9/16" Cu/Al	18 V (4Ah)	120 VAC	16.9 lbs.
B-TC950A	3-3/4" Cu/Al	18 V (4Ah)	120 VAC	17.1 lbs.



ASC30-36



CB1840L



CINV12-110IC

## ACCESSORIES

Cat. ID	DESCRIPTION
ASC30-36	AC charger
CB1820L	18 Volt Lithium-ion (2.0Ah) battery
CB1840L	18 Volt Lithium-ion (4.0Ah) battery
CINV12-110IC	12 Volt car power inverter

## BATTERY CABLE CUTTERS

Compact in-line tool is lightweight and easy to control. They will automatically retract when the cutting cycle is complete. The scissor style cutting head is designed to cut soft metals such as Copper & Aluminum. The cutting blade will automatically retract when the cutting cycle is complete. Equipped with Bluetooth™ Communication enabled via the Greenlee Gator Eye app. Features LED display screen communicating pressure and battery levels as well as tool diagnostics with real-time tool feedback.



ES32LX11



ESC35LX11

### ES32L IN LINE CABLE CUTTER

Kit Includes: tool charger, (2) Makita® 18 V Lithium-ion batteries

Cat. ID	CAPACITY	BATTERY	CHARGER	WEIGHT
ES32LX11	500 kcmil Cu/AL	18 V (4Ah)	120 VAC	5 lbs.
ES32LX12	500 kcmil Cu/AL	18 V (4Ah)	12 VDC	5 lbs.
ESC35LX11	1000 kcmil Cu/AL	18 V (4Ah)	120 VAC	5 lbs.
ESC35LX12	1000 kcmil Cu/AL	18 V (4Ah)	12 VDC	5 lbs.

### REPLACEMENT BLADES

Cat. ID	DESCRIPTION
12092	ES32L movable blade
12093	ES32L fixed blade

## BATTERY CUTTERS

Compact in-line tool is lightweight and easy to control. They will automatically retract when the cutting cycle is complete. The cutting blade will automatically retract when the cutting cycle is complete. Equipped with Bluetooth™ Communication enabled via the Greenlee Gator Eye app. Features LED display screen communicating pressure and battery levels as well as tool diagnostics with real-time tool feedback.



ES20LX11



ESG25LX11



ESG45LX11

### ES20LX IN LINE CABLE CUTTER

Kit Includes: tool charger, (2) Makita® 18 V Lithium-ion batteries & case.

Cat. ID	CAPACITY	BATTERY	CHARGER	WEIGHT
ES20LX11	336.4 ACSR, 3/8" guy wire	18 V (4Ah)	120 VAC	4.6 lbs.
ES20LX12	336.4 ACSR, 3/8" guy wire	18 V (4Ah)	12 VDC	4.6 lbs.
ESG25LX11	636 ACSR, 5/8" guy wire	18 V (4Ah)	120 VAC	4.6 lbs.
ESG25LX12	636 ACSR, 5/8" guy wire	18 V (4Ah)	12 VDC	4.6 lbs.
ESG45LX11	1590 ACSR, 5/8" guy wire	18 V (4Ah)	120 VAC	4.6 lbs.
ESG45LX12	1590 ACSR, 5/8" guy wire	18 V (4Ah)	12 VDC	4.6 lbs.

### REPLACEMENT BLADES

Cat. ID	DESCRIPTION
ES20E	ES20LX replacement blade kit
76807	ESG25LX replacement blade kit



## BATTERY CUTTERS

Designed specifically to cut copper and aluminum cables communication, which is enabled via the greenlee gator eye app. The 18 V Lithium-ion (Li-ion) battery provides 70% more cycles per charge.



### ESG50LX GUILLOTINE HEAD CABLE CUTTER

Cat. ID	CAPACITY	BATTERY	CHARGER	WEIGHT
ESG50LX11	2" Cu/Al	18 V (4Ah)	120 VAC	9.8 lbs.
ESG50LX12	2" Cu/Al	18 V (4Ah)	12 VDC	9.8 lbs.
ESG50LXB	2" Cu/Al	18 V (4Ah)	Bare tool	9.8 lbs.



### ESC85LX SCISSOR HEAD CABLE CUTTER

Cat. ID	CAPACITY	BATTERY	CHARGER	WEIGHT
ESC85LX11	3-3/8" Cu/Al	18 V (4Ah)	120 VAC	22 lbs.
ESC85LX12	3-3/8" Cu/Al	18 V (4Ah)	12 VDC	22 lbs.
ESC85LXB	3-3/8" Cu/Al	18 V (4Ah)	Bare tool	22 lbs.



### ESG105LX GUILLOTINE HEAD CABLE CUTTER

Cat. ID	CAPACITY	BATTERY	CHARGER	WEIGHT
ESG105LX11	4" Cu/Al	18 V (4Ah)	120 VAC	22 lbs.
ESG105LX12	4" Cu/Al	18 V (4Ah)	12 VDC	22 lbs.
ESG105LXB	4" Cu/Al	18 V (4Ah)	Bare tool	22 lbs.



### ESC105LX SCISSOR HEAD CABLE CUTTER

Cat. ID	CAPACITY	BATTERY	CHARGER	WEIGHT
ESC105LX11	4" Cu/Al	18 V (4Ah)	120 VAC	22 lbs.
ESC105LX12	4" Cu/Al	18 V (4Ah)	12 VDC	22 lbs.
ESC105LXB	4" Cu/Al	18 V (4Ah)	Bare tool	22 lbs.



05167



52178



52180

## ACCESSORIES

High capacity Makita® battery platform with active battery monitoring system improves your battery supply.

Cat. ID	DESCRIPTION
05167	18 Volt Lithium-ion (4.0Ah)
52178	120 Volt Lithium-ion battery charger
52180	12 Volt Lithium-ion battery charger

## BATTERY CUTTERS

### STREAMLINE CUTTING TOOL

The SL-S20 was designed to cut the toughest steel used in construction today. It can replace an entire tool kit, including several sizes of conventional bolt cutters, hacksaws, acetylene torches and cable cutters. Kit includes: battery powered tool, carrying case, charger, (2) Lithium-ion batteries and carrying strap.



Cat. ID	CAPACITY	BATTERY	CHARGER	WEIGHT
SL-S20	477 ACSR	14.4 V (4Ah)	120 VAC	7.7 lbs.



REC-630Y



REC-634YC

### C-JAW CUTTING TOOL

Cat. ID	CAPACITY	BATTERY	CHARGER	WEIGHT
REC-630Y	336 ACSR	14.4 V (4Ah)	120 VAC	7.7 lbs.
REC-634YC	800 MCM Cu / 1.4" O.D. Al	14.4 V (4Ah)	120 VAC	9.9 lbs.



REC-660YC



REC-685YC

### SCISSOR-TYPE CUTTING TOOL

Cat. ID	CAPACITY	BATTERY	CHARGER	WEIGHT
REC-660YC	500 MCM Cu/Al	14.4 V (4Ah)	120 VAC	10.2 lbs.
REC-685YC	1000 MCM Cu/Al	14.4 V (4Ah)	120 VAC	13.9 lbs.

## BATTERY CUTTERS



### REMOTE HYDRAULIC CUTTING HEAD

Complete with quick automatic coupler for connection to a hydraulic pump with a working pressure of 10,000 PSI max.

Cat. ID
TC04



### REMOTE HYDRAULIC CUTTING HEAD

Tool is designed for expanded cutting capabilities up to 2" diameter. Accepts 2" ACSR, 2" Cu / Al cable, wire rope, 2" URD power cable, and 1".

Cat. ID
SP-55


## WEJTAP TOOLS

The **WEJTAP INSTALLATION TOOL** is a one piece assembly that consists of a head and a power unit with a Locking Breach. Two color-coded, interchangeable heads accept all WEJTAP connectors. The memory of the WEJTAP connector compensates for any potential loosening of connections over time.

Wejtap Kit (Cat. ID WTK) contains the following:

Cat. ID	Description
WTK	Wejtap Kit (includes all of the below items)
WTB	Power Unit
WTF-Y	Large Frame - Yellow
WTF-RB	Small Frame - Red/Blue
WTR-Y	Large Removal Clip - Yellow
WTR-RB	Small Removal Clip - Red Blue
WTCK	Cleaning Kit
WTC	HD Plastic Case Only

**ITEMS CAN ALSO BE ORDERED SEPARATELY**



## WEJTAP CONNECTORS

Use an aluminum alloy wedge that is power-driven between the run and the tap cables locking them into a "C" shaped tempered aluminum alloy spring-body. The spring-body maintains consistent pressure throughout the life of the connection to ensure reliability during severe electrical and climactic conditions.



## WEJTAP POWER-BOOSTER

Is a self-contained charge that provides the force necessary to drive the wedge into direct contact with the conductors. The booster is discharged only when properly positioned in the tool assembly and activated by a hammer blow. 25 per box.

**Cat. ID WPBRN Red Booster**

**Cat. ID WPBBN Blue Booster**

**Cat. ID WPBYN Yellow Booster**



*Please call for ordering information.*

## STIRRUPS

Available from #6 through 1033.6 nominal conductor ranges. Tinned copper bails are permanently attached.



## WEJTAP COVERS

Are installed on connectors to prevent them from coming in contact with other taps or exposed ground points. The Wejtap Covers are rugged snap-on devices available in four sizes to cover all connector sizes and are cold weather tested for easy installations.



## WEJTAP HOT STICK ACCESSORY KIT



5705



**Cat. ID WHSK1** Kit contains all of the items in chart at right and includes a case.

Cat. ID	Description
WHSCWH	Hot stick connector clamp
WHSWADP	Hotstick angle wedge holder
WHSWB	Hotstick wire brush
WHSPBC	Hotstick dual cable clamp
WHSGB	Hotstick breach device
WHSSADP	Hotstick 90° adapter
WHSTA	Hotstick tool hammer

## HAND OPERATED MECHANICAL COMPRESSION TOOLS

For Use With **BURNDY** "W" Dies



These tools accept **Burndy "W"** type dies. Fiberglass and bent hard wood handle options are both available. Heads have two permanent die grooves including a specific size nose die groove and a "D3" groove which also serves as a seat for die inserts used to install additional splices, taps, and terminal connectors.

Designed to provide over 90,000 crimps on terminals with wire ranges through 4/0 ACSR. This tool weighs only 6 lbs. and generates a crimp force of 9,000 lbs.

Handle Options	w/BG (5/8") Fixed Nose Die	w/ "O" Fixed Nose Die
Bent Hard Wood	MD6	MD6-8
Straight Fiberglass	MD6-4	MD6-12
<ul style="list-style-type: none"> <li>All tools have a permanent "D3" die groove which also serves as a seat for die inserts</li> <li>Cutter Die sold separately (Cat. ID W28K)</li> </ul>		

*Polymer handled models are also available.*

For Use With **KEARNEY** "O" Dies



These "O" type hand operated compression tools accept **Kearney "NON-BOW"** dies. They have fiberglass handles available in straight

or bent configurations for use on energized lines. Heads are available with an insulating boot. A fixed nose die provides extra convenience when installing "SERV-ENS" connectors & triplex sleeves and "SQUEEZONS" connectors.

Designed to provide over 100,000 crimps on terminals with wire ranges through 4/0 ACSR\* (\*350 mcm-one hole aluminum terminals). Up to 9,800 lbs. of output force is developed by this tool which weighs 7 lbs. *Accessories:*

*Carrying Case, Die Case, Insulating Boot, Cutting Dies.*

Description	5/8" Fixed Nose Die	"O" Fixed Nose Die
with 17" straight handles	0-62F	0-63F
same as above w/insulated head	0-62-3F	0-63-3F
with 17" bent handles	0-62-50F	0-63-50F
same as above w/insulated head	0-62-53F	0-63-53F

### RATCHET COMPRESSION TOOL (DIELESS)



**Cat. ID OH25**  
This one hand "service entrance tool" weighs only 2.5 lbs. and is 12" long.

### RATCHET COMPRESSION TOOL



**Cat. ID OUR840** This one hand "service entrance tool" accepts Burndy "X" dies.



**DIES SOLD SEPARATELY (PG 87-88)**

### XPJ TOOL



**Cat. ID XPJ**

This fiberglass handled tool has three compression grooves and is used only with oval sleeves. 22" long.

- X is a W171 die
- P is a W162 die
- J is a W161 die

*For Cable Sizes: 3/16", 3/8", 5/32"*  
*Connector Sizes: #2, #4, #6*

### 6 TON SELF CONTAINED HYDRAULIC COMPRESSION TOOL



**Cat. ID PW**

**Output:** 6 ton crimp

**Dies:** Accepts "W" style dies

**Weight:** 6.2 lbs

**Head Rotation:** 180°

**Capacity:** Copper lugs & splices up to 500MCM

### COMPRESSION TOOL BAG



**Cat. ID 2651**

Two pocket, yellow vinyl.  
Order aerial bucket hooks separately

### "W" DIE TREE

**Cat. ID WDTREE**

Designed to store 6 sets of "W" dies. Spring loaded buttons hold dies in place similar to compression head attachments.

DIES SOLD SEPARATELY  
(PG 87-88)



### "U" DIE CASE



**Cat. ID PT29291** U-type die case holds 15 dies



DIES SOLD SEPARATELY  
(PG 87-88)

### "W" DIE CASE

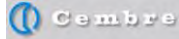


**Cat. ID CASEWDIES** W-type plastic die case holds 24 dies



DIES SOLD SEPARATELY  
(PG 87-88)

## 6 TON "INLINE" BATTERY COMPRESSION TOOLS



Output: 6 ton crimp  
Crimps per Charge: 380 (4/0 - 4/0 Al)  
Battery: 18V Lithium Ion (Cat. ID BL1830)  
Dies: Accepts "W" & "X" (except IPBK)  
Weight: 7 lbs with battery  
Head Rotation: 180°  
Warranty: 5 year (tool), 1 year (battery)

**Interchangeable Heads:**



**IP-BG**  
"BG" nose die groove



**IP-K**  
Kearney



**CMB1** Cuts 4/0 ACSR CMB2  
Cuts 477MCM ACSR CMB3  
Cuts 3/8" guy wire

IP-0 "O" nose die groove (not pictured)



Output: 6 ton crimp  
Crimp Time: 4 seconds  
Crimps per Charge: 325 (on 4/0 AWG splices) Battery: 18V Lithium Ion (Cat. ID 52176) Charge Time: 30 minutes  
Dies: Accepts "W" & "X" (except CJK)  
Weight: 6.8 lbs with jaws  
Warranty: 3 year (tool), 1 year (battery)

**Interchangeable Heads:**



**CJD3BG**  
"BG" fixed nose die



**CJD30**  
"O" fixed nose die



**CJK**  
Kearney style head

Cat. ID	Description
IPBWLI-BG	Kit with IP-BG head
IPBWLI-O	Kit with IP-O head
IPBLIK	Kit with IP-K head
Remove "LI" from Cat. ID to order tool with 9.6V Ni-MH battery.	

120V AC Charger  
Cat. ID DC18RA

12V DC Charger  
Cat. ID DC18SE

**Kit Includes:**

- (1) Tool
- (2) Batteries
- (1) 120V Charger\*
- (1) Vinyl Bag

\*add "-DC" to Cat. ID for kit w/12V charger

Cat. ID	Description
EK425LDBG11	Kit with CJD3BG jaws
EK425LDO11	Kit with CJD30 jaws
EK425LDK11	Kit with CJK jaws
KD6-27	Cutting Dies

120V AC Charger:  
Cat. ID 52049201

12V DC Charger:  
Cat. ID 52049204

**Kit Includes:**

- (1) Tool
- (2) Batteries
- (1) 120V Charger\*
- (1) Case

\*change Cat. ID from 11 to 12 for kit w/12V charger



Output: 6 ton crimp  
Crimps per Charge: 100 (on 4/0-4/0 H-Tap) Battery: 14.4V Lithium Ion (Cat. ID BP-80) Charge Time: 45 minutes  
Dies: Accepts "W" & "X" (except EZK) Weight: 7.3 lbs with battery  
Head Rotation: 180°  
Warranty: 3 years (tool), 5 years (battery)

Cat. ID	Description
IL-ND-BG-AT	Kit with EZBG head
IL-ND-O-AT	Kit with EZO head
IL-ND-K-AT	Kit with EZK head
IL-ND-ND-AT	Kit with EZND head

120V AC Charger:  
Cat. ID CH-90

12V DC Charger:  
Cat. ID CH-90DC

**Interchangeable Heads:**



**EZBG**  
"BG" nose die & D3 die seat



**EZO**  
"O" nose die & D3 die seat



**EZK**  
"O" dies



**EZND**  
D3 die seat

**Kit Includes:**

- (1) Tool
- (2) Batteries
- (1) 120V Charger\*
- (1) Case

\*add "DC" to Cat. ID for kit w/12V charger



## 6 TON "PISTOL GRIP" BATTERY COMPRESSION TOOLS



Output: 6 ton crimp  
Jaw Opening: 1.8"  
Battery: 14.4V Ni-MH (Cat. ID 1435) Dies: Accepts "W" & "O" style dies Weight: 9.2 lbs with battery  
Head Rotation: 180°  
Warranty: 5 year (tool), 1 year (battery)  
Capacity: Lugs & splices (500MCM Cu and up to 300MCM Al), 4/0 - 4/0 H-Tap, 2/0 "C" sleeve connectors

Cat. ID	Description
PBW	Kit with 120V AC Charger
PBW-DC	Kit with 12V DC Charger

120V AC Charger  
Cat. ID 1804

12V DC Charger  
Cat. ID 1822

**Kit Includes:**  
(1) Tool  
(2) Batteries  
(1) Charger  
(1) Case



120V AC Charger  
Cat. ID 1804

12V DC Charger  
Cat. ID 1822

Output: 6.4 ton crimp  
Crimps per Charge: 120 (on 500MCM copper lugs)  
Battery: 14.4V Ni-MH (Cat. ID 1435)  
Dies: PBOB accepts Burndy "W" dies  
PBOK accepts Kearney "O" dies  
Weight: 11 lbs with battery  
Head Rotation: 180°  
Warranty: 5 year (tool), 1 year (battery)  
Capacity: Lugs & splices (500MCM Cu and up to 300MCM Al), 4/0 - 4/0 H-Tap, 2/0 "C" sleeve connectors

Cat. ID	Description
PBOB	Kit with PBOB tool for Burndy "W" dies (includes die)
PBOK	Kit with PBOK tool for Kearney "O" dies
PBO-AW	"W" die adapter only
PBO-AO	"O" die adapter only

**Kit Includes:**  
(1) Tool  
(2) Batteries  
(1) Charger  
(1) Case  
(2) Add "-DC" to cat. ID for kit w/12V charger



Interchangeable Cutter Head:



25CAT  
1" Jaw Opening

Output: 6 ton crimp  
Jaw Opening: 1.8"  
Crimps per Charge: 150 (on 4/0 Cu/Al) up to 500 MCM Cu\*  
Battery: 14.4V Lithium Ion (Cat. ID BP-80) \*Will not cut ALL 500  
Dies: Accepts "W", "O", & "X" dies Weight: 8.2 lbs with battery  
Warranty: 5 years (tool and battery) Capacity: Lugs & Splices (#8-500MCM Cu, #8-300MCM Al) and H-Taps (up to 4/0-4/0)

Cat. ID	Description
REC-658U-AT	Kit with standard head
25CAT	Cutter (Head Only)

120V AC Charger  
Cat. ID CH-90

12V DC Charger  
Cat. ID CH-90DC

**Kit Includes:**  
(1) Tool  
(2) Batteries  
(1) 120V Charger\*  
(1) Case

MCM copper cable.  
Contact Divergent Alliance for more information.

## 6 TON "PISTOL GRIP" COMPRESSION TOOLS (DIELESS)



Cat. ID	Description
<b>REC-6750-AT</b>	6 ton dieless crimper kit
<i>120V AC Charger</i> Cat. ID CH-90	<i>12V DC Charger</i> Cat. ID CH-90DC

**Kit Includes:**  
 (1) Tool  
 (2) Batteries  
 (1) 120V Charger  
 (1) Case

Output: 6.2 ton crimp  
 Jaw Opening: 1.5"  
 Crimps per Charge: 110 (on 500MCM Cu) Battery: 14.4V Lithium Ion (Cat. ID BP-80 ) Dies: No Dies Needed. Crimper is Designed to Crimp Anderson Connectors & Other Brand Connectors manufactured to ANSI C119.4  
 Weight: 11.7 lbs with battery  
 Head Rotation: 360°  
 Warranty: 5 years (tool and battery)  
 Capacity: Lugs and splices (#6AWG - 750MCM)



Cat. ID	Description
<b>EK06FTL11</b>	Kit with 120V AC charger
<b>EK06FTL12</b>	Kit with 12V DC charger

**Kit Includes:**  
 (1) Tool  
 (2) Batteries  
 (1) Charger  
 (1) Case

*120V AC Charger:* Cat. ID 52178  
*12V DC Charger:* Cat. ID 52179

Output: 6.2 ton crimp  
 Battery: 18V Lithium Ion (Cat. ID 52176)  
 Dies: No dies needed. Crimper is for use with Anderson brand connectors and other connectors manufactured to ANSI C119.4.  
 Weight: 11 lbs  
 Head Rotation: 350°  
 Warranty: 3 year (tool), 1 year (battery)  
 Capacity: Lugs & splices (#6 AWG - 750 MCM)

## 12 TON BATTERY HYDRAULIC COMPRESSION TOOLS

 Cembre



Output: 14.6 ton crimp  
Jaw Opening: 1.65"  
Battery: 14.4V Ni-MH (Cat. ID 1435)  
Dies: Accepts standard "U" style dies  
Weight: 18 lbs with battery  
Head Rotation: 180°  
Warranty: 5 year (tool), 1 year (battery)

Cat. ID	Description
PBTU165	Kit with 120V AC Charger
PBTU165-DC	Kit with 12V DC Charger

**120V AC Charger**  
Cat. ID 1804

**12V DC Charger**  
Cat. ID 1822

**Kit Includes:**  
(1) Tool  
(2) Batteries  
(1) Charger  
(1) Case

 Cembre



Output: 14.6 ton crimp  
Jaw Opening: 1.65"  
Battery: 14.4V Ni-MH (Cat. ID 1435) Dies: Accepts standard "U" style dies  
Weight: 16 lbs with battery  
Head Rotation: 180°  
Warranty: 5 year (tool), 1 year (battery) Capacity: Lugs & Splices (up to 750MCM Cu/Al)

Cat. ID	Description
PBU165	Kit with 120V AC Charger
PBU1	Same as PBU165, but with 1" jaw opening, weighs 14.5 lbs

**120V AC Charger**  
Cat. ID 1804

**12V DC Charger**  
Cat. ID 1822

**Kit Includes:**  
(1) Tool  
(2) Batteries  
(1) Charger  
(1) Case  
\*add "-DC" to  
Cat. ID for kit  
w/12V charger



 **Huskie  
TOOLS**

Cat. ID	Description
REC-6510-AT	12 ton crimper kit

**120V AC Charger**  
Cat. ID CH-90

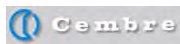
**12V DC Charger**  
Cat. ID CH-90DC

**Kit Includes:**  
(1) Tool  
(2) Batteries  
(1) 120V Charger  
(1) Case

Output: 12 ton crimp  
Jaw Opening: 1.65"  
Crimps per Charge: 60 (on 500 MCM Cu)  
Battery: 14.4V Lithium Ion (Cat. ID BP-80) Dies: Accepts all "U" style dies  
Weight: 13.2 lbs with battery  
Warranty: 5 years (tool and battery)  
Capacity: Lugs & Splices (up to 750MCM Cu/Al)

## 12 TON SELF CONTAINED HYDRAULIC COMPRESSION TOOLS

### 1.65" JAW OPENING



Cat. ID PU165  
Output: 14.6 ton crimp  
Jaw Opening: 1.65"  
Dies: Accepts "U" style dies  
Weight: 14 lbs  
Head Rotation: 180°  
Capacity: Lugs and splices up to 750MCM

### 1" JAW OPENING



Cat. ID PU1  
Output: 14.6 ton crimp  
Jaw Opening: 1"  
Dies: Accepts "U" style dies  
Weight: 11.5 lbs  
Head Rotation: 180°  
Capacity: Lugs up to 750MCM and splices up to 400MCM



Cat. ID EP-510C  
Output: 12 ton crimp (adjustable to 14 tons for some specific grounding applications)  
Jaw Opening: 1.65"  
Dies: Accepts "U" style dies  
Weight: 16.5 lbs  
Capacity: Lugs and splices up to 750MCM



DIES SOLD SEPARATELY  
(PG 87-88)

## 12 TON HYDRAULIC COMPRESSION HEADS



Cat. ID LPK1230  
Works directly from truck low pressure circuits. No intensifier required. Built in relief valve assures a 12 ton crimp with a 1,500-2,500 psi system.

Operating Pressure: 1500-2500 psi  
Output: 12 ton crimp  
Jaw Opening: 1.2" (30mm)  
Dies: Accepts "U" style dies  
Weight: 18.5 lbs  
Couplers: Male (Cat. ID 54923)  
Female (Cat. ID 54925)



Cat. ID LPK1240  
Works directly from truck low pressure circuits. No intensifier required. Built in relief valve assures a 12 ton crimp with a 1,500-2,500 psi system.

Operating Pressure: 1500-2500 psi  
Output: 12 ton crimp  
Jaw Opening: 1.65" (42mm)  
Dies: Accepts "U" style dies  
Weight: 19.7 lbs  
Capacity: Up to 750MCM Cu and Al



Cat. ID EP-510HC  
Operating Pressure: 10,000 psi  
Output: 12 ton crimp  
Jaw Opening: 1.65"  
Dies: Accepts "U" style dies Weight: 11 lbs  
Capacity: Lugs & splices up to 750 MCM Cu/Al  
Includes: remote head, 3/8" male coupler, case, and die tray



Cat. ID PHU165  
Max Operating Pressure: 10,000 psi  
Output: 14.6 ton crimp  
Jaw Opening: 1.7"  
Dies: Accepts "U" style dies Weight: 12 lbs  
Capacity: Lugs and splices up to 750MCM



## 12 TON TEST GAUGE

Cat. ID PG-4  
This gauge is used to calibrate 12 ton output tools. It was designed to fit in all brands of 12 ton tools, and is supplied with U-type test dies. If you are using Kearney tools, specify PG-4K which comes with TDK-1 test dies.  
FEATURES: 12-Ton Test Gauge Kit, 3.5 lbs., 4" Dial Face, 9" x 4" x 1.5"

## 15 TON BATTERY HYDRAULIC COMPRESSION TOOLS



**Kit Includes:**  
 (1) Tool  
 (2) Batteries  
 (1) 120V Charger  
 (1) Case

Output: 15 ton crimp  
 Jaw Opening: 2"  
 Battery: 14.4V Ni-MH (Cat. ID 1435)  
 Dies: Accepts standard "P" style dies  
 Also accepts "U" dies with use of AU2 adapter  
 Weight: 23 lbs with battery  
 Head Rotation: 180°  
 Warranty: 5 year (tool), 1 year (battery) Capacity: #8  
 - 1500MCM Cu; #8-1250MCM Al

Cat. ID	Description
PBTP2	Kit with 120V AC Charger
PBTP2-DC	Kit with 120V DC Charger
AU2	Adapter for "U" dies

**120V AC Charger**  
 Cat. ID 1804

**12V DC Charger**  
 Cat. ID 1822



**Kit Includes:**  
 (1) Tool  
 (2) Batteries  
 (1) 120V Charger  
 (1) Case

Output: 15 ton crimp  
 Jaw Opening: 2"  
 Crimps per Charge: 40 (on 1000 MCM Cu)  
 Battery: 14.4V Lithium Ion (Cat. ID BP-80) Dies: Accepts  
 standard "P" style dies  
 Also accepts "U" dies with use of PU-15 adapter  
 Weight: 24 lbs with battery  
 Warranty: 5 years (tool and battery)  
 Capacity: Splices & Lugs (1250 MCM Al & 1500 MCM Cu)

Cat. ID	Description
REC-3610AT	15 ton crimper kit
PU-15	Adapter for "U" dies

**120V AC Charger**  
 Cat. ID CH-90

**12V DC Charger**  
 Cat. ID CH-90DC

## 15 TON BATTERY HYDRAULIC COMPRESSION TOOLS



Output: 15 ton crimp  
 Battery: 18V Lithium Ion (Cat. ID 52176)  
 Dies: Accepts "P" style dies  
 Accepts "U" dies with use of UA15T adapter  
 Weight: 16.3 lbs  
 Head Rotation: 350o  
 Warranty: 3 year (tool), 1 year (battery)  
 Capacity: Copper Lugs & Splices (8AWG - 1500 MCM)

Aluminum Lugs & Splices (8AWG - 1250 MCM)

Cat. ID	Description
EK1550FTLU11	Kit with 120V AC Charger
EK1550FTLU12	Kit with 12V DC Charger

120V AC Charger:  
Cat. ID 52178

12V DC Charger:  
Cat. ID 52179

**Kit Includes:**  
 (1) Tool  
 (2) Batteries  
 (1) 120V Charger  
 (1) Case



DIES SOLD SEPARATELY (PG 87-88)

## BATTERY CHARGER ADAPTER



**Cat. ID IZCFC**  
 This adapter fits a Huskie battery to a Makita charger.

## 15 TON HYDRAULIC HEAD COMPRESSION TOOLS



**Cat. ID Y46**  
 Operating Pressure: 10,000 psi Output:  
 15 ton crimp  
 Jaw Opening: 2"  
 Dies: Accepts "P" style dies.  
 Also accepts "U" style dies with use  
 of adapter (Cat. ID PUADP-1)  
 Weight: 15.5 lbs  
 Capacity: #8AWG - 1500MCM Cu  
 #8AWG - 1250MCM Al



**Cat. ID EP-610H**  
 Operating Pressure: 10,000 psi  
 Output: 15 ton crimp  
 Jaw Opening: 2"  
 Dies: Accepts "P" style dies. Also  
 accepts "U" dies with PU-15 adapter  
 Weight: 14.5 lbs  
 Capacity: Cables above 750 MCM



**Cat. ID LPK1550**  
 Operating Pressure: 1500-2500psi  
 Output: 15 ton crimp  
 Dies: Accepts Burndy "U" dies with  
 use of adapter (Cat. ID 48802).  
 Accepts Burndy Y46 dies with use of  
 adapter (Cat. ID 48820)  
 Weight: 28.6 lbs  
 Capacity: cable 500 MCM and larger

## 60 TON COMPRESSION HEAD



**Cat. ID PH60**

This lightweight, single acting hydraulic presshead is complete with a protected male coupler with captive cap for connection to a hydraulic pump. Support base is included.

Max operating pressure: 10,000 psi  
Output: 60 ton crimp  
Dies: Accepts Burndy "L" style dies and Alcoa 60 ton dies  
Weight: 43 lbs  
Warranty: 5 years



DIES SOLD SEPARATELY (PG 87-88)

## 100 TON COMPRESSION HEAD



**Cat. ID EP-100WD**

- For Full Tension Transmission and Substation Connections
- Double Acting Hydraulic Cylinder
- Removable Die Caps for Easy Cable Insertion

SPECIFICATIONS	
Output	100 Ton
Weight	78 lbs.
Size	9.5"W x 15"H
Die Style	HA100-Series
Ram Stroke	1.16"
Oil Required	25 cu/in

## 200 TON COMPRESSION HEAD



**Cat. ID EP-200WA**

- For Full Tension Transmission and Substation Connections
- Double Acting Hydraulic Cylinder
- Removable Die Caps for Easy Cable Insertion

SPECIFICATIONS	
Output	200 Ton
Weight	190 lbs.
Size	14"W x 17"H
Die Style	HA200-Series
Ram Stroke	1.57" Travel
Oil Volume	1134 cc



## HYDRAULIC STEEL PUNCH

**Cat. ID SH-270M**

Punch includes carrying case and set of 4 punch and dies: 3/8", 1/2", 5/8", 3/4".

SPECIFICATIONS	
Output	35 Ton
Weight	28 lbs.
Capacity	1/2" Thick Mild Steel
Max. Hole	13/16" Diameter
Dimensions	14" x 8" x 3.5"
Throat Depth	2.75"



## HYDRAULIC PUMP



### Cat. ID R-14EF

- Remote Operation Allows Full Operator Control
- Advance and Hold Feature Standard
- Manual Control Directly on Pump Motor
- Pressure Adjustment from 4,000 - 10,000 psi

SPECIFICATIONS	
Weight	34 lbs.
Size	17"L x 6"W x 14"H
Motor Size	1/2 HP - 6.5 Amp
Delivery @ 200 psi	157 cu/in/m
Delivery @ 10,000 psi	19 cu/in
Oil Capacity	120 cu/in (2 quarts)

## BATTERY HYDRAULIC PUMP

Lightweight, 24Vdc, 10,000 psi hydraulic pump. Features an auto shut-off. 76-102 Crimps. Pump comes with a 10 ft flexible hose with male and female couplers, remote control, external battery charger, one battery, and a canvas holdall.



Cat. ID	Description
PB10	Battery Hydraulic Pump
1937	24V DC Replacement Battery
DC24	110V AC Charger for 24V Battery

## HYDRAULIC FOOT PUMP

### Cat. ID PF10

This 10,000 psi, *utility tough*, hydraulic pump incorporates a "rapid advance" feature. Includes a 10', high pressure, flexible hose and couplers. Case included. 26" long. 14 lbs.



## ELECTRIC HYDRAULIC PUMP

### Cat. ID EPP10

This lightweight and durable, 10,000psi, 110V-AC electric pump is equipped with a built-in, factory set pressure relief valve. An audible "pop" and recycling of the pump signals completion of the crimping/ cutting cycle. A durable hand-held pendant switch offers remote operation in addition to the manual switch located on the pump housing. *Wgt: 30lbs.*



*16" High - Base: 6" x 8" - 2 qt reservoir - 12.5 amp*

## GAS DRIVEN HYDRAULIC PUMP

### Cat. ID GP10

This 4hp, Gas Driven, 10,000 psi pump will operate one single acting tool. 77lbs.



## HYDRAULIC HOSE

3/16" high pressure, 10,000 psi, Non-Conductive Hydraulic Hose with Couplers.



Cat. ID	Description
PT29900-10	10' Hydraulic Hose
PT29900-15	15' Hydraulic Hose
PT29900-25	25' Hydraulic Hose

## HYDRAULIC INTENSIFIER

### Cat. ID HB10

Intensifies existing 1,000 - 2,000 psi (70-139bar) low pressure input to 10,000 psi (700 bar) high pressure output.



## COMMON DIES FOR BURNDY 6 & 12 TON TOOLS



6 Ton "W" Style Die



12 Ton "U" Style Die

**Dies for other tools and connectors  
 available. Call for more information.**

\*The MD6-6R2 Ratchet Tool is required on these sizes.  
 Standard MD6 or MD6R ratchet tools will not work.

Die Index	6 Ton "W" Style	12 Ton "U" Style
5/8	W-BG	U-BG
C	W-C	U-C
D3		U-D3
K840	W-K840	U-K840
0	W-0	U-0
7	W5CRT	U5CRT
8	W4CRT	U4CRT
9	W3CRT	U3CRT
10	W2CRT	U2CRT
11	W1CRT	U1CRT
12	W25RT	U25RT
13	W26RT	U26RT
14	W27RT	U27RT
15	W28RT	U28RT
16	W29RT*	U29RT
17	W30RT*	U30RT
18	W31RT*	U31RT
19	W32RT*	U32RT
20	W34RT*	U34RT
49	W8CRT	U8CRT
161	W161	U161
162	W162	U161
163	W162	U162
164	W164	U164
165	W165	U165/U205
166	W166	U166/U459
167	W167	U167/U568
168		U168
169		U169
170		U170
171	W171	U171
193		U193
205		U165/U205
206	W166	U166/U459
207	W167	U167/U568
208		U168
209		U210
211	W167	U167/U568

Die Index	6 Ton "W" Style	12 Ton "U" Style
237	W237	U237
238	W238	U238
239	W239	U239
240	W240	U240
241	W241	U241
242	W242	U242
243	W243	U243
244	W242	U242
245	W245	U245
246	W248	U248
247	W247	U247
248	W248	U248
249	W249	U249
250		U250
251	W251	U251
252		U252
253		U253
256	W167	U167/U568
257		U257
259		U259
261		U261
275	W164	U164
287	W165	U165/U205
296		U25ART
297		U26ART
298		U28ART
299		U31ART
304		U304
305		U305
306		U170
313		U313
316		U316
317		U317
318		U261
321		U321
324		U29ART
327		U327
339		U165/U205

Die Index	6 Ton "W" Style	12 Ton "U" Style
341		U305
346		U6CABT
348		U2CABT
350		U350
374		U8CABT
375		U4CABT
426		U317
459		U166/U459
467		U27ART
468		U468
470		U30ART
471		U1CART
472		U32ART
473		U36ART
490		U490
505	W163	U163
547		U490
568	W167	U167/U568
608		U608
654		U654
655		U655
658		U658
659	W659	U659
660	W660	U660
676		U676
677		U677
678		U678
679		U679
687	W687	
691	W691	U691
693	W693	U693
694	W694	U694
702	W702	
705		U705
786		U786
788		U788
936		U39ART-2
997		U997

**KEARNEY  
"062" DIES**



Die Size	Cat. ID
B	30554
D	26994
J	48410
K	40495
O	26993
P	30611
T	40493
737	30084
781	30450
840	30124
3/16	36181
1/4	30154
5/16	30043
3/8	30042
1/2	30041
9/16	26958
19/32	30914
5/8-1	26992
11/6	40114

**60 TON "L"  
DIES**



Die Index	Burndy Cat. ID
27	L44RT
34	L48RT
252	L252
302	L44ART
304	L304
316	L316
608	L608
627	L627
723	L723
725	L725
726	L726
727	L727
728	L728

**15 TON "P"  
DIES**

Die Index	Burndy Cat. ID
24	P39RT
27	P44RT
29	P45RT
31	P46RT
302	P44ART
998	PU998
KR	PKR
KR	PYFR

**60 TON DIES**



Die Index	Huskie Cat. ID	Alcoa Cat. ID
10SH	HA60-01	6010SH
12SH	HA60-02	6012SH
14SH	HA60-03	6014SH
16SH	HA60-04	6016SH
18SH	HA60-05	6018SH
20SH	HA60-06	6020SH
74SH	HA60-07	6074SH
75SH	HA60-08	6075SH
76SH	HA60-09	6076SH
20AH	HA60-20	6020AH
24AH	HA60-21	6024AH
27AH	HA60-22	6027AH
30AH	HA60-23	6030AH
34AH	HA60-24	6034AH
36AH	HA60-25	6036AH
38AH	HA60-26	6038AH
40AH	HA60-27	6040AH
74AH	HA60-28	6074AH
75AH	HA60-29	6075AH
76AH	HA60-30	6076AH
7CD	HA60-40	6007CD
8CD	HA60-41	6008CD
9CD	HA60-42	6009CD
10CD	HA60-43	6010CD
11CD	HA60-44	6011CD
12CD	HA60-45	6012CD
13CD	HA60-46	6013CD
14CD	HA60-47	6014CD
15CD	HA60-48	6015CD
16CD	HA60-49	6016CD
17CD	HA60-50	6017CD

**100 TON DIES**



Die Index	Huskie Cat. ID	Alcoa Cat. ID
10SH	HA100-01	10010SH
12SH	HA100-02	10012SH
14SH	HA100-03	10014SH
17SH	HA100-04	10016SH
18SH	HA100-05	10018SH
20SH	HA100-06	10020SH
74SH	HA100-07	10074SH
75SH	HA100-08	10075SH
20AH	HA100-20	10020AH
24AH	HA100-21	10024AH
27AH	HA100-22	10027AH
30AH	HA100-23	10030AH
34AH	HA100-24	10034AH
36AH	HA100-25	10036AH
38AH	HA100-26	10038AH
40AH	HA100-27	10040AH
74AH	HA100-28	10074AH
75AH	HA100-29	10075AH
76AH	HA100-30	10076AH
42AH	HA100-34	10042AH
44AH	HA100-36	10044AH
46AH	HA100-37	10046AH
48AH	HA100-38	10048AH
7CD	HA100-40	10007CD
8CD	HA100-41	10008CD
9CD	HA100-42	10009CD
10CD	HA100-43	10010CD
11CD	HA100-44	10011CD
12CD	HA100-45	10012CD
13CD	HA100-46	10013CD
14CD	HA100-47	10014CD
15CD	HA100-48	10015CD
16CD	HA100-49	10016CD
17CD	HA100-50	10017CD
18CD	HA100-51	10018CD
19CD	HA100-52	10019CD
20CD	HA100-53	10020CD

**DIE KITS**

Cat. ID	Description
UDIEKITAL	Includes the following dies: U6CABT, U4CABT, U2CABT, U1CART, U25ART, U26ART, U27ART, U28ART, U29ART, U30ART, U31ART, U32ART, U34ART, U36ART, U39ART-2, PT29291
UDIEKITCU	Includes the following dies: U5CRT, U4CRT, U2CRT, U1CRT-1, U25RT, U26RT, U27RT, U28RT, U29RT, U30RT, U31RT, U32RT, U34RT, U36RT, U39RT, PT29291

**CUTTING DIES**

Type	6 Ton "W" Style	12 Ton "U" Style
Burndy	W28K	---
Greenlee	KD6-27	00949

## TOOL BAGS

### TOOL BAGS

**Cat. ID 2117-1LOSP**  
Heavy Vinyl Coated Nylon,  
Weather Flap, Web  
Handles Polymer Plastic  
Bottom, Leather Buckle  
Closure.

24" x 10" x 19"



### CANVAS TOOL BAG



Canvas Tool Bag, Steel  
Frame, Web Handle  
Hard Bottom, Vinyl  
Reinforced, Leather  
Strap Closure.



**Cat. ID 2175**  
Canvas Tool Bag, Steel  
Frame, Web Handle  
Hard Bottom, Vinyl  
Reinforced, Leather  
Strap Closure.

22" x 10" x 18"

Cat. ID	Size
2114-12	12" x 7.5" x 12"
2114-14	14" x 7.5" x 12"
2114-16	16" x 9" X 12"
2114-20	20" x 9" x 14"
2114-24	24" x 10" x 14"

### CANVAS TOOL BAGS

Canvas Tool Bag, Steel Frame, Web Handle Hard  
Bottom, Vinyl Reinforced, Leather Strap Closure.



2113-12

Cat. ID	Size
2113-24	24" x 10" x 14"
2113-12	12" x 7.5" x 12"
2113-14	14" x 7.5" x 12"
2113-18	18" x 9" x 12"

### TOOL BACKPACKS



**Cat. ID 55421-BP**  
39 tool pockets. Wide  
opening fits power  
drills, meters,  
flashlights, etc. Durable  
molded bottom.



**Cat. ID 55456BPL**  
25 tool pockets with  
separate laptop  
compartment.  
Durable molded  
bottom.

### TOOL BUCKET COVER



**Cat. ID 2098-1-SCE**

- For 10-inch diameter buckets
- Heavy vinyl, with a flip open top for easy access elastic cord stretch fit

## TOOL BUCKETS

These tool buckets feature either an economical leather, plastic, or rubber bottom.



**Cat. ID 2080**  
12" x 22" with  
rubber bottom

Heavy Duty Canvas, Steel Top Ring and Molded Top Ring and Bottom Leather Rope Holes, Polypropylene Handle. **Many sizes available.**



**Cat. ID 2022**  
8" x 12" with  
plastic bottom

Heavy Duty Canvas, Molded Top Ring and Bottom Leather Rope Holes, Polypropylene Handle. **Many sizes available.**



**Cat. ID 2061**  
12" x 15"  
with leather  
bottom

Heavy Duty Canvas, Molded Top Ring, Leather Bottom and Rope Holes, Polypropylene Handle. **Many sizes available.**



**Cat. ID 2066**  
12" x 15"  
Vinyl W/Plastic  
Bottom

Heavy Duty Canvas, Steel Top Ring Leather Rope Holes, Polypropylene Handle. **Many sizes available.**



**Cat. ID 2070-AMP-1**  
12" x 15"

Heavy Duty Canvas, Steel Top Ring and Molded Top Ring and Bottom Bandolere for Shells, Polypro Handle, Snap, 3 Pkt.



**Cat. ID 1830**

## OVAL AERIAL BUCKETS



**Cat. ID 1800**  
15" x 7" x 9"  
Heavy Canvas Oval Bucket  
PVC Side Supports, 6  
Inside Pockets



**Cat. ID 181514HBHQ2**  
15" x 9" x 11"  
Oversized Oval, Black Nylon  
Cordura Body, Handles Hard Body  
Liner, Inside And Outside Pockets



**Cat. ID 1810-FR-C**  
15" x 7" x 9"  
Heavy Vinyl Nylon Laminate,  
FR Hard Body Liner, Cover,  
Stabilizer Bar, 2 Hooks



**Cat. ID 1800-HB**  
15" x 7" x 9"  
Heavy Canvas Oval  
Bucket, Hard Body Plastic  
Liner 6 Inside Pockets



**Cat. ID 1820-H-HB**  
15" x 7" x 9"  
Heavy Canvas Oval Bucket,  
Hard Body Plastic Liner 15  
Inside Pockets, 2 Handles



**Cat. ID 1820-HBCS1**  
15"L X 7"W X 9"H  
Heavy Canvas Oval Bucket,  
Hard Body Plastic Liner 15  
Inside Pockets, Cover



## COMPRESSION TOOL/ BOLT CUTTER BAG

**Cat. ID 2651** Two pocket, yellow vinyl. Order aerial bucket hooks separately.



## UTILITY BAG

**Cat. ID 5110**

Canvas w/ inside pocket and strap handles 18"x 20"x 6"



## INLINE CRIMPER BAG

**Cat. ID 1861**

Yellow Vinyl Coated Nylon, 2 Grommets Tool Holder for Inline 12 ton Compression Tool. 9" x 6" x 21.5"



## CROSS ARM UTILITY BAG

**Cat. ID 5110-CA**

Same as above w/cross arm hook.



## NUT & BOLT BAGS

**Cat. ID 1061**

Real Leather Top & Bottom Reinforcement Quick Release Snaps.

8.5" x 10" x 3"



## AUGER BIT & FILE BAG

**Cat. ID 5005** Canvas



## EXTRA TALL BOLT BAG

**Cat. ID 5416TCP**

Extra tall bolt bag with 3" drawstring closing top. 9"W x 12"H



## AMPACT TOOL BAG

**Cat. ID 2658**

Canvas w/ snaps, cartridge holders & inside pocket.



## SMALL PARTS BAG

**Cat. ID 1110**

Round w/Tapered Bottom Two Inside Pockets w/Spring Snap Attachment. 6.5" x 8.75"



## LEATHER DITTY BAG

**Cat. ID 5299**

Made of heavy leather, this bag is a must for most linemen. 9" x 7" x 3-1/2"



## STORAGE BAG

**Cat. ID 2500**

Yellow vinyl w/ snaps.

## LINE HOSE CANISTERS



10" diameter molded line hose canister is designed to accommodate 6' rubber line hose; connector end or straight. Ideal for transportation to and from our test lab.

Our canvase line hose bag come with a strap handle. Two sizes are available (48" and 60")



Cat. ID	Description
HC-6	60" Line Hose Canister
HC-LS	Lift Strap with Canister
1930	48" Canvas Line Hose Bag
1932	60" Canvas Line Hose Bag

## ARMOR ROD BAG

Cat. ID 5240 4"  
Dia x 36" Long.



## LOCK OUT CARD HOLDER

Cat. ID 5505  
Card holder with two position snap loop. Transparent on one side. 10.5" x 6.5"



## BLANKET CANISTERS

Poly canisters designed to store and protect up to 36" square rubber insulation blankets. Lids are permanently attached. Large model has molded handle for easy carrying.



Cat. ID	Dia x Lgth	Capacity
16-BC-7	7" x 37"	(4) - 36" Blankets
16-BC-10H	9" x 37"	(6) - 36" Blankets

## AERIAL BUCKET LIGHT HOLDER

Cat. ID ABLH  
Convenient molded plastic holder made specifically to suspend the LiteBox from a utility basket. Also fits Collins Genesis lights.



## FIBERGLASS TOOL TRAY

Cat. ID 05-929-1  
Attaches on outside of bucket. Tray has four compartments with removable partitions and will fit buckets with or without liners.

20"L x 8"W x 6"H



**DELUXE TOOL BOARDS**

**Cat. ID 1829-DP**  
**Aerial Vinyl Tool Apron**  
10 Hand Tool Pockets & 2 Pouches Hammer Loop and 2 Drill Bit Holders.  
23.8" x 4" x 21.25"



**Cat. ID 1826-2**  
**Aerial Canvas Tool Apron**  
5 Hand Tool Pockets, 5 Socket Pockets & Hammer Loop 2 Pouches, Knife Sheath & Drill Bit Holders.  
22"W x 27"H



**HOOKS NOT INCLUDED**

*Custom Tool Aprons Also Available*

**Cat. ID 45006Q1**  
Same as 45006 but with a "nut runner" holder in place of the trouble light and trouble light holder.  
20"W x 19"H



**Cat. ID 45006**  
This deluxe tool board comes with an emergency trouble light. It also includes a detachable/movable impact socket holder.  
20"W x 19"H  
*(shown with ruler attached to large pouch)*



**TOOLS NOT INCLUDED**

**VINYL BUCKET COVER**

These covers are made of a heavy weight, industrial strength, vinyl coated nylon material and are made to eliminate "water pocketing."



Cat. ID	Description
5305	Single man bucket cover for 24"x24" to 24"x30"
5335	Two man bucket cover - 24"x48"

**FOAM BUCKET COVER**

Same as above, but features a foam black vinyl.

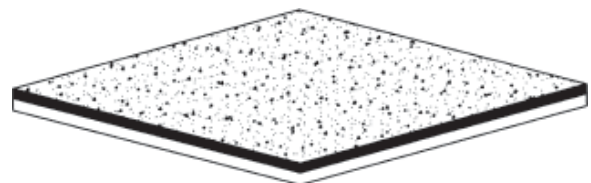
Cat. ID	Description
5340	Foam bucket cover (single man buckets)
5345	Foam bucket cover (two man buckets)

**AERIAL BASKET PADS**

**Cat. ID EP-(size)**  
Designed for ergonomic cushioning without that "lost motion" feel of too-soft pads. Durable, chemical resistant, non-slip pads are non-conductive. made to fit buckets with or without liners.



**PROVIDE THE INSIDE BOTTOM DIMENSION OF YOUR BUCKET WHEN ORDERING**







## E-SPOT LITEBOX<sup>®</sup> (LED)

An industrial-duty, rechargeable, portable lantern features LED technology for high brightness, long runtime and reliability. LEDs are impervious to shock with a 50,000 hour lifetime. Two light levels:

- High – 7 hr runtime, 55,000 candela; 540 lumens
- Low – 15 hr runtime, 32,000 candela; 330 lumens

### FEATURES:

- 6V, 12Ah battery is rechargeable up to 500 times.
- IPX4 rated for water-resistance
- High impact ABS thermoplastic housing
- Fits existing LiteBox mounting racks
- Limited lifetime warranty

Cat. ID	Description
45851	E-Spot LiteBox with 120VAC/12VDC charge cords, strap, & mounting
45855	E-Spot Litebox with DC charger and DC direct wire rack
45856	E-Spot LiteBox (without charger)
22051	DC Charge Cord
45937	Replacement Battery

## PORTABLE REMOTE CONTROL LIGHTING

Install on any vehicle for night work. These lights come in handy especially during storm and emergent work. Suction cup base allows portable, scratch-free, temporary attachment when removed from fixed base. All units feature 370° Rotation & 135° Tilt and are resistant to U.V. rays and salt water.



**Halogen Searchlights** have a peak beam distance of 3113 ft and intensity of 225,000 candelas. Runs on 5.5 amp with 12V power source. 3 year limited warranty.



**HID Searchlights** have a peak beam distance of 4865 ft and intensity of 550,000 candelas. 3.5 amps continual draw with integrated 12V DC torque motors. 5 year limited warranty (1 year on ballast)

Cat. ID	Description
7900	Wireless Remote Control Kit <i>Includes light with suction cup base, 150' range remote, fixed mounting shoe, 15' power cord</i>
7901	Wireless Remote Kit <i>with magnetic mounting shoe</i>
5149	Wired Remote Control Kit <i>with 10' wired controller</i>
16301	Magnetic Mounting Shoe for 7900 (white)
16300	Magnetic Mounting Shoe for 5149 (grey)

Cat. ID	Description
30001	Wireless Remote Control Kit <i>Includes light with stainless steel mounting plate system and remote.</i>
30003	Wireless Remote Control Kit <i>Same as above but with magnetic mount</i>

## LITEBOX<sup>®</sup> (HALOGEN)

Halogen model of the LiteBox with an 8W bulb. Beam provides up to 80,000 candelas or 150 lumens and a 9 hour run time.



Cat. ID	Description
4016	LiteBox, 120V AC/12V DC Plug Charge Rack (wall mount or portable)
4007-U	Utility Kit includes LiteBox, bucket holder, direct wire 12V truck mount charger, strap
4007	LiteBox, Direct Wire, 12V, Locking Truck Mount Charger, Strap
45503	LiteBox only (no charger)
Accessories	
45845	Upgrade kit (Litebox to E-Spot Litebox LED)
40163	Lock device for charge rack
40164	Same as above but keyed alike
45911	Replacement Bulb, 8w spot assembly
45913	Replacement Bulb, 20w spot assembly
400137	Replacement Battery
45918	Lamp housing ring

## KNUCKLEHEAD<sup>®</sup> WORKLIGHT



**Cat. ID 90627**

Designed to put light where you need it. LED technology delivers up to 200 lumens. Features a 210° articulating head with 360° rotation. Removable magnet. Accepts rechargeable NiCd battery pack or 4 "AA" alkaline batteries. Includes charger and AC/DC cords. Four Light Modes:

- High – 3.5 hr runtime (1150 candela, 200 Lumens)
- Low – 16 hr runtime (350 candela, 63 lumens)
- Moonlight – 20 day runtime
- Flash – 8 hr runtime



## KNUCKLEHEAD<sup>®</sup> SPOTLIGHT



**Cat. ID 90757**

Same as the Knucklehead Worklight, but this model features deep dish parabolic reflectors that produce a focused beam for long distances – 210 meters on high beam. Includes charger and 120V AC & DC cords



## E-SPOT LITEBOX<sup>®</sup> (LED)



An industrial-duty, rechargeable, portable lantern features LED technology for high brightness, long runtime and reliability. LEDs are impervious to shock with a 50,000 hour lifetime. Two light levels:

- High – 7 hr runtime, 55,000 candela; 540 lumens
- Low – 15 hr runtime, 32,000 candela; 330 lumens

### FEATURES:

- 6V, 12Ah battery is rechargeable up to 500 times.
- IPX4 rated for water-resistance
- High impact ABS thermoplastic housing
- Fits existing LiteBox mounting racks
- Limited lifetime warranty

Cat. ID	Description
45851	E-Spot LiteBox with 120VAC/12VDC charge cords, strap, & mounting
45855	E-Spot Litebox with DC charger and DC direct wire rack
45856	E-Spot LiteBox (without charger)
22051	DC Charge Cord
45937	Replacement Battery

## HID LITEBOX<sup>®</sup>



This HID Litebox can light an entire scene. Ideal for field maintenance. Heavy-duty, rechargeable, and portable.

Cat. ID	Description	
45601	HID Litebox	Fully articulating head. 1,000,000 Candelas / 3350 Lumens. 1.75 hrs/ charge
22056	DC Charge Cord	
45630	Replacement Battery	

## AERIAL BUCKET LIGHT HOLDER



**Cat. ID ABLH**

Molded plastic holder made specifically to suspend a LiteBox from a utility basket. Also fits Collins Genesis lights.

## BUCKET TRUCK RESCUE



Rescue system for lifting a harness wearing person wedged in the bottom of the basket. Incorporates a set of stainless steel pulleys that offer a 5-to-1 lifting advantage. Rope dia. 7/16" x 95'; 1700 lb. capacity.

Cat. ID	Description
3813	Rescue System

## UNI-LITE FALL ARREST TOWER



Provides an elevated fall arrest anchorage for up to three persons. Composed of a composite tube and cast aluminum base. The upper insert features a 360° swivel tie off.

The composite tower is inserted into a cast aluminum base that can be pinned in place to any one of the various base plates. It may be used with a number of different mounting bases or adjustable anchor clamp. Meets OSHA Section 1910.66 & ANSI Section A10.14.

Cat. ID	Description
FT-C70	Uni-Lite Fall Arrest Tower
FB-SW1	Weld on Base Plate
FB-SB1	Bolt on Base Plate
FB-BT1	Bolt on Base Plate Adapter
FB-VA1	Round Base Plate
FB-RB1	Round Base Plate for stud weld
BC-14S	Anchor Clamp Base
122870-001	Carry Case for Tower & Base

## BOOM STRAPS



This device provides a lanyard attachment point on the boom. The nylon strap passes through a circle "D" that is padded to protect the boom.

Cat. ID	Description
3809	Boom Strap with Friction Buckle
3809R	Boom Strap with Ratchet Take-up

## STAPLE STICK



The Staple Stick acts as a staple holder and allows for proper alignment over ground wire and prevents staples from flying if not hit square with first hammer blow.

Cat. ID	Description
574	Staple Stick (holds twelve std staples) slot dimensions 1/8" x 7/8"
574L	Lg Staple Stick (holds ten 1" staples)

## STAPLE PULLER

**Cat. ID 6400**  
Permits easy removal of staples installed over round wire moulding without damage.



## SELF RESCUE

**Cat. ID 101SR-**  
**(50', 75', 100')**

For self-rescue or rescuing someone else from an elevated height such as an inoperable bucket truck, this descender will automatically stop the user until the handle is depressed allowing a smooth, controlled descent. *Specify length of 1/2"-16 strand braided rope when ordering.*



## ORDER LINEMAN'S BELTS BY "D" SIZE

1. From approx. 4" below trouser belt, locate the front, top point of your hip bone.
2. Measure from this point around your buttocks to the same point on the other side.
3. Add 1" for a non-padded belt. Add 2" for a padded belt. This measurement is your "D" ring size.

When worn, the "D" rings should point straight ahead with the buckle in the center holes.

### 4 "D" BODY BELTS

Use with fall protection devices

4 "D" belts feature stacked "D" rings which are ideal for use when a secondary lanyard is used to climb over obstructions



**Cat. ID 2100MBL**  
This BUCKINGHAM belt features full floating primary "D" rings with 4" lateral movement. Made of high quality leather with a 5.5" foam cushioned pad, bridge pieces and belt straps crafted of leather with a nylon center.



**Cat. ID 2019M**  
This BUCKINGHAM lightweight body belt features full floating primary "D" rings. Belt is lightweight and features dri-lex lining and back support (no gut strap).



**Cat. ID 20182M - Leather**  
**Cat. ID 20181M - Dri-Lex**  
This BUCKINGHAM belt offers a man rated upper belt strap that is bound to the lower work positions strap by 1-3/4" web. Fully padded 9" back gives an instant "broke in" feel. No bottom belt strap.

Designed for use with SuperSqueeze



**Cat. ID 5278N**  
Deluxe full-floating KLEIN TOOLS body

belt is padded for maximum comfort. It incorporates a latigo leather pad with two pocket tabs.

### 2 "D" BODY BELTS



**Cat. ID 2000MBL - Black**  
**Cat. ID 2000MBR - Brown**  
This BUCKINGHAM belt is hand crafted of the most pliable and highest quality leather to create that broken-in feeling from

the first day worn. It features a full float body belt with a 5-1/2" foam cushioned pad reinforced with rawhide lace.



**Cat. ID 1994FR**  
Economical, lightweight, full float BUCKINGHAM body belt weighs only 6 lbs. Waist strap is constructed of 1 3/4" 6-ply neoprene nylon with 9 adjustment holes. The 5" wide pad has rounded edges for added comfort and

is covered with tuff duck nylon on the outside and brush leather against the user's back.

### POLE STRAPS

These 1-3/4" straps are made of a flexible, light weight, six ply, neoprene coated nylon.




Cat. ID	Description
483D	Distribution Model (fits poles up to 50" circumference)
484T	Transmission Model (fits poles up to 90" circumference)

## SUPERSQUEEZE FALL PROTECTION SYSTEM



The adjustable SuperSqueeze is a wood pole fall protection system that protects line personnel from the ground to the elevated work position and back to the ground. User "hitchhikes" up and down the pole. If the user starts to fall, the strap grips the pole, securing the user and preventing a fall. 3600 lb gate rated hardware. Meets ASTM F887-11.



Cat. ID	Description
488W2	Distribution Model with Web Inner Strap
488TW2	Transmission Model with Web Inner Strap
488R	Distribution Model with Rope Inner Strap
488RT	Transmission Model with Rope Inner Strap

## BUCKSQUEEZE FALL PROTECTION SYSTEM



Bucksqueeze is the original fall protection system.

Cat. ID	Description
483D	Distribution Model (fits poles up to 50" circumference)
484T	Transmission Model (fits poles up to 90" circumference)

## SUPERSQUEEZE & BUCKSQUEEZE ACCESSORIES



### Rope Lanyard

Cat. ID 9-8

### BREAKAWAY HOOK

Cat. ID H-7



### Retractable Lanyard

Cat. ID 5008-80F+N With 1-3/4" swivel plate.

Cat. ID 5008-80+D+N With 2" swivel plate.



### Body Belt

Cat. ID 20182M - Leather  
Cat. ID 20181M - Dri-Lex  
Designed for use with the SuperSqueeze, this belt offers a man rated upper belt strap that is bound to the lower work positions strap by 1-3/4" web. Fully padded 9" back. No bottom belt strap.



### Buck Tooth

Cat. ID 485  
Use the Buck Tooth when climbing iced poles for added security.

## ESTEX HOLSTERS

Premium Leather Holsters for Tool Belts



1139



1159



1093



1173-S



1091



1192



1193



1183



1171



1172-S

Cat. ID	Description
1139	Large Gusseted Pocket, Front Part Pocket Foam Padded, Many Other Pockets
1159	Leather Tool Pouch, Belt Loop, 5-Pocket
1093	Foam Padded, Snap/D-Ring Belt Loop Black Woven Nylon 1000d
1173-S	Lineman's Leather Tool Pouch, 5-Pocket
1091	Drill Gun Holster, Pistol Grip Style
1192	Tape Measure Holster, Belt Loop
1193	Hammer Holster, Belt Loop, Woven Nylon
1183	Adjustable cinch w/ Nylon Buckle 2-inch Seat Belt Webbing Support
1171	Lineman's Leather Tool Pouch, 3-Pocket
1172-S	Lineman's Leather Tool Pouch, 4-Pocket

## TAPE THONG

Cat. ID 6107

A tape thong that connects to belt of holster by a rivet or barrel fastener.



## WRENCH HOLDER

Cat. ID 6104

Secure the Lowell wrench holder to your body belt pouch tab easily and quickly with the barrel fasteners provided.



## GUT STRAPS

Order gut straps by waist size:

Belt Size	28-32	32-36	36-40	40-44
Waist Size	Small	Medium	Large	X-Large



Cat. ID 6257

Cat. ID 341

Replacement loop and snap (sold individually)



Cat. ID 6263

Use with 2 "D" belts. 5,000 lb man rated connections.

## BUCKINGHAM CLIMBERS

### TITANIUM CLIMBERS

Cat. ID TB94089A

This Titanium offset, contour shank climber is as strong as steel yet lighter weight than aluminum.

The addition of 16°, replaceable gaffs and adjustable sleeves further reduces fatigue and adds climbing comfort.


*Includes bottom straps*

Cat. ID TB92089A

Straight, contour shank climber with same features as above.

*Includes bottom straps*

Cat. ID TB98479



CONTOUR,  
OFFSET  
SHANK  
SHOWN

Titanium offset, contoured shank with permanent 12° gaffs.  
*Includes bottom straps*

### STEEL CLIMBERS (REPLACEABLE GAFFS)

Cat. ID SB94089A

The offset shank leg irons of this adjustable length BUCKINGHAM steel climber are drop-forged from selected high strength grades of steel. Gaffs are forged from alloy steel. Includes a pair of nylon bottom straps.

**ORDER PADS AND TOP STRAPS SEPARATELY**



### BUCKINGHAM REPLACEMENT GAFFS



Cat. ID Fits 2011 & Newer	Cat. ID Fits up to 2010	Description
NB9206A	T9206A	Repl. Pole Gaffs
NB9106A	T9106A	Repl. CCA Pole Gaff
NB9306	TB9306	Repl. Tree Gaff

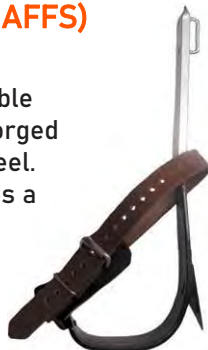
*Fits Buckingham Steel and Titanium Climbers*

### STEEL CLIMBERS (PERMANENT GAFFS)

Cat. ID 98479

The offset shank leg irons of this adjustable length BUCKINGHAM climber are drop-forged from selected high strength grades of steel. Gaffs are forged from alloy steel. Includes a pair of nylon bottom straps.

**ORDER PADS AND TOP STRAPS SEPARATELY**



## BASHLIN CLIMBERS

### STEEL CLIMBERS

Cat. ID BD16B-2N

This rugged, steel alloy, adjustable climber features a replaceable gaff and roomy ankle area. Includes attached top and bottom straps. **Order pads separately.**

Cat. ID BD16BC-2N

Our steel climber has replaceable gaffs and twisted shank which lies flatter on leg for more comfort. Includes attached top & bottom straps.

*Order pads separately.*



### ALUMINUM ALLOY CLIMBERS

Cat. ID BD14-2N

This lightweight aluminum alloy offset climber with replaceable forged steel gaffs, reduces fatigue and adds climbing comfort. Includes attached top and bottom straps.

*Order pads separately.*

Cat. ID BD14T-2N

Alum. Tree Climbers



### BASHLIN REPLACEMENT GAFFS

Cat. ID 14 Replacement Pole Gaff

Cat. ID 14T Replacement Tree Gaff



### KLEIN CLIMBERS

Cat. ID CN1972AR

This complete climber set are suitable in CCA poles and includes 8210 cushioned leather pads and nylon calf and ankle straps. Adjusts from 15" - 19"

Cat. ID CN1972ARL

Same as above but adjusts from 17" - 21"



### KLEIN REPLACEMENT GAFFS

Cat. ID 72 Replacement Pole Gaff

Cat. ID 07 Replacement Tree Gaff



## CLIMBER ACCESSORIES

All Climber Pads, Straps, & Guards come in Pairs

### CLIMBER PADS



**Cat. ID 3500**  
Buckingham  
Cushion wrap  
pads with  
velcro



**Cat. ID 3500C**  
Buckingham  
Cushion wrap  
cinch pads



**Cat. ID 3202C**  
Buckingham  
Hook & Loop  
wrap pads with  
increased  
surface area  
and Dri-Lex  
lining.



**Cat. ID 145BCVW**  
Thick pad with hook  
& loop. For Bashlin  
alum. climbers

**Cat. ID 145ACVW**  
Same as above  
for Bashlin steel  
climbers



**Cat. ID 3502C**  
Buckingham cinch  
pad w/ metal  
insert (add "-KL" if  
using Klein  
climbers)

**Cat. ID 3502**  
Cushion wrap pads  
w/metal insert  
(add "-KL" if using  
Klein climbers)

### CLIMBER PADS



**Cat. ID 3118**  
Big Buck  
Climber Pad  
(comes with 2  
pairs of 2639  
nylon straps)



**Cat. ID 105BC**  
Bashlin curved,  
angle pads  
(pair)



**Cat. ID 3126**  
Buckingham  
"L" Shank  
Thru, Thick  
Pads



**Cat. ID 140DS**  
Bashlin "L"  
Shank Thru  
Leather  
Pad

### CLIMBER STRAPS



**Cat. ID 85N**  
Bashlin 24" Nylon  
Top Straps

**Cat. ID 2649**  
Buckingham 26"  
Nylon Top Straps



**Cat. ID 21391**  
Buckingham Repl.  
Bottom Straps with  
Ring



**Cat. ID 89N**  
Replacement  
Bashlin Bottom  
Straps with ring,  
28"

89N

**Cat. ID 87N**  
Replacement  
Bashlin Bottom  
Straps, no ring

### GAFF GUARDS & ACCESSORIES



**Cat. ID 2**  
Bashlin Leather  
Gaff Guards



**Cat. ID 6909U**  
Universal  
coated  
Gaff Guard



**Cat. ID 6025**  
Buckingham  
Gaff  
Maintenance Kit  
(for standard &  
CCA gaffs)



**Cat. ID 6303** Gaff  
Gauge (for  
standard & CCA  
gaffs)



**Cat. ID 21187** PVC  
Climber Guards. Can  
be used on regular or  
adjustable climber  
irons.



**Cat. ID 35033**  
Climber Foot  
Plates  
(not for use  
with Aluminum  
climbers)



## TOWER FALL PROTECTION

### DUAL TIEBACK LANYARD

Cat. ID 5V67AQ1

Features a 5' dual tie-back with wear guard and rescue loops and 12 foot fall ANSI rated shock absorber. Tie Back Snaps have a 5000 lb. rated gat. Two ANSI rated Big BuckSnaps are also included.



### RETRACTABLE LANYARD

Cat. ID 6007-164DV+Z

16' retractable lanyard features a light yet rugged composite housing. Housing swivels to minimizing twisting during use. Meets ANSI Z359.14.



### ROPE GRAB

Cat. ID 5004K

Rope Grab fits 1/2" kernmantle rope. The grab is made of high quality aluminum alloy with dual cams for better braking. This grab will move freely up and down until a fall occurs.



### 30' LIFELINE

Cat. ID 39SQ1-30

1/2" Kernmantle lifeline features a stitched end with steel thimble. Other lengths available.



### ROPE BAG

Cat. ID 4569B1P3S7-300

Carry bag for 300 feet of rope.



### WEB ANCHOR SLING

Cat. ID 3902-3

Creates a temporary anchor point by half-hitching around a suitable structure. 3' long.



### CARABINERS

Cat. ID 5005 - Triple action anchor carabiner.

Cat. ID 223661 - Double personal climbing carabiner



### TOWER HARNESS



Cat. ID 61995- (size)

This tower harness has a built-in body belt featuring a Dri-Lex shell that wicks moisture away. Shoulder and leg pads add comfort. Split tongue quick connect buckles on the chest and leg straps. PVC shoulder loops for stowing lanyard hardware.



Cat. ID 10HB  
Aerial Harness  
Bag

### ERGO TOWER HARNESS (4 "D")



Cat. ID 17908-size

This Ergonomic, lightweight "Y" style harness features a web bridge that allows the user to comfortably sit for suspension work. Includes lumbar pad for back support, deer ring distributing pads & tool loops.

### TOWER RESCUE KIT



Cat. ID 108-500

Contains components necessary to safely perform ground and structure-based rescues & self-rescue.

- 500 feet of 7/16" abrasion resistant static rope (eyes & metal thimbles on each end)
- Tie Back Anchor Sling
- Man rated Pulleys
- 4 ANSI rated steel carabiners
- 2 Endless Loop Slings
- Prusik loop with an aluminum ring
- Versatile rope Descender
- Storage Bag

## "X" STYLE HARNESSSES

**Cat. ID 603F3Q2-** (size)

This harness was designed specifically for electric utility bucket use. Features include:

- QUICK CONNECT LEG STRAP BUCKLES
- VELCRO CHEST STRAP
- NYLON DORSAL ATTACHMENT LOOP
- HEIGHT ADJUSTMENT BUCKLES
- MEETS/EXCEEDS ASTM F887-05 FLASH TEST REQMNTS



**Cat. ID 603E3700R3-** (size)

This harness was designed specifically for electric utility bucket use. Features include:

- NYLON DORSAL LOOP IN BACK
- NYLON FRONT LOOP
- INTERLOCKING BUCKLES
- MEETS/EXCEEDS ASTM F887-05 FLASH TEST REQMNTS



## HARNESS SIZING CHART

Chest Size						
Height	34-36	38-40	42-44	46-48	50-54	56-60
5'4"-5'-7"	S	S	M	L	X	XX
5'8"-5'11"	S	M	L	X	XX	XXX
6'0"-6'3"	M	M	L	X	XX	XXX
6'3" +	L	L	X	X	XX	XXX

## "H" STYLE HARNESSSES

**Cat. ID 64B9AQ1-** (size)

This harness was designed specifically for electric utility bucket use. Features include:

- REPELLING LOOPS
- GROMMET TYPE LEG BUCKLES
- STATIC RESISTANT, POWDER COATED HARDWARE
- BUCKLE CHEST STRAP
- MEETS/EXCEEDS ASTM F887-05 FLASH TEST REQMNTS



**Cat. ID 637G8C500CK1 -** (size)

This FR-Rated "H" style, full body harness incorporates a Kevlar mesh shell that breathes and an 18" dorsal pigtail with small dee ring to attach a 4.5' shock absorbing lanyard.

- FR FOAM PADDED SHOULDER AND LEG PADS
- VELCRO CHEST STRAP MEETS ANSI Z359.1
- SPLIT TONGUE QUICK CONNECT BUCKLES SPRING LOADED, FRICTION HEIGHT ADJ. BUCKLES MEETS ASTM F887 ELECTRIC ARC REQUIREMENTS



**Cat. ID 6398C700-**(size)

This harness minimizes any metal above the waist.

Features hook & loop chest strap, leg straps with quick connect buckles and leather chafes. Web dorsal loop attachment.



MEETS ASTM F887 ELECTRIC ARC REQUIREMENTS

## LANYARDS (SNAP HOOK & SNAP HOOK)



Slender decelerating lanyards feature forged double action locking snaps on both ends, shock absorbers, and rope or web construction. Hardware meets Z359.12-09 (3600 lbs gate).

Cat. ID	Use	Length	FR Rated
8VV116+Z	For harnesses with steel "D" ring dorsal attachment	6'	No
8VV116S1+Z	For harnesses with steel "D" ring dorsal attachment	6'	Yes*
8VV114+Z	For harnesses with an 18" pigtail terminating with a steel "D" ring	4'	No
8VV114S1+Z	For harnesses with an 18" pigtail terminating with a steel "D" ring	4'	Yes*

\*Meets ASTM F887-05 Electric Arc Perf. requirements

## LANYARDS (SNAP HOOK & LOOP)



Cat. ID	FR Rated
84V716+Z	No
84V716S1+Z	Yes*

\*Meets ASTM F887-05 Electric Arc Perf. requirements

6' stretch lanyard contracts to approximately 4.5'. Web loop on one end w/ locking snap on the other. Hardware meets Z359.12-09 (3600 lbs gate).  
*For harnesses with a nylon loop dorsal attachment.*

## BUCK ARREST (SNAP HOOK & SNAP HOOK)



Cat. ID	FR Rated	Adjustable Web Lanyard
6VV116+Z	No	No
6VV116S2+Z	Yes*	No
6VV126+Z	No	Yes
6VV126S2+Z	Yes*	Yes

6' Web lanyard with shock absorber and hook each end. Hardware meets Z359.12-09 (3600 lbs gate).

\*Meets ASTM F887-05 Electric Arc Perf. requirements

## BUCK ARREST (SNAP HOOK & LOOP)



Cat. ID	FR Rated
64L716+Z	No
64L716S2+Z	Yes*

6' Adjustable Web Lanyard w/ Shock Absorber and Hook One End & Loop One End. Hardware meets Z359.12-09 (3600 lbs gate).

\*Meets ASTM F887-05 Electric Arc Perf. requirements

## DUAL LANYARD

Cat. ID 5V6716RD+4+Z



## WORK GLOVES & LINERS

Heavy duty, buckskin leather work gloves are warm, comfortable, durable, and respond well after being wet. Order by hand size (7-12). Use our cotton glove liners for added warmth and comfort (one size fits all).



**Cat. ID WG4-size**  
*GAUNTLET STYLE*  
comes with a 4-1/2" gauntlet cuff and an elastic back strap.



**Cat. ID WM4-size**  
*ONE FINGERED MITTEN*  
style provides extra warmth. Comes with a 4.5" gauntlet cuff.



**Cat. ID GL** Cotton  
Glove Liner  
**Cat. ID EGL**  
Summer Liner



**Cat. ID ML**  
One Finger  
Mitten Liner



### KEVLAR GLOVE

**Cat. ID 05-3080-70-(size)**  
Highly cut resistant gloves featuring Kevlar lining. Great dexterity and durability. S-2XL.



### KEVLAR GLOVE IN LIME

**Cat. ID 08-3083-10-(size)**  
Highly cut resistant gloves featuring Kevlar lining. High visibility lime coloring. S-2XL.



### WATERPROOF GLOVE

**Cat. ID 03-3450-80-(size)**  
Ultimate winter work glove. 100% waterproof and wind-proof. S-3XL.



### FR MECHANICS GLOVE

**Cat. ID 12-3270-80-(size)**  
Goatskin palm lined with Kevlar and Nomex top. Meets NFPA 70e-2012. S-2XL.



### HEAVY UTILITY XT

**Cat. ID 04-3500-70-(size)**  
Heavy duty work glove with 4" safety cuff. Non-slip reinforcement. S-2XL.



### UTILITY GLOVE

**Cat. ID 03-3060-80-(size)**  
All purpose and abrasion resistant. Heavy duty non-slip reinforcement. S-3XL.

## MOSQUITO REPELLENT FOR FR CLOTHING

Cat. ID 4507

Provides up to 6 months of protection against biting insects such as ticks & mosquitoes without reducing the safety of FR Clothing. 6 oz bottle.



## INSECT REPELLENT

Cat. ID 4501

Provides protection against gnats, mosquitoes, biting flies, chiggers, ticks, flying insects, and fleas. Apply to exposed skin and non-FR clothing. 6 oz aerosol can.



## SUNSCREEN

Cat. ID 40225

Waterproof sunscreen towelettes with SPF 30 resists both sweating and moisture. Greaseless, it dries rapidly and will not affect one's hand grip or come off on tools and equipment. Tested safe on rubber gloves.



## WASP & ANT SPRAY

Cat. ID 4335

With a dielectric strength of 47,300 volts, it is safe to use around high voltage equipment. Three powerful ingredients provide quick knockdown. Can be used from a safe distance of 15 feet.



## HAND CLEANER

Cat. ID 63-DGPCL80US

Tub includes 80 pre-moistened wipes, so no need for water when cleaning on the go. Unique double sided wipes feature a micro-beaded side for agitating grime and a smooth on the other side for wiping surfaces clean. High strength for use on rougher surfaces



## SALCO CLEANER

Concentrated detergent with a special grease release formula that removes oils, grease and dirt from natural rubber and SALCOR rubber equipment.



Cat. ID	Description
S4	1 Gallon Jug (4 pack)
S-5	5 Gallon Pail

## RUBBER GOODS CLEANER



Cat. ID RBG-D72  
72 Ct Wipe Canister



Cat. ID RBG-35LR  
Qt Spray Bottle

Specially formulated water-based cleaner for removing grease, dirt, carbon, creosote, and other grimes from rubber goods. Safe for use on all natural and synthetic rubber.

## SILICONE SPRAY

Cat. ID S99

Specially formulated to reduce friction on SALCOR or natural rubber products. Reduces surface creepage on rubber gloves and sleeves. Forms an oxygen barrier which helps reduce corona cutting. May also be used to spray spark plugs and battery terminals in damp weather to assist in starting.



### SAFETY GLASSES



SS52

Modern ergonomic design for comfort and fit. Protected with a 4A coating for anti-fog, anti-scratch, anti-UV, and anti-static. Meets ANSI Z87.1.

Cat. ID	Description
T56505B	Safety Glasses - Clear Lens
T56505BS	Safety Glasses - Smoke Lens
SS52	Neoprene Cord Holder
SS55B	Long Cord Holder

### EAR PLUGS



280005



280006

Foam construction expands to fit ear canal. One size fits most. Non-toxic and non-irritating, disposable.

Cat. ID	Description
280005	Ear Plugs - Uncorded
280006	Ear Plugs - With Cord

### POISON IVY CLEANSER

Cat. ID POIC50BX Dispenser box of 50 packets of poison ivy cleanser. Removes the irritant poison oak, ivy and sumac before and after rash has started.



### POISON IVY PRE-CONTACT

Cat. ID 18-050 IvyX Pre-Contact creates an invisible barrier when applied to help protect skin from poisonous plant oil. Water and sweat resistant and is not greasy or sticky.



### FIRST AID SUPPLIES

#### 10 MAN & 25 MAN FIRST AID KIT



Kits contain economic bulk supplies that can be readily accessed when needed.

Cat. ID	Description
579-6060	10 Man First Aid Kit
579-6084	25 Man First Aid Kit

#### BURN TREATMENT KIT



Kit includes Water-Jel® Burn Dressing, Face Mask, gauze bandage, sterile, & scissors

Cat. ID	Description
049055	Small Burn Kit
049056	Large Burn Kit

#### BLOOD BORNE PATHOGENS KIT



Cat. ID 019740-0027L This kit contains the necessary supplies to clean a spill containing bloodborne pathogens as well as PPE necessary to protect employees in accordance with OSHA 1910.130.

#### EYE WASH



Successful treatment of acid and alkaline burns is contingent upon the quickest possible response.

Cat. ID	Description
126034C	16 oz Eye Wash Bottle
126037C	32 oz Eye Wash Bottle

#### GENERAL PURPOSE SPILL KIT



Cat. ID SKA-PP (10) Pads, 15 x 19 in, (2) SOC's, 3 in x 4 ft, Nitrile Gloves, (1) Disposal Bag, Instruction Sheet

## FULL BRIM HARD HAT

ANSI Type I Class E compliant hard hat with accessory slots. Features 6 point nylon suspension, ratchet adjustment, and four anchor points for chin strap.



Cat. ID	Description	Color
A49R-01	Full Brim Hard Hat	White
A49R-02	Full Brim Hard Hat	Yellow

## FRONT BRIM HARD HAT

ANSI Type I Class E compliant hard hat without rain trough. Features 4 point nylon suspension, ratchet adjustment and four anchor points for chin strap.



Cat. ID	Description	Color
A29R-01	Front Brim Hard Hat	White
A29R-02	Front Brim Hard Hat	Yellow

## PATRIOTIC HARD HAT

Striking full graphic design will not peel, chip or fade. Features low center of gravity with a ratchet adjustment. Available in full brim or front brim.



Cat. ID	Description
E2RW00A006	Patriotic Front Brim Hard Hat
E1RW00A006	Patriotic Full Brim Hard Hat

## HARD HAT LINERS



PL91



PL95

These dielectric, cotton twill liners are made with Durable Flame Retardant fabrics that have been chemically altered so washing or laundering will not remove the flame retardant qualities. One size fits all.

Cat. ID	Description
PL91	Cape style liner with FR fleece lining
PL95	Liner with neck protection & FR fleece lining

## HARD HAT SUN SHIELDS



One piece, gray tint sun shield blocks 99.9% of UV rays without blocking vision.

Cat. ID	Description
FMP SB2	Sun Shield for Front Brim Cap Style
FMP SB1	Sun Shield for Full Brim Cap Style
FMS BMSA	Sun Shield for MSA Brand Hardhats

## SUNGUARD



FMSS20E

Flame resistant cotton sunguard shields neck, face and ears from the sun. Blocks up to 99% of UVA and UVB rays. Attaches with velcro tabs.

Cat. ID	Description
FMSS20E	Orange Sunguard (17" x 12")
FMSS2WE	White Sunguard (12" x 14")

### HOT HANDS

These heatpacks use air activated natural ingredients to heat by oxidation. Place in shirt, coat, pants pockets, gloves, and shoes.



Cat. ID	Description
SWHH1	Large Heatpacks (for vests)
SWHH2	Small Heatpacks (for liners, warmers)
SWTT1	Toastie Toes Heatpacks (for shoes)

### YAKTRAX

Provides traction on packed snow or ice. Move about naturally with the same solid grip that you are accustomed to on dry surfaces.



Cat. ID	Fits Shoe Size
08009	W5-8.5/M6.5-10
08011	W9-11/M10.5-12.5
08013	W11.5-13.5/M13-15
08015	W14+/M15.5+

### WATER COOLER

Insulated to keep water or beverage cold. Drip-resistant spigots and leak-resistant screw on lids.



Cat. ID	Size
325-1683-01-11	3 Gallon Cooler
325-1685-01-11	5 Gallon Cooler
325-1640-02-331	Truck Mounting Bracket

### SUPERCOOL SUN PRODUCTS



FMSSS1



FMSSH1



FMSSN1

Cat. ID	Description
FMSSS1	Sunshield - blocks UV and fits under hardhat
FMSSH1	3-in-1 Headband - add water for extra cooling
FMSSN1	Neckwrap - add water for extra cooling

### SQWINCHER HYDRATION PRODUCTS

Flavor	2.5 Gallon	5 Gallon	Qwik Stik	Fast Pack
Orange	016041-OR	016404-OR	060100-OR	---
Fruit Punch	016042-FR	016405-FP	060102-FP	---
Grape	016046-GR	016406-GR	060107-GR	015301-CH
Cherry	016047-CH	016401-CH	---	015301-CH
Mix Berry	016048-MB	016400-MB	060101-MB	---

Replenish electrolytes and rehydrate your entire crew during their workday. Low Sodium. More Potassium. No Bloating Feeling with a Preferred Taste. Additional flavors available.



**Powder Concentrate**  
Available in 2.5 or 5 gallons



**Qwik Stik ZERO** Add to a 20 oz bottled water. Zero sugar. Zero calories. Box of 500.



**Fast Pack**  
Add water and use the package as a cup. 6 oz packets (box of 200).



**Freezer Pops** Cat. ID 159200201  
Assorted flavors. Box of 150.





## ARC & FLAME RESISTANT RAINWEAR

This high visibility nomex rainwear offers protection from the elements, potential arc hazards and open flames. Waterproof, lightweight and flexible. Long & Tall sizes available. Meets ASTM F1891, NFPA 70E, and ANSI 107. Available in yellow and orange.

### JACKET



Waist length jacket has a 3 piece hood-in-collar and a non-conductive zipper front w/ dual over fly front closure. Nomex mesh ventilation system with fall protection access. ANSI 107 Class 3, Level 2.

Cat. ID	Description
1503JFY-(size)	Yellow Jacket
1503JFO-(size)	Orange Jacket



### BIB PANTS

Bib style trouser with quick release suspender system and fly front with snap. Velcro tab type leg cuff adjusters. ANSI 107 Class E, Level 2.

### WAIST PANTS

Same as above, but features an elastic waist with no bib.

Cat. ID	Description
1501TFY-(size)	Yellow Bib Pants
1501TFO-(size)	Orange Bib Pants
1501PFY-(size)	Yellow Waist Pants
1501PFO-(size)	Orange Waist Pants

**Fluorescent Yellow ATPV:**  
7.2 cal/cm<sup>2</sup>  
HAF: 76.3%  
Breakopen > 30.6 cal/cm<sup>2</sup>

**Fluorescent Orange**  
ATPV: 7.9 cal/cm<sup>2</sup>  
HAF: 78.6%  
Breakopen > 30.6 cal/cm<sup>2</sup>

Jacket Sizing		Pants Sizing	
Size	Chest Size	Size	Waist Size
S	36-38"	S	32-34"
M	40-42"	M	36-38"
L	44-46"	L	40-42"
XL	48-50"	XL	44-46"
2XL	52-54"	2XL	48-50"
3XL	56-58"	3XL	52-54"

## RUBBER BOOTS

These rubber boots are made specifically to easily fit over leather lineman work boots. They are waterproof and made from ozone resistant rubber. Available in YELLOW (only the sole of the boot is factory tested) and in RED (entire boot is tested).

### Sizing

Order rubber boots one size larger than your regular work boot size or two sizes larger than your steel toe work boots.

### RUBBER BOOTS (SOLES TESTED)



The outsole of these YELLOW boots are factory tested to 20,000 volts to meet the electrical hazard requirements of ASTM F2413-05.

Cat. ID	Description	Sizes
1014-size	Dry Weather Low Boot (yellow)	6-17
51530-size	Low Boot with Buckles (yellow)	6-17
1059-size	17" Slicker Boot (yellow)	7-17

### DIELECTRIC RUBBER BOOTS (WHOLE BOOT TESTED)



These RED dielectric boots conform with ASTM F1117 and are 100% tested to the electrical hazard requirements of F1116 at 20,000 volts.

Cat. ID	Description	Sizes
51508-size	Dry Weather Low Boot (red)	7-17
51509-size	Low Boot with Buckles (red)	7-17
21406-size	12" High Slicker Boot (red)	7-17
21405-size	17" High Slicker Boot (red)	7-16

## ARC FLASH & FLAME RESISTANT CLOTHING

### WORK SHIRT

Features a button front closure, two button cuff and left chest pocket. Made of 7 oz UltraSoft Twill High Tenacity Nylon. Sewn with Nomex Thread. 8 cal/cm<sup>2</sup> Arc rating. NFPA 70E HRC 2.



Cat. ID	Description
SHRUJ-(size)-RG	Navy Work Shirt
SHRUS-(size)-RG	Blue Work Shirt
SHRUK-(size)-RG	Tan Work Shirt
Available in SM, MD, LG, XL, 2X & 3X	

### HENLEY KNIT SHIRT

Long sleeve knit shirt features a rib knit cuff and collar, left chest pocket and 3 buttons. Made of 6.25 oz UltraSoft Interlock High Tenacity Nylon Knit. Sewn with Nomex Thread. 10.9 cal/cm<sup>2</sup> Arc rating. NFPA 70E HRC 2.



Cat. ID	Description
C54UY-(size)-BSLS	Navy Henley
C54VA-(size)-BSLS	Blue Henley
C54UE-(size)-BSLS	Orange Henley
C54UX-(size)-BSLS	Tan Henley
C54UG-(size)-BSLS	Grey Henley
Available in SM, MD, LG, XL, 2X & 3X	

### PANTS & JEANS



#### WORKWEAR PANTS

Made of 9 oz UltraSoft Twill High Tenacity Nylon. Sewn with Nomex Thread. 12.4 cal/cm<sup>2</sup> Arc rating. NFPA 70E HRC 2.



#### RELAXED FIT JEANS

Made of 14oz Indura 100% Cotton Denim. Sewn with Nomex Thread. 18.3 cal/cm<sup>2</sup> Arc rating. NFPA 70E HRC 2.

Cat. ID	Description
PNTUP-(waist size)-X-(inseam size)-RG	Navy Pants
J01DJ-(waist size)-W-(inseam size)-I	Jeans
Waist Sizes available: 30, 32, 34, 36, 38, 40, 42, 44, 46, 48, 50 52 Inseam Size available: 30, 32, 34, 36	

### SWEATSHIRT

Crewneck pullover sweatshirt features a rib knit cuff and waistband. Made of 11 oz UltraSoft cotton high tenacity nylon fleece. 21 cal/cm<sup>2</sup> Arc rating. NFPA 70E HRC 2.



Cat. ID	Description
C21WT-(size)-02	Navy Sweatshirt
C21WI-(size)-02	Orange Sweatshirt
Available in SM, MD, LG, XL, 2X & 3X	

## HARD HATS WITH FACESHIELD



This **20 cal/cm<sup>2</sup>** Weight Balancing Arc Flash Protection Face Shield stows over the top of the hard hat when not needed. The shield includes ventilation ribs and is designed to be easily replaced without tools.



This **12 cal/cm<sup>2</sup>** Weight Balancing Arc Flash Protection Face Shield has the same features as item at left.



This **10 cal/cm<sup>2</sup>** Face Shield has an extra light tint allowing high visibility with a 7.5" x 20" viewing area. The lens is resistant to fogging.

Cat. ID	Description
AS2000HAT	20 cal Hard Hat/Faceshield
AS2000FS	Replacement Faceshield
AS2000	Repl. Faceshield & Chin Cup
AFLENS	Anti-Fog Inner Lens

Cat. ID	Description
AS1200HAT	12 cal Hard Hat/Faceshield
AFLENS	Anti-Fog Inner Lens
AS1200FS	Replacement Faceshield
AS1200	Repl. Faceshield & Chin Cup (orange)
AS1200-CLR	Repl. Faceshield & Chin Cup (clear)
AS12CLR	Repl. Clear Chin Cup
AS1200RG-FB	Repl. Orange Chin Cup

Cat. ID	Description
AS1000HAT	10 cal Hard Hat with Face Shield & Chin
AS1000	Face Shield, Chin Cup & Bracket
AS1000FS	Repl. Face Shield

## ARC PROTECTION HOODS

Arc Flash Protection Hoods create 360 degree head and neck protection from arc flash dangers when used with a Hard Hat & Faceshield.



Cat. ID	Description
AFH0010	10 cal/cm <sup>2</sup> Hood
AFH0015	15 cal/cm <sup>2</sup> Hood
AFH0020	20 cal/cm <sup>2</sup> Hood
AFH0028EO	28 cal/cm <sup>2</sup> Hood

## ATTACHABLE TASK LIGHT

Arc tested FR task light features a high intensity long lasting white LED lamp. 35 lumens. Two AAA batteries provide 14-15 hours runtime.

Cat. ID	Description
ASFL	Task Light
FLCLIP	Task Light Clip



## STORAGE BAG

**Cat. ID ASBAG**  
The fleece interior cotton canvas storage bag with drawstring closure can be used for any Salisbury Hard Hat with Faceshield.



## FACESHIELD ANTI-FOG WIPES

Each anti-fog cloth contains fog-fighting formula. Invisible, streak free barrier provides up to 8 hours of clear vision. Effective on all lens types and coatings. Up to 20 uses per cloth.



Cat. ID	Description
822502CDZ	50 Resealable Anti-Fog Cloths
820100CDZ	100 Resealable Anti-Fog Cloths
820300CDZ	300 Resealable Anti-Fog Cloths

## ARC FLASH PROTECTIVE EQUIPMENT KITS

All of our arc flash clothing is manufactured with premium long staple cotton providing:

- **Durability** - Handles launderings better over time with less pilling.
- **Breathability** - Allows for increased airflow.
- **Softer Feel** - Most of the products associated with high levels of comfort are made from long staple cottons.
- **Non-Ammoniated Process** - The removal of ammonia from the process makes for a more environmentally-friendly product that has a lower potential for skin irritation.
- **Arc Rated** - All of our new arc rated premium cotton based products have been tested with the same test methods used for all arc rated materials.



### COVERALL KIT - 8 & 11 CAL/CM<sup>2</sup>

Arc Flash Coveralls are available in an ATPV rating of 8 cal/cm<sup>2</sup> or 12 cal/cm<sup>2</sup>. Kits meet NFPA 70E Hazard Risk Category 2.

Kit Includes:

- Arc Flash Coveralls
- 10 cal/cm<sup>2</sup> Face Shield with Hard Hat
- Canvas Hard Hat Storage Bag
- Arc Protection Hood
- Gear Bag
- Safety Glasses

Cat. ID	Cal Rating	HRC Rating
SKCA8-(size)	8 CAL/CM2	HRC2
SKCA11-(size)	12 CAL/CM2	HRC2



## SIZING FOR ARC FLASH CLOTHING:

Coverall Sizes		
Size	Waist	Inseam
S	34-36"	28"
M	38-40"	29"
L	42-44"	30"
XL	46-48"	30"
2XL	50-52"	30"
3XL	54-56"	30"
Special Order Sizes:		
4XL	58-60"	30"
5XL	62-64"	30"

Bib Overall Sizes		
Size	Waist	Inseam
S	28-30"	28"
M	32-34"	29"
L	36-38"	30"
XL	40-42"	30"
2XL	44-46"	30"
3XL	48-50"	30"
Special Order Sizes:		
4XL	52-54"	30"
5XL	56-58"	30"

Jacket Sizes	
Size	Chest
S	34-36"
M	38-40"
L	42-44"
XL	46-48"
2XL	50-52"
3XL	54-56"
Special Order Sizes:	
4XL	58-60"
5XL	62-64"



## ARC FLASH PROTECTIVE EQUIPMENT KITS

### JACKET & OVERALL KIT 8, 11, & 20 CAL/CM<sup>2</sup>



Arc Flash Jacket & Bib Overalls are available in an ATPV rating of 8, 12 & 20 cal/cm<sup>2</sup>. Kits meet NFPA 70E Hazard Risk Category 2.

Kit Includes:

- Arc Flash Jacket
- Bib Overalls
- Pro-Hood
- Hard Hat
- Safety Glasses
- Gear Bag

Cat. ID	Cal Rating	HRC Rating
SK8-(size)	8 CAL/CM <sup>2</sup>	HRC2
SK11-(size)	11 CAL/CM <sup>2</sup>	HRC2
SK20-(size)	20 CAL/CM <sup>2</sup>	HRC2
Sizing Reference Chart (Pg. 113)		

### JACKET & OVERALL KIT 31 CAL/CM<sup>2</sup>



Arc Flash Jacket & Bib Overalls are available in an ATPV rating of 31 cal/cm<sup>2</sup>. Kits meet NFPA 70E Hazard Risk Category 3.

Kit Includes:

- Arc Flash Jacket
- Bib Overalls
- Pro-Hood
- Hard Hat
- Safety Glasses
- Gear Bag

Cat. ID	Cal Rating	HRC Rating
SK31-(size)	31 CAL/CM <sup>2</sup>	HRC3
Sizing Reference Chart (Pg. 113)		

## PRO-AIR COOLING SYSTEM

Cat. ID ACAIR2000

This cooling system is designed to blow forced air through a single intake hose. The unit operates automatically by blowing air continuously for over three hours on one charge. Easily mounts to most standard hard hats.



Includes blower assembly, universal band, bendable intake hose, Ni-MH rechargeable batteries, and an AC wall charger.

## QUICK DRY HANGER

Cat. ID 24061

High power waterproof fan pushes 120 cubic feet of air per minute. Dries rain suits and heavy protective clothing in hours instead of days.



## ARC FLASH PROTECTIVE EQUIPMENT KITS

### JACKET & OVERALL KIT 40 CAL/CM<sup>2</sup>



These Arc Flash Jacket & Bib Overalls have an ATPV rating of 40 cal/cm<sup>2</sup>. Kit meets NFPA 70E Hazard Risk Category 4 and includes:

- Arc Flash Jacket
- Bib Overalls
- Pro-Hood
- Hard Hat
- Safety Glasses
- Gear Bag

Cat. ID	Cal Rating	HRC Rating
SK40-(size)	40 CAL/CM2	HRC4
Sizing Reference Chart (Pg. 113)		

### JACKET & OVERALL KIT LIGHTWEIGHT 40 CAL/CM<sup>2</sup>

*LIGHTEST IN THE  
INDUSTRY*

This Arc Flash Jacket & Bib Overalls feature premium lightweight material with an ATPV rating of 40 cal/cm<sup>2</sup>. Suit has a total fabric weight of 11 oz/yd<sup>2</sup> as compared to the standard 40 calorie garment with a fabric weight of 18 oz/yd<sup>2</sup>.

Kit meets NFPA 70E Hazard Risk Category 4 and includes:

- Arc Flash Jacket
- Bib Overalls
- Pro-Hood
- Hard Hat
- Safety Glasses
- Gear Bag



Cat. ID	Cal Rating	HRC Rating
SK40PLT-(size)	40 CAL/CM2	HRC4
Sizing Reference Chart (Pg. 113)		



**Rubber Gloves** are sold separately



Add "-BP" to Cat. ID to replace Gear Bag with Backpack.



Add "-C" to Cat. ID to include Pro-Hood with Cooling System

### 40 CAL/CM<sup>2</sup> LIFT FRONT HOOD

**Cat. ID LFH40**

40 cal/cm<sup>2</sup> Lift Front Hood combines weight balancing face shield and clear chin guard with the standard hood.



## ARC SUPPRESSION BLANKET



Arc Suppression Blanket is used as a barrier for protection from the explosive effects of electrical arcs and flashes caused by faults in cables, in cable splices and joints, and at transformer terminals, or by the operation of switch gear, circuit breakers and lightning arrestors.

**WARNING:** Arc Suppression Blanket may not totally contain arcs and flashes, but only reduce or limit explosive and incendiary effects. In such cases, injuries may still occur, even when the blanket is properly used.

Cat. ID	Description
ARC45-15	48" x 60" Blanket, 15kA rating
ARC45-40	48" x 60" Blanket, 40kA rating
ARC48-15	48" x 96" Blanket, 15kA rating
ARC48-40	48" x 96" Blanket, 40kA rating

## INSULATED RESCUE HOOK



Used to withdraw an injured worker out of a hazardous area such as confined spaces or near electrical cabinets and switch gear. Features a foam filled, fiberglass reinforced handle and a coated heat treated body hook.

Available in the standard lengths of 6 and 8 feet. A collapsible model is also available to allow for more cost effective shipping and easier storage.

Cat. ID	Description	Weight
24401	6' Rescue Hook	4.5 lb
24403	8' Rescue Hook	5.5 lb
USRH-006	6' Collapsible Rescue Hook	5 lb
USRH-008	8' Collapsible Rescue Hook	6 lb

## JACKET & OVERALL KIT 55, 75 & 100 CAL/CM<sup>2</sup>



Arc Flash Jacket & Bib Overalls are available in an ATPV rating of 55, 75, & 100 cal/cm<sup>2</sup>. Kits meet NFPA 70E Hazard Risk Category 4.

Kit Includes:

- Arc Flash Jacket
- Bib Overalls
- Pro-Hood
- Hard Hat
- Safety Glasses
- Gear Bag

Cat. ID	Cal Rating	HRC Rating
SK55-(size)	55 CAL/CM2	HRC4
SK75-(size)	75 CAL/CM2	HRC4
SK100-(size)	100 CAL/CM2	HRC4

Sizing Reference Chart (Pg. 113)



## MEASURE YOUR GLOVE SIZE

1. Flatten your hand.
2. Run a flat measuring tape around your palm following a line across all of your knuckles.
3. Add 1" for your final glove size.



*Example: If you measure 9" and add 1", your glove size is 10.*

Most Rubber Gloves are available in sizes 7, 8, 8.5, 9, 9.5, 10, 10.5, 11, & 12. Class 3 & 4 gloves begin at size 9. Rubber Mittens are only available in sizes 9, 10, & 11.

Class	A/C		D/C		Label Color
	Max Use	Test VAC	Max Use	Test VDC	
00	500	2,500	750	10,000	Tan
0	1,000	5,000	1,500	20,000	Red
1	7,500	10,000	11,250	40,000	White
2	17,000	20,000	25,500	50,000	Yellow
3	26,500	30,000	39,750	60,000	Green
4	36,000	40,000	54,000	70,000	Orange

**RUBBER GOODS ARE NOT INTENDED TO BE USED AT TEST VOLTAGE RATINGS**

## LOW VOLTAGE RUBBER GLOVES

These Salisbury rubber insulating gloves combine high dielectric and physical strength, flexibility and durability. Salisbury gloves have earned the reputation for superior performance meeting and exceeding the requirements of ASTM D120 specifications. Low voltage gloves are available in Type I Natural Rubber and Type II Salcor Ozone Resistant Rubber.



Class	00	00	0	0	0	0	0	0	1
Max Use Volt.	500V	500V	1KV	1KV	1KV	1KV	1KV	1KV	7.5KV
Test Voltage	2,500V	2,500V	5KV	5KV	5KV	5KV	5KV	5KV	10KV
Length	11"	11"	11"	11"	11"	11"	11"	14"	14"
Color	Red	Black	Yellow	Black	Yellow/Blk	Blue	Red	Blk/Yellow	Yellow/Blk
Cuff Style	Straight	Straight	Straight	Straight	Straight	Straight	Straight	Straight	Straight
Material	Natural Rubber	Natural Rubber	Natural Rubber	Natural Rubber	Natural Rubber	Salcor	Natural Rubber	Natural Rubber	Natural Rubber
Gloves Only*	E0011R	E0011B	E011Y	E011B	E011YB	E011BL	E011R	E014BY	E114YB
Glove Kit**	GK0011R	GK0011B	GK011Y	GK011B	GK011YB	GK011BL	GK011R	GK014BY	N/A
Leather Protectors	EGP0	EGP0	EGP0	EGP0	EGP0	EGP0	EGP0	PG4ELC	EGP3

\*When ordering Rubber Gloves only, proof testing is not included. Gloves must be proof tested before issued for use (Pg. 117).

\*\*Glove Kit includes Rubber Gloves, Proof Test, Leather Protectors, and Glove Bag (Cat. ID 5965)

## GLOVE DUST

Cat. ID 10-4-1 - 6oz Bottle  
Cat. ID 10-4 - Case of 12

This cooling, frictionless powder absorbs moisture and perspiration when wearing rubber gloves.



## RUBBER GLOVE CLEANER

Cat. ID RBG-35LR - Qt Spray Bottle  
Cat. ID RBG-D72 - 72 Ct Wipe Canister

Specially formulated water-based cleaner for removing grease, dirt, carbon, creosote, and other grimes from rubber goods. Safe for use on all natural & synthetic rubber.





## HIGH VOLTAGE RUBBER GLOVES

These Salisbury rubber insulating gloves combine high dielectric and physical strength, flexibility and durability. All high voltage gloves are Type I Natural Rubber and exceed the requirements of ASTM D120 specifications.

### High Voltage Glove Styles:

- **Bell Cuff** easily accommodates rubber sleeves & heavier winter clothing. Better air flow in warm weather.
- **Straight Cuff** is the original style
- **Contour Cuff** prevents bunching at the elbow.
- **Mittens** keep the user warmer during cold weather.



<b>Class</b>	2	2	2	2	2	2	2	2	2	2
<b>Max Use Volt.</b>	17KV	17KV	17KV	17KV	17KV	17KV	17KV	17KV	17KV	17KV
<b>Test Voltage</b>	20KV	20KV	20KV	20KV	20KV	20KV	20KV	20KV	20KV	20KV
<b>Length</b>	14"	14"	14"	14"	16"	16"	16"	16"	18"	16"
<b>Color</b>	Red/Black	Black	Black	Red/Black	Black	Black	Yellow/Black	Yellow/Black	Red/Black	Black/Yellow/Black
<b>Cuff Style</b>	Straight	Straight	Bell Cuff	Bell Cuff	Straight	Bell Cuff	Bell Cuff	Straight	Contour Cuff	Bell Cuff
<b>Gloves Cat. ID*</b>	E214RB	E214B	E214BCB	E214BCRB	E216B	E216BCB	E216BCYB	E216YB	E218CRB	E216BCBYB
<b>Leather Protectors</b>	EGP3	EGP3	EGP3	EGP3	EGP5	EGP5	EGP5	EGP5	EGP5	EGP5



<b>Class</b>	2	2	2	3	3	3	4	4	4
<b>Max Use Volt.</b>	17KV	17KV	17KV	26.5KV	26.5KV	26.5KV	36KV	36KV	36KV
<b>Test Voltage</b>	20KV	20KV	20KV	30KV	30KV	30KV	40KV	40KV	40KV
<b>Length</b>	14"	16"	18"	16"	16"	18"	16"	18"	18"
<b>Color</b>	Black	Black	Yellow/Black	Red/Black	Red/Black	Yellow/Black	Yellow/Black	Black	Yellow/Black
<b>Cuff Style</b>	Bell Cuff Mitten	Bell Cuff Mitten	Contour Cuff	Straight	Bell Cuff	Contour Cuff	Bell Cuff	Straight	Contour Cuff
<b>Gloves Cat. ID*</b>	EM214BCB	EM216BCB	E218CYB	E316RB	E316BCRB	E318CYB	E416BCYB	E418B	E418CYB
<b>Leather Protectors</b>	ILPM3S	ILPM5S	EGP5	EGP3	EGP3	EGP5	EGP3	EGP3	EGP3

\*When ordering Rubber Gloves, proof testing is not included. Gloves must be proof tested before issued for use (Pg. 117).

## LEATHER PROTECTORS

Salisbury's SALCOR® cuff provides maximum protection.

156 PREMIUM SERIES These protectors are made from specially tanned Grade A Red Boulevard buffed leather and an orange colored SALCOR® "Super Cuff" in the 4" (102 mm) and 6" (152 mm) cuff lengths. The "Super Cuff" has better characteristics than leather or vinyl cuffs; it does not absorb water, has greater track resistance and creepage.



Cat. ID	Cuff length in. (mm)	Oal length in. (mm)	Weight EA. lbs. (kgs)
156-4	4 (102) Straight Cuff	12 (305)	1 (.5)
156-6	6 (152) Straight Cuff	14 (356)	1.2 (.5)

Available in dual sizes: 8/8.5, 9/9.5, 10/10.5, 11/11.5, 12

ILP SERIES Manufactured from top grain cowhide, or goatskin, these protectors provide excellent protection for rubber insulating gloves at a very economical price. Cowhide cuffs are tough leather on palm side and orange vinyl on the back, while the goatskin cuffs are green leather on palm side and orange vinyl on back. A full offering of styles is available from 10" through 16" contour cuff. Leather protectors are available in size 7, dual sizes 8/8.5 through 11/11.5 and size 12.



Cat. ID	Oal length in. (mm)	Weight EA. lbs. (kgs)
ILP3S*	12 (305)	1 (.5)
ILP4S*	13 (330)	1 (.5)
ILP5S*	14 (356)	1.2 (.5)
ILP6S* / **	15 (381)	1.2 (.5)
ILP7C* / **	16 (406)	1.5 (.7)
ILP10*	10 (254)	.7 (.32)
ILP10A* w/ pull strap	10 (254)	.7 (.32)

\*To specify goatskin, use ILPG. Goatskin not available in size 7.  
Available in sizes: 7, 8/8.5, 9/9.5, 10/10.5, 11/11.5, 12  
\*\* Not available in size 7.

ILPM SERIES MITTEN PROTECTOR Manufactured from top grain cowhide, these protectors offer excellent comfort and protection. The ILPM Series mitten protectors feature adjustable straps with non-metallic buckles and are stitched with polyester thread for strong seams. Cuffs are tough leather on palm side and orange vinyl on the back of the hand. Leather protectors are available in sizes 9, 10 and 11.



Cat. ID	Oal length in. (mm)	Weight EA. lbs. (kgs)
ILPM3S	12 (305)	1 (.5)
ILPM4S	13 (330)	1 (.5)
ILPM5S	14 (356)	1.2 (.5)

Available in sizes: 9, 10, 11

## FIELD GLOVE INFLATOR

Designed for all sizes, cuff types, and lengths of gloves. Use low voltage adapter for classes 0 & 00. The glove is secured to the inflator using a nylon strap and inflated by pumping the bellows. Complies with OSHA 1910.137(b) (ii) Air Test.



Cat. ID	Description
G-99	Glove Inflator
G-100	Glove Inflator Kit (includes G-99, G100A, strap, and storage bag)
G100A	Low Voltage Glove Adapter (Class 0 & 00)

## FIELD INFLATION TOOL



Cat. ID FAIT  
Slide the end of the cuff of the glove into the jaws of the tool. Roll the glove over and around the tool to create a tight seal for inflation and visual inspection.

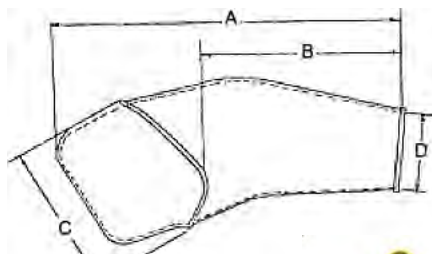
## GLOVE LINERS

Cat. ID	Description
GL	Cotton/Poly Blend Glove Liner
EGL	Lightweight Summer Liner
89/1402	100% Cotton Glove Liner
ML	One Finger Mitten Liner



## RUBBER INSULATING SLEEVES

Salisbury sleeves feature a reinforcing fold at the cuff which adds less bulk and fits into the glove easier. All sleeves are Type 1 Natural Rubber and meet ASTM D1051.



	Size	A	B	C	D
X-Curved	Small	24.3"	15.1"	12.5"	5.8"
	Regular	26.5"	15.5"	12.3"	5.3"
	Large	27.8"	16"	12.9"	6.9"
	X-Large	29.5"	17.5"	12.9"	7"



Class	2	2	2	2	2
Max Use Volt.	17KV	17KV	17KV	17KV	17KV
Test Voltage	20KV	20KV	20KV	20KV	20KV
Color	Yellow	Yellow/Red	Red/Yellow	Yellow/Black	Yellow
Style	Dipped	Dipped	Dipped	Dipped	Molded
Fit	X-Curved	X-Curved	X-Curved	X-Curved	Curved
Sizes	S, R, L, XL	S, R, L, XL	R, L, XL	S, R, L, XL	R, L, XL
Cat. ID*	D2-size-Y-EC	D2-size-YR-EC	D2-size-RY-EC	D2-size-YB-EC	2-size-Y

### SLEEVE STYLES

- **Molded Sleeves** are manufactured by either injection or compression molding methods.
- **Dipped Sleeves** typically offer more flexibility. They are manufactured in the same way as Salisbury rubber insulating gloves. Porcelain forms are dipped into liquefied rubber, dried, trimmed, marked and cured.



Class	3	3	3	4	4
Max Use Volt.	26.5KV	26.5KV	26.5KV	36KV	36KV
Test Voltage	30KV	30KV	30KV	40KV	40KV
Color	Yellow	Yellow/Red	Red/Yellow	Maroon	Black/Yellow
Style	Molded	Dipped	Dipped	Molded	Dipped
Fit	Curved	X-Curved	X-Curved	Curved	X-Curved
Sizes	R, L, XL	S, R, L, XL	R, L, XL	R, L	R, L, XL
Cat. ID*	3-size-Y	D3-size-YR-EC	D3-size-RY-EC	4-size-M	D4-size-BY-EC

\*When ordering Rubber Sleeves, proof testing is not included. Sleeves must be proof tested before issued for use.



**Cat. ID H-1**  
Sleeve harness with B-2 buttons.



**Cat. ID S-1**  
Pair of Sleeve Straps with B-2 buttons.



**Cat. ID B-22**  
Two piece sleeve buttons (Set of 4)

## GLOVE & SLEEVE STORAGE BAGS



**Cat. ID 2449-TU-C**  
Made of durable canvas duck with nickle plated snaps. EXTRA LARGE sleeve bag allows for upright storage. AVAILABLE W/ 3RD 12" POCKET.  
12 in Top/8 in Bottom X 4 in x 30 in



**Cat. ID 2223**  
Canvas bag for up to 16" high voltage gloves. Snap fasteners. Quick release snap on the back with leather reinforcement. Grommets in the bottom provide drainage.



**Cat. ID 2226**  
Canvas bag for up to 18" high voltage gloves. Snap fasteners. Quick release snap on the back with leather reinforcement. Grommets in the bottom provide drainage.

## BLANKET CANISTERS



Poly canisters designed to store and protect up to 36" square rubber insulation blankets. Lids are permanently attached. Large model has molded handle for easy carrying.

Cat. ID	Dia x Lgth	Capacity
2834	7" x 37"	(4) - 36" Blankets
2835	9" x 37"	(6) - 36" Blankets

## LINE HOSE STORAGE



Our 10" diameter molded line hose canister is designed to accommodate 6' rubber line hose; connector end or straight. Ideal for transportation to and from our test lab.

Canvas line hose bag come with a strap handle. Two sizes are available (30" and 60")

Cat. ID	Description
HC-6	60" Line Hose Canister
HC-LS	Lift Strap with Canister
1930	30" Canvas w/swivel snap
1932	60" Canvas Line Hose Bag

## RUBBER SHIPPING CONTAINER



These plastic containers are ideal for shipping rubber gloves and sleeves to and from our test lab. They have attached, hinged covers. 70 lb max load.

Cat. ID	Dim.	Capacity
FP261	24"L x 19.5"W x 12"H	<ul style="list-style-type: none"> <li>60 pair Class 0 Gloves or</li> <li>20 pair Class 2 Gloves</li> </ul>
FP242	26"L x 17"W x 12"H	<ul style="list-style-type: none"> <li>50 pair Class 0 Gloves or</li> <li>25 pair Class 2 Gloves or</li> <li>14 pair Regular Sleeves or</li> <li>12 pair Large Sleeves or</li> <li>10 pair XL Sleeves</li> </ul>

## RUBBER INSULATING BLANKETS

Blankets are manufactured to high quality standards and subjected to a series of thorough inspections to assure purity, consistency & flexibility.

- Black natural rubber (Type-I) is for use where ozone concentrations are low.
- Orange or black synthetic EPDM rubber (Type-II) for use on high voltage distribution circuits, as it features excellent corona, aging, and weathering resistance.



Class	0	0	0	2	2	2	2	4	4	4	4	4
Max Use Volt.	1KV	1KV	1KV	17KV	17KV	17KV	17KV	36KV	36KV	36KV	36KV	36KV
Test Voltage	5KV	5KV	5KV	20KV	20KV	20KV	20KV	40KV	40KV	40KV	40KV	40KV
Size	12"x36"	18"x18"	36"x36"	36"x36"	36"x36"	22"x22"	22"x22"	36"x36"	36"x36"	36"x36"	22"x22"	22"x22"
Color	Yellow	Yellow	Yellow	Black	Black	Black	Black	Orange	Black	Orange	Orange	Orange
Style	Solid w/ Velcro	Solid w/ Velcro	Solid-no Velcro	Solid	Slotted	Solid	Slotted	Solid	Slotted	Slotted	Solid	Slotted
Eyes	None	None	None	6	28	28	28	6	6	28	28	28
Cat. ID*	123LV	1818LV	3636LVNV	300E	1100	12	14	900E	901E	1300	13	15

\*When ordering Rubber Blankets, proof testing is not included. Blankets must be proof tested before issued.

## SWITCHBOARD MATTING



Provides personal protection for electricians and operators working around switchboards and other high voltage apparatus.

Cat. ID	Class	Type	Dimensions	Max Use Voltage
M24-2	2	1	1/4" x 24"	17,000
M30-2	2	1	1/4" x 30"	17,000
M36-2	2	1	1/4"x36"	17,000
Specify length in yards when ordering				

## INSULATING ROLL BLANKET



Made from a high strength fabric reinforced Type II rubber. Can be custom-cut to fit each application at the job site. Meets ASTM F2320 standards.

Clear PVC material permits complete visibility, yet provides the necessary insulating properties meeting ASTM F1742 standards.

Flexible to -40°F/C and puncture/tear resistant. Also flame (self-extinguishing), oil, and ozone resistant.

Cat. ID	Description
RLB0	Class 0, 1KV Max Use, 36"x30ft roll, Yellow
RLB1	Class 1, 7.5KV Max Use, 36"x30ft roll, Yel/Org
RLBPVC1	Class 1, 7.5KV Max Use, 36"x30ft roll, Clear

## BLANKET PINS

Cat. ID	Description
ZPE10962	9.5" Nylon w/Rubber Tips. Fits shot gun stick
1836	9.5" Nylon w/Rubber Tips & Hot Stick Rings



ZPE10962



1836

## LINE HOSE

Manufactured from Type II Salcor, our lightweight, flexible line hose is resistant to the effects of ozone and ultraviolet deterioration. The construction securely interlocks with its corresponding covers and connectors. Available as Straight Line Hose or with a Connector End for easier connection of line hose and covers. Meets ASTM standard spec. D1050

### COUPLER END LINE HOSE



Cat. ID	Class	Dimensions
OR125-45C	2	1.25" x 4.5'
OR125-6C	2	1.25" x 6'
OR150-45C	3	1.5" x 4.5'
OR150-6C	3	1.5" x 6'

### PLAIN END LINE HOSE



Cat. ID	Class	Dimensions
OR100-6	2	1" x 6'
OR125-45	2	1.25" x 4.5'
OR125-6	2	1.25" x 6'
OR150-45	3	1.5" x 4.5'
OR150-6	3	1.5" x 6'

### EXTENDED LIP LINE HOSE



For use on voltages through 34.5kV. It may be installed by hand, wearing rubber gloves or with hot sticks using the SU applicators.

Cat. ID	Class	Dimensions
SU150-6	4	1.5" x 6'
SU200-6	4	2" x 6'
SU250-6	4	2.5" x 6'

*Other sizes and styles available.*



### CONNECTORS

(for use with extended lip line hose)  
**Cat. ID UC** - For 1.5" line hose **Cat. ID UC2** - For 2"-2.5" line hose

## INSULATOR COVERS - TYPE II

Weather resistant, type II Insulator Covers are used with conventional line hose to cover pin-type insulators. All covers feature RIB-GRIP construction to lock to the underside of the insulators. The large diameter arm overlaps the small arm of the adjoining cover on double arm constructions which provides complete insulation at the joint.



OKRG



OFRG



OJRG

Cat. ID	Class	Description	Insulator Class
OKRG	3	Fits 1.25" & 1.5" Line Hose	55-5
OFRG	2	Fits 1" Line Hose	55-1/2/3
OJRG	2	Fits 1" Line Hose	55-4

## CUT OUT COVERS - TYPE II

Can be used for overhead cutouts as well as for underground pad-mount applications. Complies with ASTM D1049.



Cat. ID	Class	Dimensions
CC24	2	24" x 15" x 3.5"
CC30	4	30" x 20" x 7"

## SILICONE SPRAY

### Cat. ID S99

Reduces friction on SALCOR or natural rubber product and forms an oxygen barrier which helps reduce corona cutting.



## POLY LINE GUARDS (15KV & 25KV)

Yellow polyethylene line guards are 1/3 the weight of rubber line hose and feature an easy to clean, smooth finish. Meets requirements for ASTM F712 & F968.

- Ideal cover during cross-arm change out
- Large inside diameter of 1.77"
- Connecting male / female ends
- Built-in wear indicator

*(inner layer of material is black, outer layer is yellow. If either layer should wear so opposite layer is visible, the product must be taken out of service immediately.)*



Cat. ID	Class	Description	Weight
6050	2	15KV 5' Connector End	1.9 lbs
6060	2	15KV 6' Connector End	2.3 lbs
6055	3	25KV 5' Connector End	3.6 lbs
6065	3	25KV 6' Connector End	4.4 lbs

## LIGHTWEIGHT CONDUCTOR COVER



### Cat. ID 21826

This 6', Type I high density, cross link polyethylene cover is rated Class 4 (36.6 kV guarded phase to guarded phase). It is applied using rubber gloves when following appropriate company work rules. The inside diameter is 3" making it useful on a wide range of conductor sizes.

The unique "connector-stop" molded into one end prevents covers from overlapping during installation. Also compatible with 1.5" class 3 or 4 flexible rubber line hose. Wgt. 6.5 lbs.



## INSULATOR COVERS

These insulator covers are made from bright orange, high density polyethylene and mate with the 5' Conductor Covers shown to the right.



They are 21" long, 8-1/2" wide and available in 6" and 9" heights to fit different size insulators. Use model with Grip-All adapter for hot stick applications; Plain for gloving.

*Rating: 25kV phase to phase*

Cat. ID	Description
C406-0182	6" Insulator Cover w/Grip-All Adapter
C406-0182L	9" Insulator Cover w/Grip-All Adapter
C406-0009	Cutout Cover with Locking Pin
C406-0164	Dead End Cover (fits over 2-10" DE insulators)

## 5' CONDUCTOR COVERS

These high-density polyethylene covers virtually surround the hot parts and hardware to give the linemen extra protection when rubber gloving or using hot sticks.

The conductor, insulator and dead-end units mate together to cover pin-type or post-type insulator construction and can also be used with the dead-end cover. Use models with Grip-All adapters for hot stick applications. Handles for gloving.



Cat. ID	Rating	Description
C406-0181GA	25KV	5' Cover w/Grip-All Adapter
C406-0181	25KV	5' Cover w/4' Epoxiglas Handle
P406-0184	25KV	5' Conductor Cover
C406-0514GA	36.6KV	5' Conductor Cover with Grip-All Adapter

## EXPANDABLE CROSS ARM COVER



### Cat. ID C406-0504

For energized line work, this rigid cover up fits onto crossarm sizes up to 3-3/4" x 4-3/4". The two-piece design telescopes from 13.1" to 20.9". A hotstick adapter permits handling with a clampstick. Meets ASTM Class 3 for 26.4kV phase-to-phase.

### CLASS 4 POLE COVERS

- High dielectric polyethelene will not flash flame.
- Ribbed to reduce cover contact with the pole.
- Use nylon button join covers in tandem when more coverage is needed.
- 36.6KV phase to phase. Tested to ASTM F712.



Cat. ID	Dimensions	Weight
1357	9" x 48"	9 lbs
2496	9" x 72"	14 lbs
2464	12" x 48"	11 lbs
2466	12" x 72"	16 lbs

### CLASS 5 POLE COVERS

- Orange thermoplastic, **Type I ABS**, cold weather, high impact plastic.
- Dimples minimize the amount of surface area contacting the pole.
- Dimples nest together "locking" two covers together.
- Allows for air flow between cover and pole to minimal condensation and contamination buildup.
- Rated at 46kV phase-to-phase.



Cat. ID	Dimensions	Weight
29021	9" x 48"	9 lbs
2486	9" x 72"	14 lbs
29025	12" x 48"	11 lbs
2478	12" x 72"	16 lbs

### CROSSARM COVER



**Cat. ID M4933**  
Prevent tie wires from contacting crossarm when tying/untying insulators. High dielectric polyethylene, 24". For single or double arm. Meets Class 4 requirements and tested to ASTM F712.

### POLE COVER ROPE LOCK



**Cat. ID C406-0547**  
Helps keep pole covers in place. Apply midway or as a lower support. For 6", 9" or 12" diameter pole covers.

### POLE COVER STORAGE BAGS

This pole guard cover is made of vinyl with two carry handle and a flap with snap closure. It is supplied with a 4" nylon draw cord.



Cat. ID	Capacity
1500	60"L x 11"W
1510	66"L x 12"W

### SPIRAL CONDUCTOR GUARDS



- Provides extra protection with a wide air space between two thicknesses of solid insulation.
- Tough, durable ABS plastic with Grip-Alladapter.
- All units interlock with each other.
- 15/36.6KV units are formed on the ends to fit over most 15KV insulators. Tested to ASTM F712.

- Designed for easy installation.
- Equipped with an eye and can be installed with all shotgun sticks.
- Interlocking male and female ends.
- Accept all wire sizes up to 1,272MCM 45/7ACSR



CROSS SECTION

Cat. ID	Description	Length
C406-0082GA	46KV Conductor Guard	53"
C406-0083GA	15/36.6KV for Single Crossarm	53"
C406-0084GA	15/36.6KV for Double Crossarm	53"

Cat. ID	Description	Length
6010	35KV Conductor Guard w/Shotgun Eye	4.5'
6012	46KV Conductor Guard w/Shotgun Eye	4.5'
12000	69KV Conductor Guard w/Shotgun Eye	4.5'



## BIRDCUARD



These line protectors help avoid phase-to-phase avian interactions. Please call for information on available styles.

## ANTI-PERCH DEVICES

Designed to discourage raptors from perching on cross-arms between phases. Hot stick and glove applications available. Please call for information on available styles.



## CUTOUT SWITCH COVERS

Designed to fit over the connection and exposed metal brackets. Use with stinger covers. Please call for information on available styles.



## POLE CAPS

Securely fits over the top of the pole. Designed to discourage birds and small animals from resting on the top of the pole. Please call for information on available styles for both wood and steel poles.



## ARRESTER & BUSHING COVERS

Large variety of covers to fit most arrestors and hardware as well as various sizes of bushings. Please call for information on available styles.



## STINGER COVERS



Stinger Covers protect against phase to phase and phase to ground wildlife contacts. Can be installed without disconnecting the lead wire from the bushing. Available in three diameters, it is easily cut in the field to the needed length.

Cat. ID	Description	Flashover Test
38-2SC	3/8" x 2' Cover (25 pc)	10.5 KV
38-50SC	3/8" x 50' Cover (1 coil)	10.5 KV
38-12SC	3/8" x 12' Cover (4 pc)	10.5 KV
38-18SC	3/8" x 18" Cover (50 pc)	10.5 KV
38-100SC	3/8" x 100' Cover (1 coil)	10.5 KV
58-12SC	5/8" x 12' Cover (4 pc)	12.5 KV
58-50SC	5/8" x 50' Cover (1 pc)	12.5 KV
58-100SC	5/8" x 100' Cover (1 pc)	12.5 KV
34-12SC	3/4" x 12' Cover (4 pc)	14.9 KV
34-25SC	3/4" x 25' Cover (2 pc)	14.9 KV

## INSTANT INSULATION

Can be installed as a permanent cover to protect against outages caused by weather and animals. It is made of SALCOR elastomer. Resists ozone and ultraviolet deterioration. Flexible even at subzero conditions. Application is similar to line hose.



Cat. ID	Description
1127	3/4" I.D. x 12' Grey Instant Insulation
1129	1" I.D. x 12' Grey Instant Insulation
1131	1.25" I.D. x 12' Grey Instant Insulation
Add "-0" to catalog number to order in Orange	

## HOT STICK INSTALL TOOL



Cat. ID 2494

Use to install instant insulation onto conductor.

## IMPACT PRO GAS DETECTOR



Cat. ID	Description
2302B20009UE	Impact Pro Multi-Gas Detector
2302B1010	Kit including gas detector, case, cartridge, Enforcer, charger kit, USB cable, and 10 meter sample tube
2302BCD40FCHO	Replacement Cartridge - 12 month warranty. Comes pre-calibrated with instructions for field
2302BCD42FCHO	Replacement Cartridge - 24 month warranty. Comes pre-calibrated with instructions for field replacement.
2302B0650	Enforcer Calibration Device
2302D0833	Calibration Gas Cylinder

The Impact Pro is safe, small, lightweight, battery-powered and rugged. Detects multiple gases including O<sub>2</sub>, CH<sub>4</sub>, CO, H<sub>2</sub>S. Features one touch calibration. Cartridge replacement can be performed in one minute.

Cartridge design allows you to change all sensors at once - for about the cost of a typical single sensor. Runs on four AA batteries (not included). Rechargeable batteries and charging station are also available. Detectors should be "bump" tested before each use with the Enforcer calibration device.



Enforcer Calibration Device

## MICRO 5 GAS DETECTOR

Cat. ID M5-XWHM-R-D-D-Y-N-00

Providing protection from potential atmospheric hazards including O<sub>2</sub>, H<sub>2</sub>S, CO, & LEL the Micro 5 is unparalleled in its versatility, capability and overall value.

Features include:

- Powered by a lithium rechargeable battery pack (alkaline models available)
- Audible, visual and vibrating alarms
- Compatible with MicroDock II Automatic Test and Calibration Station
- Datalogging to store event information
- Self-test confirms sensor, battery and circuitry integrity and audible/visual alarms on activation
- Other models available for different combinations of gases. Models with an integral motorized pump for remote sampling are available as well.



Docking Stations Also Available

## QUATTRO GAS DETECTOR

Cat. ID 2302BCD40FCHO

This four-gas detector features simple one-button operation. The graphic LCD displays all four gas concentrations (H<sub>2</sub>S, CO, O<sub>2</sub> and combustibles) and shows easy to identify icons that indicate operational information, such as bump test and calibration status. Optional attachable pumps available.

- IntelliFlash verifies operation and compliance to both the user and supervisors from up to 20 ft.
- Field-proven Surecell sensors offer an unprecedented performance, even in the harshest environments
- Audible, visual and vibrating alarm
- Flexible, interchangeable battery options with extended runtimes
- Full function self-test is initiated upon activation and runs continuously during operation
- Extensive datalogging capability



## HAND CRANKED MEGOHMMETER 250V-1000V

Cat. ID 6503

- Test voltages of 250V, 500V, 1000V
- LED indicates constant voltage output and proper cranked speed
- Automatic discharge when measurement is finished
- Auto-ranging dual scale operation for better sensitivity and easier readings



## DIGITAL/ANALOG MEGOHMMETER 500V-5000V

Cat. ID 5060

- Test voltage combination of 500V, 1000V, 2500V and 5000V
- Insulation measurements from 1k ohm to 10T ohm
- Adjustable and programmable test voltage (50 to 5000V)
- Automatic calculation of DAR, PI and DD ratios, Capacitance and Leakage Current
- Display resistance, test voltage and run time
- Programmable test run times and PI ratio times
- Automatic test inhibition if live sample (>25)
- Automatic discharge and display of discharge voltage



## DIGITAL MEGOHMMETER 500V-15KV

Cat. ID 6555

- Test results and configuration information is provided on an LCD screen as well as exportable through DataView® software.
- Measurements at a fixed test voltage of 500, 1000, 2500, 5000, 10,000 or 15,000VDC
- Ramp voltage measurements with a ramp from 40 to 1100V or from 500 to 15,000V
- Step voltage measurements with steps from 40 to 15,000V



## CLAMP-ON GROUND RESISTANCE TESTER

Measures ground rod and small grid resistance without the use of auxiliary ground rods.

- Clamp-on operation - no leads, no auxiliary rods or spacing requirements.
- Direct reading of ground resistance from 0.01Ω to 1200Ω
- Direct reading of continuity and ground loop resistance
- Direct reading of ground leakage or phase current (1mA to 30Arms)
- 1.25" jaw (up to 1000MCM cable)



Cat. ID	Description
3711	Clamp-On Tester
3731	Clamp-On Tester with alarm & memory functions

## DIGITAL GROUND RESISTANCE TESTER KIT

Cat. ID 4630K

Performs ground resistance (2 & 3 point) and soil resistivity (4 point) tests. Measures from 0 to 2000Ω, and is auto-ranging.

It is designed to reject high levels of interference, so it can be used under difficult conditions such as high stray currents that normally affect accuracy. Powered by 9.6V, 3.5 Ah NiMH rechargeable batteries.



## FALL-OF-POTENTIAL GROUND RESISTANCE TESTER KIT

Cat. ID 3640K

- LCD display
- Rejects high levels of interference
- Auto-Ranging
- Battery powered
- Measure ground resistance (2- & 3-Point)



Includes meter, one 16 ft lead, two 150 ft leads on spools with wind-up handles, two auxiliary ground electrodes, soft carrying case, batteries and user manual.



### CLAMP-ON MULTIMETERS

#### Cat. ID 502

- 400AAC current measurements
- 600VAC/DC volts measurements
- TRMS measurements
- Resistance measurements to 400Ω
- Hold function to "freeze" readings
- Large easy-to-read display
- Includes test leads and a soft carrying pouch



#### Cat. ID 512

- 1000AAC current measurements
- 750VAC/1000VDC volt measurements
- TRMS measurements
- Resistance measurement to 4000Ω
- Diode test
- Hold function to "freeze" readings
- Large easy-to-read display
- Includes test leads and soft carrying pouch



### V-WATCH

The V-Watch personal voltage detector detects the presence of electric fields surrounding electrical equipment. This lightweight device is compactly designed to be worn on the outside of clothing or protective gear. Features audible and visual alarms that increase in frequency as you approach energized equipment. 9V alkaline battery is replaceable in the field. V-Watch Pro features a mute button.



Cat. ID	Description
VWS-20	V-Watch 2 with Lanyard
VWP-20H	V-Watch Pro with mute button and Carrying Case Lanyard
VW-20H-K	V-Watch with Carrying Case Lanyard and Zippered Carrying Bag
VWP-20H-K	V-Watch Pro with with Carrying Case Lanyard and Zippered Carrying Bag

### HALO I AMMETER



Halo I is a true RMS high voltage digital ammeter, 0-2000 amps AC. It is ideally suited for taking spot-load studies at transformers or at any mid-span location, as well as phase balance studies on primary or secondary lines.

Halo I is a true RMS reading instrument. Its load-latching circuitry continually latches and locks on to peak system currents. It will display and hold the reading until the display is reset.

Cat. ID	Description
8280	Halo I , Hook Style Head
8281	Halo I , Fork Style Head
HC-5	Halo carrying case and a 2' hotstick or extension hotstick

### HALO II AMMETER



Halo II is suited for the same type of operations as the Halo I. It is also a true RMS high voltage ammeter (0-2000 amps AC). It features a decimal point display through 199.9 amps and is auto ranging. It offers the enhancement of having a selectable "peak-hold" or "track" mode. The "peak-hold" operates the same as Halo I, while the "track" allows you to view continuous changes on the display.

Cat. ID	Description
9390	Halo II, Hook Style Head
9391	Halo II, Fork Style Head
HC-5	Halo carrying case and a 2' hotstick or extension hotstick

## ELECTRONIC "TAG" VOLTAGE DETECTORS

Cat. ID	Description
T200-0412	TAG200 (4-12KV), "Y" Probe, Straight Probe, & Case
T200KIT-0412	Same as above, but also includes underground bushing probe
T200-1235	TAG200 (12-35KV), "Y" Probe, Straight Probe & Case
T200KIT-1235	Same as above, but also includes underground bushing probe
T200MR	TAG200 with Multi Range (4-69KV), "Y" Probe, Straight Probe & Case
TAG-200MRKIT	Same as above, but also includes underground bushing probe
TAG-330	TAG330 (69-765KV), Straight Probe, Small Hook Probe, Large Hook Probe & Case



## ACCESSORIES

Cat. ID	Description
IEP-UDC	Underground Bushing Probe (15, 25 & 35KV)
IEP-EAC	Underground Elbow Probe (15, 25 & 35KV)
TAG-42029	Overhead "Y" Probe for 200 series
TAG-41811	Overhead Straight Probe for 200 series
TAG-EFT200	Retaining Nut for 200 series
PT-DET	Tester for Voltage Detector up to 69KV
TAG-AD100	Overhead 4" Straight Probe for TAG330
TAG-AC60	Overhead Small Hook Probe for TAG330
TAG-AC120	Overhead Large Hook Probe for TAG330

When in contact with an energized conductor, the TAG emits an audible and visual alarm. Requires direct contact with the conductor to detect voltage and must be operated within their voltage range (factory set to user requirements).

- Distribution models (TAG-200 and TAG-200MR) are for voltages up to 69kV (phase-to-phase)
- Transmission model (TAG-330) is for system voltages from 69kV up to 765kV (phase-to-phase)
- Rugged polycarbonate housing for heavy field use
- Water resistant / gasketed housing
- All-Check self testing system
- No on/off or range selector switches
- Built-in universal spline for hotstick attachment
- 9-volt alkaline battery operated

## DIGITAL MULTIMETER

### Cat. ID 5233

Rugged, economical TRMS digital multimeter with a function for non-electrical contact testing.

- AC voltmeter with low input impedance
- AC/DC voltmeter with high input impedance
- Ohmmeter, Continuity test with buzzer, Diode test and Capacitance functions



## INFRARED THERMOMETER

### Cat. ID IR3000

Features dual lasers that allow you to see the actual target diameter. Measurement range: -76° to 1400°F (-60° to 760°C). Includes case, (2) AAA batteries, thermocouple, and protective boot.



## DIGITAL VOLTAGE INDICATOR



### Cat. ID DVI-100

The Digital Voltage Indicator is designed to read the voltage on a conductor up to 99kV line- to-ground. Features a large LED readout which is easy-to-read on the end of a long hotstick.

When brought into direct contact with a conductor, the display indicates the line-to-ground voltage level. Powered by a 9V alkaline battery.

## SELF TESTING VOLTAGE DETECTOR (240V-500KV)



KIT SHOWN WITH CASE & UNIVERSAL ADAPTER

Self-Testing Voltage Detectors allow testing to be continuous and automatic. An intermittent flash and beep confirms the detector is functioning properly. Used to verify live or de-energized conductors, these testers may be used with rubber insulating gloves or hot sticks.

Testers indicate the presence of voltage with an extra bright LED light and a distinctive audible signal. It is recommended that the tester be moved closer to the conductor until a warning is indicated, or it touches the conductor, apparatus, or elbow test point. Requires three "C" batteries (included).

Cat. ID	Settings (Phase to Phase)
4544	Off / 240V / 4.2KV / 15KV / 25KV / 35KV / 69KV / 115KV / 230KV
4644	Off / 240V / 4.2KV / 35KV / 69KV / 115KV / 230KV / 345KV / 500KV
4744	Off / Test-240V / Battery / Underground (15KV, 25KV, 35KV) / Overhead (4.25KV, 15KV, 25KV, 35KV, 46KV, 69KV)
4315	Molded Case
21600	Replacement Handle
20872	Replacement Battery Strap
Add suffix "K" for KIT which includes Case & Universal Adapter	

## PROXIMITY VOLTAGE INDICATOR (40KV)



This Voltage Indicator detects voltage as a proximity meter on overhead and underground systems, but can be used as a direct contact detector as well. Features an Audible and Visual alarm to indicate the presence of voltage with an operating range from capacitive test points/secondary voltage to 40KV (line to ground).

- Incidental direct contact will not damage the unit
- Watertight construction
- 1 Year Warranty
- Super bright LEDs and ultra loud horn
- Standard universal/grip all adapter included

Cat. ID	Description
AV40	40KV Voltage Indicator
81280LHM	Hook Probe Adapter
81280LPM	Straight Probe Adapter
VDA18B	Case

## PROXIMITY VOLTAGE INDICATOR (120V-500KV)



This non-contact detector has nine standard voltage ranges from 120V to 500KV. When voltage is detected, an audible and visual indicator signals. Can also detect voltage on elbow test points at the 120V setting.

- Dual hotstick connections- universal spline & shotgun stick
- Loud beeper and LED lights indicate voltage
- Waterproof design
- Rechargeable battery with quick recharge
- Weighs less than 1 pound
- Easy to use electronic touch pad with large buttons
- Can be used on 50Hz and 60Hz systems

Cat. ID	Description
PRX-500	Voltage Indicator with holster, charger cords, and case
PRX-500B	Voltage Indicator with holster, charger cords and carrying bag
PRX-500H	Voltage Indicator with holster and charger cords (no case)
050-0030-PRX	Replacement Battery

## AUTO-RANGING VOLTAGE INDICATOR (600V-69KV)



Provides easy, yet reliable means for operator to determine if a line is De-energized, Carrying less than normal system volt- age from any source or induced charged from an adjacent live circuit, or Energized at full system voltage. Features:

- State-of-the-art electronics eliminate need for selector switch
- Automatic-ranging function quickly displays approximate line-to-line voltage class
- Attaches to an Epoxiglas insulating universal handle
- Single pushbutton activates the instrument
- Performs a confirming self-test
- Begins detecting at approximately 480 Volts and holds display of one of these voltage classes: 600V, 4KV, 15KV, 25KV, 35KV or 69KV phase-to-phase

Cat. ID	Description
C403-3374	Auto Ranging Voltage Indicator with shepherds hook probe,
T403-3418	Kit including all of the above plus elbow adapter, bushing adapter, and voltage indicator tester
CC-ARVI	Replacement case

## AUTO-RANGING VOLTAGE INDICATOR (69KV-500KV)



Same as above, but for high voltage overhead applications. Begins detecting at approximately 69KV and holds display of one of voltage classes: 69KV, 115KV, 161KV, 230KV, 345KV or 500KV phase-to-phase

Cat. ID	Description
C403-3375	Auto Ranging Voltage Indicator with shepherds hook probe,
CC-ARVI	Replacement case

## AUTO-RANGING VOLTAGE INDICATOR (FULL RANGE: 600V-500KV)



Same as above, but features a full range from 600V-500KV. Begins detecting at approximately 100V and holds the display of one of these phase-to-phase voltage classes: 600V, 4kV, 15kV, 25kV, 35kV, 69kV, 115kV, 161kV, 230kV, 345kV or 500kV.

Cat. ID	Description
PSC403-2915	Auto Ranging Voltage Indicator with hook probe, manual & case
CC-DUAL-ARVI	Replacement Case

## ACCESSORIES

Cat. ID	Description
T403-0857	Bushing Adapter for 15KV, 25KV, 35KV underground applications
T403-0856	Elbow Adapter for 15KV, 25KV, 35KV underground applications
C403-3409	Voltage Indicator Tester (to test meter)



T403-0857



T403-0856



C403-3409



### MULTI-RANGE VOLTAGE DETECTOR

For Overhead Systems to 600KV & URD Elbow Test Points

To confirm that a line is de-energized prior to performing maintenance on it, the Multi-Range Voltage Detector presents field practicality.

Actually a field intensity meter, this detector is calibrated to read approximate line-to-line voltage when connected to any phase conductor.



Cat. ID	Description	Range	Repl. Case
C403-0979*	Overhead/ Under- ground	1-40KV	CC-MRVD
C403-1029	Overhead Model	16-161KV	CC-MRVD
C403-1140	Overhead Model	69-600KV	CC-MRVD- 1140

All include plastic case  
*\*Includes straight probe and "TP" setting on selector switch for URD elbow testing.*

### TRANSFORMER & CAPACITOR TESTER

Cat. ID 6793

Tests the condition of transformers and capacitors before placing them into service as well as trouble shoot in-service units.



Hand held tester provides a safe and reliable method of verifying that distribution transformers, up to 3300 KVA, do not have shorted or open windings prior to energizing. Eliminate blowing cutout fuses to determine condition of the transformer.

### TRANSFORMER RATIO METER

Cat. ID 8510

Designed for on-site testing of power, potential and current transformers.

- Ratio Testing: PT/VT from 0.8000:1 to 8000:1 and CT from 0.8000 to 1000.0
- Tests performed by exciting the primary and reading the secondary
- Continuity test indicates open or loose terminal connections



### VOLTAGE TESTER

Solid state design is safer than solenoid testers. Low impedance to reduce false readings. Indicates voltage without battery. Voltage indicated by lights, vibration and tone. With continuity beeper and bright work light.



Cat. ID	Description
ET200	Voltage Tester
69401	Storage Case

### MEGA BEAST

Service conductor tester, fully self-contained 80 Amp load with Digital Meters. Meters register from 84-264 VRMS.

Combo kit features additional plug-in meter socket adapter and standard three clip connection, Total of 10' cable lead from box. Kit includes Mega Beast, meter base adapter, pulsing adapter, & carrying bag.



Cat. ID	Description
900-D-COMBO	Mega Beast Kit
900-D	Mega Beast only

### SUPER BEAST

Service conductor tester, fully self-contained 20 Amp load. Both digital and analog meters available.

Quickly and accurately detects open neutral. Verifies condition of secondary conductors and associated connections.

Kit includes: Super Beast, meter base adapter, and carrying bag.



Cat. ID	Description	Range
469-SCO	Analog Super Beast Kit	0-150V AC
469-S	Analog Super Beast	0-150V AC
469-DSCO	Digital Super Beast Kit	84-264V AC
469-D	Digital Super Beast	84-264V AC



## DIGITAL VOLTMETER (0-2KV)



### Cat. ID RCDC1000U

- General purpose 0-2KV digital voltmeter can be used in a wide variety of commercial and industrial applications.
- Designed to confirm the status of electrical systems
- Can be used with higher currents than hand held models
- Large digital LCD display
- Unit includes three adapters: hook adapter, straight adapter, and magnetic track adapter
- Weather resistant
- 30 foot interconnecting cable and carrying case are included

## PROXIMITY & DIRECT CONTACT ANALOG VOLTAGE DETECTOR (0-40KV)



- Dual application analog voltage detector detects 0-40KV line to ground (0-69KV phase to phase).
- Proximity or direct contact on overhead and underground systems with an easy to read analog scale
- Detects voltage from the ground on bare overhead lines when hand held
- Tests secondary voltage on bare or insulated cables
- Tests capacitive test points
- Indicates line to ground values for nominal or induced voltages
- Five position selector switch is calibrated for height above ground and includes:
  1. **URD** - Detects voltage on underground systems
  2. **OH** - Detects overhead voltage (0KV-10KV)
  3. **X4** - Detects overhead voltage (11KV-40KV)
  4. **T** - Tests and verifies meter function
  5. **P** - Indicates voltage in proximity to line

Cat. ID	Description
VDA040PU	Voltage Detector
VDAL40PU	Voltage Detector with back light
VDA040CU	Voltage Detector without proximity function
Storage case included with all detectors. Add "S" to Cat. ID to include Bushing Adapters	

## ANALOG VOLTAGE DETECTOR (2.4-450KV)



- Wide range transmission and distribution voltage detector for overhead and underground
- Meter is passive, battery is only required for the test position
- Linear/logarithmic scale for better resolution from distribution to transmission systems
- Meter reads approx. nominal or induced voltage line to ground
- Requires no voltage scale selectors or multipliers
- Water resistant
- Hold and backlight available on select models.

Cat. ID	Description	Line-To-Ground	Phase-to-Phase
VDA0300U	Voltage Detector	2.4KV-300KV	4KV-500KV
VDAH300U	Voltage Detector with "Hold" and Backlight	2.4KV-300KV	4KV-500KV
VDA0450U	Voltage Detector	2.4KV-450KV	4KV-765KV
VDAH450U	Voltage Detector with "Hold" and Backlight	2.4KV-450KV	4KV-765KV
Storage case included with all detectors. Add "-S" to Cat. ID to include Bushing Adapters			

## DIGITAL PHASING VOLTMETERS (0-50KV)

PD25US SHOWN



These multi-purpose phasing voltmeters are designed to replace numerous other meters that feature a single range and/or perform a single function.

Use as:

- Digital Voltmeter
- Capacitive Test Point Phasing Meter
- Regulator Neutral Detector
- Commercial/Industrial Meter
- Conventional Phasing Voltmeter



Cat. ID	Description
PD25U	Phasing Voltmeter (0-25KV Phase-to-Phase)
PD50U	Phasing Voltmeter (0-50KV Phase-to-Phase)
PA100P	100V DC Power Supply to test meter
Storage case & 3KV power supply included with all detectors. Add "-S" to Cat. ID to include Bushing Adapters	

Measure voltage and phasing on overhead and underground systems, capacitive test points and 3-phase secondaries. PD25U has three ranges: 2KV, 20KV & 25KV. The PD50U also has three ranges: 2KV, 20KV & 50KV. Features a large LCD digital meter with backlight, a 5-position selector switch, and an interconnect cable and a second probe to complete the circuit. Unique input circuitry measures and reconciles the undesirable charging currents associated with other phasing meters, providing great accuracy (+/- 1%). Will test AC or DC.

## ANALOG PHASING VOLTMETER / VOLTAGE DETECTOR (300V-35KV)



This "utility tough", *dual application* meter is designed to be used as either a Voltage Detector or a Phasing Voltmeter.

Features a large, easy-to-read analog meter, a five position selector switch, 3kV self-test device, interconnect cable and a second probe to complete the circuit. Adapters are available for underground use up to 35kV. Each probe is completely shielded to minimize stray field indications.

The five position switch control consists of:

- C - Indicates voltage on capacitive test points
- CP - Phases using capacitive test points
- L - Detects overhead and underground voltage
- LP - Phasing on overhead lines
- BT - Battery Test



Cat. ID	Description
81280U	Phasing Voltmeter (300V-25KV)
83280U	Phasing Voltmeter (300V-35KV)
Storage case & 3KV power supply included with all detectors. Add "-S" to Cat. ID to include Bushing Adapters	

## PHASING RANGER (20V-765KV)

The Phasing Ranger is easy to use when determining phase relationship in the field. All readings are Real Time readings, there are no calculations to be made or data to be transferred from one location to another.

Requires a one time set-up procedure and then allows

the user a permanent and reliable means of phasing, phase ID, mapping and tagging or general troubleshooting.



### Phasing Ranger Kit Includes:

- Send Unit
- Receive Unit
- Meter Probe
- Auto Answering Device
- GPS receiver
- Trac-Fone
- (1) Straight Probe
- (1) Hook Probe
- Instruction Manual
- (2) Carrying Case

Cat. ID	Description
PR1COMP	Complete Phasing Ranger Kit
PR1RCV	Phasing Ranger Receive Unit
PR1SEND	Phasing Ranger Send Unit
81280LPM	Straight Probe
81280LHM	Hook Probe
PD800B	Carrying Case

## CORDLESS PHASING TESTER



### Cat. ID PD800WU

This Cordless Phasing Tester operates in multiple applications including Cordless Phasing, Voltage Detection (4KV-69KV), Phase Sequencing, & Phase Angle Indication.

- Use for three-phase secondary systems, capacitive test points, URD systems, and overhead and transmission/substation systems
- FCC licensed wireless technology does not require an interconnecting cable or extension resistor.
- Operating range of 100 feet
- Cordless phasing tool direct contact (120V-69KV) and non-contact (69KV-800KV)
- Both probes feature high intensity color coded LED indicator lights
- Probes are impact and water resistant
- Probes are completely shielded to minimize stray field interference
- Large, digital display with backlight
- Kit includes Reference Probe (transmitter), Meter Probe (receiver), Universal Attachment, & Padded Case

Both probes have a five-position selector switch that controls different operating modes.

1. **Off** - Power off for storage
2. **Deg** - Measures the phase angle between the two probes, 208V -800kV
3. **URD** - For phasing and voltage detection on Underground Rural Distribution systems from 4kV-35kV
4. **OH** - For phasing and voltage detection on overhead systems 4kV-69kV
5. **Test** - Tests meter function and battery





### PHASING TESTER FOR DISTRIBUTION CIRCUITS



Determine phase relationships and approximate voltage, line-to-line or line-to-ground.

- Feature two fiberglass poles with end fittings threaded for interchangeable probes
- Probe fittings couple with a high-impedance component encased in each pole
- To complete test circuit, a 22 ft. length of insulated flexible cable stores on reel affixed to one pole and connects to voltmeter on other pole
- Simple to operate, tester poles first attach to two 6 ft. Epoxiglas insulating universal handles (included in each kit for proper working clearances)
- Probes can be brought into contact with conductors appropriate for the meter to read phase-to-phase or phase-to-ground voltage
- **Extension Resistors** can be used to extend any 16kV Phasing Tester for 48kV or 80kV application.

Cat. ID	Description	Repl. Case
H1876	16KV Tester Kit*	H1876-3
H1876-1	16KV Tester, Hook Probes, Case & Manual	H1876-3
T403-2261	25KV Tester Kit*	H1876-3
H1876-7	40KV Tester, Hook Probes, Case & Manual	H1876-3-40-25
H1876-4	Pr. 25" Extension Resistors for up to 48KV	--
H1876-2	Pr. 43" Extension Resistors for up to 80KV	--
P624-2	Bag for 48KV Resistors	--
P624-4	Bag for 80KV Resistors	--

\*Kits include two (H1760-1) 1-1/4" x 6' Epoxiglas Universal Poles, storage bag, tester, hook probes, case & manual

### PHASE ROTATION TESTER



To determine the correct phase-rotation relationship, this portable instrument features construction similar to Phasing Tester H1876-1 with an additional grounding circuit for phase rotation testing.

- Tester consists of two fiberglass poles with end fittings threaded for interchangeable probes
- Probe fittings couple with a high-impedance component encased in each pole
- 22 ft. length of insulated cable stores on reel affixed to one pole and connects to voltmeter on other pole
- Grounding terminal below the meter permits connection to a known ground for proper operation
- Attaches to Epoxiglas Universal Poles
- Meter displays up to 16 kV alone
- Can also read circuits through 80 kV with the thread-on Extension Resistors

Cat. ID	Description
H1879	16KV Phase Rotation Tester & Case
H1876-4	Pr. 25" Extension Resistors up to 48KV
H1876-2	Pr. 43" Extension Resistors up to 80KV
P624-2	Bag for 48KV Resistors
P624-4	Bag for 80KV Resistors
H1876-3	Replacement Case for H1879 Tester

### DC HI-POT URD TEST ADAPTER


For quick, reliable fault detection on underground cables, two units are available for phase-to-phase system voltages up to 16kV and 35kV. For use with H1876-1 Phasing Tester and Elbow or Bushing Adapters.

- **TEST NEW CABLE BEFORE INITIAL ENERGIZING**
- **TEST REPAIRED CABLE BEFORE RE-ENERGIZING**
- **TEST SUSPECT CABLE SPAN FOR FAULTS**



Cat. ID	Description
C403-1762	16KV Hi-Pot Adapter*
C403-1763	35KV Hi-Pot Adapter*
*Maximum phase-to-phase system voltage	

## DISTRIBUTION PHASING TESTER



Use Hi-Pot adapter to detect faults on URD cable. Quickly tests new, repaired, or suspect spans.

Designed for Overhead and Underground Systems with Dual Range: 5kV & 16kV Scales.

- Basic functions include identifying phases and reading line-to-line or line-to-ground voltage
- URD accessories in the Kit also permit cable-fault detection
- Consists of high-impedance components encased in two fiberglass poles with threaded end fittings for overhead probes or URD adapters
- A 22 ft.-long cable connects to voltmeter pole and stores on reel pole
- To detect faults on URD cable, Hi-Pot Adapter converts AC source to DC pulse
- Effective field method quickly tests new, repaired or suspect spans
- To check instrument before and after use, Phasing Meter Tester lead plugs into testpoint jack by meter
- Switch on Meter Tester reverses polarity for thorough field-checking procedure

Cat. ID	Description
T403-2557	Phasing Tester Kit
C403-1762	16KV Hi-Pot Adapter
T403-0857	URD Bushing Adapter (2 needed)
C403-0838	Phasing Voltmeter Tester
H1876-3	Replacement Case for T403-2557

### Phasing Tester Kit Includes:

- Dual Range Tester with 5KV & 16KV scales
- (2) 6' x 1-1/4"-dia. Epoxiglas universal handles with storage bag
- Shepherds Hook Probe
- Pigtail Hook Probe
- 16KV Hi-Pot Adapter
- (2) URD Bushing Adapters
- Phasing Voltmeter Tester
- Instruction manual
- Padded carrying case



C403-1762

T403-0857

C403-0838

## TESTER ACCESSORIES

Cat. ID	Description
T403-0602	Elbow Adapter for 8.3KV & 15KV
T403-0428	Bushing Adapter for 8.3KV & 15KV
T403-0856	Elbow Adapter for 15KV, 25KV & 35KV
T403-0857	Bushing Adapter for 15KV, 25KV & 35KV
H1876-6P	Pigtail Hook Probe
H1876-6S	Shepherd Hook Probe
H1876-6	Straight Probe



T403-0428

T403-0857

T403-0856

## NEUTRAL DETECTOR



The Regulator Neutral Detector insures that the operator has the regulator in its neutral position prior to disconnecting the regulator from the circuit

- Eliminates high or low voltages caused by cycling the regulator to the upper or lower limits and then counting steps back to neutral
- Works with step type and induction type regulators
- 0 - 2000 volt range is shown in one volt increments
- Works with all regulators up to and including 34.5KV systems
- No range selector is required
- Digital display with 1/2" tall LCD digits for easy viewing
- Lighted meter for use at night can be switched on by the operator
- 9 volt battery included

Cat. ID	Description
6709-1	Neutral Detector
A30113	Replacement Carrying Case

## VOLTAGE DETECTOR (30V-122KV)

### Cat. ID TIC300PRO

Detects AC voltage without connection via an audible signal and visual indicator.

Check high-voltage transmission lines, power distribution equipment, and downed power lines as well as lower voltage for fuses, breaker panels and power outlets.

Lightweight and rugged with integrated switch guard.

Features two measurements ranges: 1500V and 122KV, and adapts to a Hot Stick for voltages above 122kV.



## ROTATION PHASE SEQUENCE INDICATOR

This rugged and reliable instrument has a 25 - 60 frequency range and a voltage range of 60V - 600V



Cat. ID	Description
44030	Rotation Phase Sequence Indicator
44040	Carrying Case

## PHASE ROTATION TESTER

Cat. ID 6609 This tester features:

- Indication of live phase presence or phase absence
- Determination of a motor's rotation direction with or without contact
- Automatic testing
- Phase and motor rotation indicators
- Color-coded leads and alligator clips



## PHASE/MOTOR ROTATION TESTER

### Cat. ID 6610

Phase meter with voltage sensing detector clips designed to identify phase rotation on 3-phase systems and live and open/de-energized phases.

- Operating voltage: 75 to 1000VAC
- Frequency range: 45 to 65Hz
- Phase rotation LED indicators



## WIRE LENGTH METER

### Cat. ID WL140

Measures reels of both stranded and solid, 24AWG to 1000MCM wire and cable up to lengths of 20,000'.

Digital reading (+/- 1%). Auto ambient temperature adjustment.

*Includes: alligator clips, insulation piercing assemblies, probe leads, batteries and case.*



MEASURES  
CABLE  
"ON THE REEL"

## WET/DRY HOT STICK TESTER



### Cat. ID C403-3178

This 115V portable unit tests insulated live-line tools. It features wet and dry modes selected by a toggle switch and follows procedures specified by ASTM, IEEE and OSHA. Graduated meter gives precise readout of each tool's leakage current.

For testing any length fiberglass-reinforced plastic (FRP) hot stick up to 3 inches in diameter.

Will test both Wet 75kV-per-foot and Dry 100kV-per-foot in a self-contained unit. The tester detects leakage currents due to surface contamination, internal moisture and such internal conductive materials as carbon tracks.

## GROUND SET TESTER



This self contained tester uses micro-processor technology to check the resistance in protective grounding sets. Powered by 120 VAC, the tester applies Direct Current across the test specimen.

The digital display shows the resistance measured in milliohms compared with a preset threshold for the size grounding cable selected.

A green "pass" or red "fail" light also indicates the test result's relation to the adjustable threshold.

Cat. ID	Description
C403-3220	Ground Set Tester
C403-3449	Elbow Adapter
T403-3159	Straight Stud Terminal

## GROUNDS TESTING & REPAIR

Divergent Alliance offers repair, cleaning, testing & certification services for grounds and jumpers.

Testing intervals and a date stamp for each device can be established based on company specifications. Our facility in South Elgin, IL offers professional service and a fast turnaround to meet your needs.

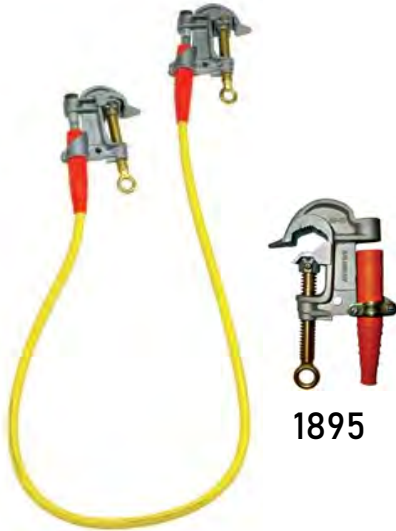


## GROUNDING COMPLETE ASSEMBLIES

### SINGLE GROUNDING ASSEMBLY

1/0 & 2/0 ground assemblies include tin plated copper ferrues and AL clamps 1895 ( .16" - 1.5" )

\*4/0 is provided with a 5H rated clamp 21075 ( .16" - 2" )



1895

Cable Length	1/0 Yellow	2/0 Yellow	*4/0 Yellow w/ 5H Clamp
3'	DAG1-10Y-03	DAG1-20Y-03	DAG1-40Y-03
6'	DAG1-10Y-06	DAG1-20Y-06	DAG1-40Y-06
8'	DAG1-10Y-08	DAG1-20Y-08	DAG1-40Y-08
10'	DAG1-10Y-10	DAG1-20Y-10	DAG1-40Y-10
15'	DAG1-10Y-15	DAG1-20Y-15	DAG1-40Y-15
30'	DAG1-10Y-30	DAG1-20Y-30	DAG1-40Y-30
45'	DAG1-10Y-45	DAG1-20Y-45	DAG1-40Y-45
50'	DAG1-10Y-50	DAG1-20Y-50	DAG1-40Y-50
75'	DAG1-10Y-75	DAG1-20Y-75	DAG1-40Y-75

**\*5H**  
clamp with 4/0 cable



21075

### THREE LEG GROUNDING SET ASSEMBLY

Three leg sets for use in vaults, ESS, low profile switch gears, sectionalizers, wall mounted metal switch cabinets.

Includes: Tin-Plated Copper Ferrues and Brass Clamps 21069 ( .12" - .83" ).



Cable Length	1/0 Yellow	2/0 Yellow	4/0 Yellow
3'	DAG3-10Y-03	DAG3-20Y-03	DAG3-40Y-03
6'	DAG3-10Y-06	DAG3-20Y-06	DAG3-40Y-06
8'	DAG3-10Y-08	DAG3-20Y-08	DAG3-40Y-08
10'	DAG3-10Y-10	DAG3-20Y-10	DAG3-40Y-10
15'	DAG3-10Y-15	DAG3-20Y-15	DAG3-40Y-15

### FOUR LEG GROUNDING SET ASSEMBLY

Includes: Tin-Plated Copper Ferrues and AL Clamps 1895 ( .16" - 1.5" ).



Cable Length	1/0 Yellow	2/0 Yellow	4/0 Yellow
3'	DAG4-10Y-03	DAG4-20Y-03	DAG4-40Y-03
6'	DAG4-10Y-06	DAG4-20Y-06	DAG4-40Y-06
8'	DAG4-10Y-08	DAG4-20Y-08	DAG4-40Y-08
10'	DAG4-10Y-10	DAG4-20Y-10	DAG4-40Y-10
15'	DAG4-10Y-15	DAG4-20Y-15	DAG4-40Y-15



## UNDERGROUND DISTRIBUTION GROUNDING SETS

### GROUNDING ELBOW SETS FOR SINGLE-PHASE OR THREE-PHASE SWITCHES & TRANSFORMERS

Both 15 kV and 25 kV elbows are available with connectors for 1/0 or 2/0 cable. Assembled sets for 15 kV and 25 kV are available for single phase or three phase grounding requirements. The fault duty rating for 200 amp grounding elbows is 10 kA for 10 cycles per IEEE 386.

### SINGLE GROUNDING ASSEMBLY

Includes Elbows, Tin Plated Copper Ferrules and a Brass Clamp ( 21069 ).



Cable Size	Cat. ID	Length	Application
1/0	DAG1-10Y-6-E15	6'	15KV
1/0	DAG1-10Y-6-E25	6'	25KV
2/0	DAG1-20Y-6-E15	6'	15KV
2/0	DAG1-20Y-6-E25	6'	25KV

### 3 Leg Elbow Cluster Grounds

These standard three phase sets have a tri connector plate (22782) connecting all three legs to one neutral application clamp. Includes Elbows, Tin Plated Copper Ferrules and a Brass Clamp ( 21069 ).



Cable Size	Cat. ID	Length	Application
1/0	DAG3-10Y-6-E15	6'	15KV
1/0	DAG3-10Y-6-E25	6'	25KV
2/0	DAG3-20Y-6-E15	6'	15KV
2/0	DAG3-20Y-6-E25	6'	25KV
1/0	DAG3-10Y-8-E15	8'	15KV
1/0	DAG3-10Y-8-E25	8'	25KV
2/0	DAG3-20Y-8-E15	8'	15KV
2/0	DAG3-20Y-8-E25	8'	25KV

### 4 Leg Elbow Cluster Grounds

Standard three phase sets have a 4 ft. tail connecting to a 2374 four wire connector with 2 ft. leads for the elbows. Sets can be factory assembled to customer specifications. Provided with Tin Plated Copper Ferrules and a Brass Clamp ( 21069 )



Cable Size	Cat. ID	Length	Application
1/0	DAG4-10Y-6-E15	6'	15KV
1/0	DAG4-10Y-6-E25	6'	25KV
2/0	DAG4-20Y-6-E15	6'	15KV
2/0	DAG4-20Y-6-E25	6'	25KV
1/0	DAG4-10Y-8-E15	8'	15KV
1/0	DAG4-10Y-8-E25	8'	25KV
2/0	DAG4-20Y-8-E15	8'	15KV
2/0	DAG4-20Y-8-E25	8'	25KV

## Custom Grounds Assembly



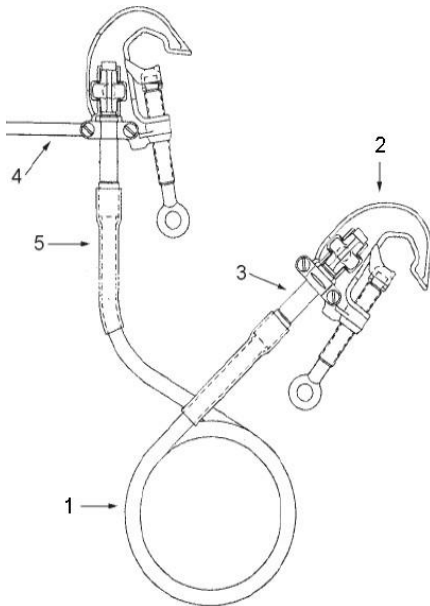
### Custom Grounds & Jumpers made to your Specifications

At Divergent Alliance, we provide custom grounding cable building, testing, and repair services for utility workers in the Chicagoland area. We understand how to properly build and repair personal protective grounding sets and our electrical safety equipment testing will ensure that your grounding is effective for your safety.

### HOW TO ORDER GROUND SETS

Choose Complete Assemblies  
OR

Create a Custom Set by selecting Individual Components Below:



- 1. Cable**  
Select your cable Length, Jacket Type, and Adequate Capacity to Withstand Maximum Potential System Fault Current Magnitude and Full Time Duration
- 2. Clamps**  
Select clamps based on Clamping size range, Current Capacity, Application Clearance, and Terminal Connection Type (threaded or pressure type)
- 3. Ferrules**  
Ferrules are available in Aluminum or Copper, Fit Cable Size, and Connection Type to Match Clamp (threaded or pressure type)
- 4. Support Stud**  
This option recommended on only one clamp to help control lifting the set to the first clamp attachment point.
- 5. Shrink Tubing**  
This option recommended for stress relief and inspection of cable strands between ferrule and jacket.

**NOTE: DO NOT USE WELDING CABLE ON GROUND SETS**  
*Responsibility for selection of the proper product or application rests solely with the purchaser*

## Grounds Testing

### When was the last time your grounds and jumpers were tested?

Divergent Alliance offers repair, cleaning, testing, and certification programs to meet individual customer requirements. Collect all your used and potentially dangerous grounds and jumpers and have Divergent Alliance refurbish to like new condition.

Best Practices for Testing: Grounds & Jumpers			
	After Every Job	1 Year	If Damage Suspected
Grounds	Optional	Recommended	Required
Jumpers	Optional	Recommended	Required

Cat. ID RTP1 - Grounds Proof Test  
Cat. ID RT-(length) - Retest & Clean

## COPPER GROUNDING CABLE

Yellow	Clear						
Cat. ID	Cat. ID	AWG	Str. Dia.	15 Cycles*	30 Cycles*	Continuous Current	1,000FT / lbs Y   C
2136	2128	#2	.35"	14,500	10,000	200	282   289
2137	2129	1/0	.45"	21,000	15,000	250	488   520
2138	2133	2/0	.49"	27,000	20,000	300	537   546
2139	2288	4/0	.62"	43,000	30,000	400	836   841
*Short Circuit Withstand AMPS, RMS, 60Hz Black Jacket Cable also Available							



**Yellow Cable Jacket:** Thermoplastic Elastomer (TPE)

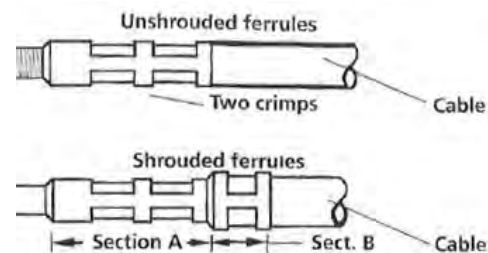
**Clear Cable Jacket:** Clear polyvinyl chloride (PVC)

This superior quality grounding cable is furnished with 30 ga. (class K) ASTM Class B flexible soft drawn electrolytic copper. The extra fine strands allow for greater flexibility and handling ease. A water-resistant safety insulator separates the outer sheath.

## TIN PLATED COPPER FERRULES



	Cable	Cat. ID	Description	T&B Strand Die (Sect. A)
A	#2	2022	Unshrouded - Threaded	50
	1/0	2023	Unshrouded - Threaded	50
	2/0	2024	Unshrouded - Threaded	60
	4/0	2025	Unshrouded - Threaded	66



A. COPPER PLAIN UNSHROUDED

B. COPPER PLAIN SHROUDED

	Cable	Cat. ID	Description	T&B Strand Die (Sect. A)	T&B Jacket Die (Sect. B)
A	#2	24420	Unshrouded - Plain / Pressure Terminals	50	---
	1/0	24421	Unshrouded - Plain / Pressure Terminals	50	---
	2/0	24422	Unshrouded - Plain / Pressure Terminals	60	---
	4/0	24423	Unshrouded - Plain / Pressure Terminals	66	---
B	#2	24424	Shrouded - Plain / Pressure Terminals	50	71
	1/0	24425	Shrouded - Plain / Pressure Terminals	50	71
	2/0	24426	Shrouded - Plain / Pressure Terminals	60	76
	4/0	24427	Shrouded - Plain / Pressure Terminals	66	106

### C-TYPE GROUNDING CLAMPS



**T600-0658**  
Smooth Jaws



**C600-2255**  
Smooth Jaws  
Class A  
**C600-2256**  
Serrated  
Jaws, Class B



**C600-2281**  
Smooth Jaws,  
Class A  
**C600-2282**  
Serrated  
Jaws, Class B



**C600-2300**



**C600-2100**  
w/Drilled  
Terminal



**HC-10015**

**C600-2101**  
w/Tapped  
Terminal

Cat. ID	T600-0658	C600-2255 C600-2256	C600-2281 C600-2282	C600-2300	C600-2100 C600-2101	HC-10015
Clamp Range	.162-2.0"	.162-2.0"	.16-2.0"	1" ball studs	1" ball studs	20 mm ball stud
Material	Aluminum	Aluminum	Aluminum	Bronze	Bronze	Tin Plated Copper
Terminal	Tapped for Threaded Ferrule	Tapped for Threaded Ferrule	Pressure Type	Pressure Type	Threaded	Drilled for Threaded Terminals
<b>Electrical Ratings</b>						
Continuous Current (AMPS)	400	400	400	---	---	---
Fault Current - 15 Cycles (AMPS)	43,000	43,000	43,000	43,000	43,000	20,000 (IEC) 21,000 (ASTM)
Fault Current-30 Cycles (AMPS)	30,000	30,000	30,000	30,000	30,000	35,000 (IEC) 43,000 (ASTM)
<b>Mechanical Ratings</b>						
Torque (in -lb.)	250	250	250	250	250	250
Main Line Range - Max	2" O.D. Bus	2" O.D. Bus	2" O.D. Bus	1" dia. Ball Stud	1" dia. Ball Stud	20 mm Ball Stud
Main Line Range - Min	#6 Sol. Cu (.162)	#6 Sol. Cu (.162)	#6 Sol. Cu (.162)			
Jumper Range - Max	4/0 Grd. Cable	4/0 Grd. Cable	4/0 Grd. Cable	4/0 Grd. Cable	4/0 Grd. Cable	1/0 Grd. Cable
Jumper Range - Min	#2 Grd. Cable	#2 Grd. Cable	#2 Grd. Cable	#2 Grd. Cable	#2 Grd. Cable	#2 Grd. Cable
Weight	1.75 lb.	1.75 lb.	2 lb.	1 lb.	1 lb.	1.55 lb.
ASTM Designation	Type 1 Class A Grade 5H	Type 1 Grade 5	Type 1 Grade 5	Type 1 Class A Grade 5	Type 1 Class A Grade 5	Type 1 Class A Grade 1H

### TRUCK GROUNDING BALL STUDS

Ball Studs permanently mount on truck body.

Ball Stud Cover protects stud when not in use.



**21191** Short Ball Stud



**21192** Long Ball Stud



**21236**  
Ball Stud Cover

## C-TYPE GROUNDING CLAMPS



T600-0466

C600-1754

C600-1743

G3605-1

G3367-2

12282

Cat. ID	T600-0466	C600-1754	C600-1743	G3605-1	G3367-2	12282
Clamp Range	.162"-.814"	.128"-.998"	.162"-1.5"	.162"-2"	.232"-2.5"	.398"-6.625"
Material	Bronze	Aluminum	Aluminum	Aluminum	Aluminum	Aluminum
Terminal	Drilled for Threaded Ferrule	Tapped for Threaded Ferrule	Tapped for Threaded Ferrule	Pressure Type	Pressure Type	Pressure Type
Jaws	Smooth	Smooth	Smooth	Smooth	Smooth	Serrated
<b>Electrical Ratings</b>						
Continuous Current (AMPS)	250	350	400	400	400	400
Fault Current - 15 Cycles (AMPS)	21,000	27,000	43,000	43,000	43,000	54,000
Fault Current-30 Cycles (AMPS)	15,000	20,000	30,000	30,000	30,000	39,000
<b>Mechanical Ratings</b>						
Torque (in -lb.)	200	250	250	250	250	250
Main Line Range - Max	477 kcmil ACSR (.814)	750 kcmil Str. Cu. 636 kcmil ACSR (.998)	1000 kcmil Cu. 1590 kcmil ACSR (1.50)	2" O.D. Bus	2.5" O.D. Bus	6.625" O.D. Bus
Main Line Range - Min	#6 Sol. Cu. (.162)	#8 Sol. Cu. (.128)	#6 Sol. Cu. (.162)	#6 Sol. Cu. (.162)	#4 Str. Cu. (.232)	1/0 Str. (.398)
Jumper Range - Max	1/0 Grd. Cable	2/0 Grd. Cable	4/0 Grd. Cable	4/0 Grd. Cable	4/0 Grd. Cable	4/0 Grd. Cable
Jumper Range - Min	#2 Grd. Cable	#2 Grd. Cable	#2 Grd. Cable	#2 Grd. Cable	#2 Grd. Cable	1/0 Grd. Cable
Weight	1.5 lb.	1 lb.	1.5 lb.	1.75 lb.	2-3/8 lb.	5.5 lb.
ASTM Designation	Type I Class A Grade 2	Type I Class A Grade 3	Type I Class A Grade 5	Type I Class A Grade 5	Type I Class A Grade 5	Type 1 Class A Grade 6

## BALL & SOCKET SYSTEM

The Internal Thread Ball Stud is tapped for a 1/2-13 UNC bolt having a length of at least 1". The Ball Stud Cover allows for multiple angle applications with a clampstick.



**SNAP ON GROUNDING CLAMPS**

Cat. ID	C600-2232	C600-2231	C600-0434	C600-0197	C600-1734	G3622-1	G1810-2
Clamp Range	1/8" - 1.5"	1/8"-1.5"	.162"-1.506"	.162"-1.506"	.162"-1.162"	.162-1.162"	.162"-.574"
Clamp Body	Bronze	Bronze	Aluminum	Aluminum	Aluminum	Aluminum	Aluminum
Terminal	Drilled for Threaded Ferrule	Drilled for Threaded Ferrule	Pressure Type	Tapped for Threaded Ferrule	Threaded	Pressure Type	Pressure Type
Jaws	Serrated	Serrated	Serrated	Serrated	Smooth	Smooth	Smooth
<b>Electrical Ratings</b>							
Continuous Current (AMPS)	400	400	400	400	400	400	300
Fault Current 15 Cycles (AMPS)	43,000	43,000	43,000	43,000	43,000	43,000	27,000
Fault Current 30 Cycles (AMPS)	30,000	30,000	30,000	30,000	30,000	30,000	20,000
<b>Mechanical Ratings</b>							
Torque (in -lb.)	250	250	250	250	250	250	250
Main Line Range - Max	1-1/2" Angle 1-1/2" Flat	1-1/2" Angle 1-1/2" Flat	950 kcmil Cu. 1510 kcmil ACSR (1.506)	950 kcmil Cu. 1510 kcmil ACSR	556 kcmil Cu. 900 kcmil ACSR (1.162)	556 kcmil Cu. 900 kcmil ACSR (1.162)	250 kcmil Cu. 4/0 ACSR (.574)
Main Line Range - Min	1/8"	1/8"	#6 Sol. Cu. (.162)	#6 Sol. Cu. (.162)	#6 Sol. Cu. (.162)	#6 Sol. Cu. (.162)	#6 Sol. Cu. (.162)
Jumper Range - Max	4/0 Grd Cable w/Thread Stud	4/0 Grd Cable w/ Thread Stud	4/0 Grd Cable w/ Plain Plug	4/0 Grd Cable w/ Thread Stud	4/0 Grd Cable w/ Thread Stud	4/0 Grd Cable w/ Plain Plug	4/0 Grd Cable w/ Plain Plug
Jumper Range - Min	#2 Grd Cable w/Thread Stud	#2 Grd Cable w/Thread Stud	#2 Grd Cable w/ Plain Plug	#2 Grd Cable w/Thread Stud	#2 Grd Cable w/Thread Stud	#2 Grd Cable w/Plain Plug	#2 Grd Cable w/Plain Plug
Weight	2 lb	2 lb	1.5 lb	1.5 lb	1.5 lb	1.5 lb	1.5 lb
ASTM Designation	Type I Class B Grade 5	Type III Class B Grade 5	Type I Class B Grade 5	Type I Class B Grade 5H	Type I Class A Grade 5	Type I Class A Grade 5	Type I Class A Grade 3

## GROUNDING CLAMPS



21030



1853



4369



4345



21953



21074



C600-1732  
All Angle  
Ground Clamp

Cat. ID	21030	1853	4369	4345	21953	21074	C600-1732
Clamp Range	.16"-1.1"	.16"-1.65"	.06"-1.26"	.06"-1.26"	1.75"-3.5"	.16"-2"	.258"-2.88"
Material	Aluminum	Aluminum	Aluminum	Aluminum	Aluminum	Aluminum	Aluminum
Terminal	Threaded	Threaded	Threaded	Threaded	Threaded	Threaded	Tapped for Threaded Ferrule
Jaws	Smooth	Serrated	Serrated	Serrated	Smooth	Smooth	Serrated
<b>Electrical Rating</b>							
Continuous Current (AMPS)	400	400	400	400	400	400	400
<b>Mechanical Ratings</b>							
Main Line Range - Max	795KCM ACSR	1590MCM ACSR	1.5" Flat or Square	1.5" Flat or Square	3" IPS	3000 KCM ACSR	2-12 IPS (2.88")
Main Line Range - Min	#6	#6	.06" Flat or Square	.06" Flat or Square	1.5" IPS	#6	#2 Sol. Cu (.258")
Weight	1.1 lb	1.5 lb	2.0	2.1 lb	2.9 lb	2.1 lb	3.25 lb.
ASTM Designation	Class A Grade 5	Class B Grade 5	Class B Grade 5	Class B Grade 5	Class A Grade 5H	Class A Grade 5H	Class B Grade 5



### SHRINK TUBING



Clear heat shrink tubes provide stress relief, corrosion protection, and visual inspection.

Cat. ID	Description
P600-1593	6" Pc. Shrink Tubing
P600-1594	9" Pc. Shrink Tubing

### SUPPORT STUDS

These support studs can be installed in place of the restraining strap immediately below the pressure terminal. The stud serves as a parking stand for a second clamp.



### 3-WAY & 4-WAY GROUND CONNECTORS



### INSULATED HANGER

**Cat. ID S1600-7**  
The Insulated hanger serves as a convenient parking stand while linemen are installing Jumper or Grounding Clamps on lines up to 34.5 kV. The bronze double stud fitting is 1/2" x 3 1/2" on each side.



### CLUSTER BARS



- For phase-to-phase grounding with wood, steel and concrete poles and tower angles
- 5" aluminum alloy bar for C clamps or duckbill
- Adjustable wheel binder and 36" chain
- Hook style for attachment to tower angles

Cat. ID	Description
6767	Pole Mount Cluster Bar
T600-1737	Tower Mount Cluster Bar

### CLUSTER SUPPORT - 1 TERMINAL

**Cat. ID C600-0152**

- Hangs grounding sets on the pole to facilitate lifting clamps one at a time to the conductors
- Accepts plain ferrules on the #2 to 4/0 grounding cable
- Copper bar length is 11"




### LOCK OUT CARD HOLDER

**Cat. ID 5505**  
Card holder with two position snap loop. Transparent on one side.  
10.5" x 6.5"



### TAGGING DEVICE

**Cat. ID TD - Orange Salcor** **Cat. ID 1000 - Yellow Poly** For tagging open disconnect switches. 7.25"



### WARNING MARKER

**Cat. ID 1632-GR-3VS**  
Warning marker with reflective striping for night time visibility. Hook & Loop attachment with snap-tight closure for extra security





## GROUNDING REEL



### Cat. ID GRS-17

Heavy duty steel grounding reel with easy cable pay-out and spring rewind. Cable capacity is 75' of #2, 75' of 1/0, and 65' of 2/0. Rated to 43kA for 30 cycles, but the size and spring pull force of the reel limits use to 2/0 cable and smaller. Maximum fault rating of 2/0 cable is 27kA.

*Order cable separately.*

## CABLE STORAGE REEL



### Cat. ID SR20

Manual storage reel with cable guide holds 85' of 2/0 ground cable.

## ELECTRO-STATIC PRECIPITATOR GROUNDING TOOL

### Cat. ID 6768

- Designed to safely remove the static charge after de-energizing for service work
- Grounding tool is factory assembled to include the following components: Brass alloy "U" shaped hook to engage precipitator plates, Fiberglass pole for installation, #2 Str. Copper Grounding Cable with safety yellow neoprene jacket, Ground Clamp
- Includes Electro Static Precipitator Grounding Tool, 4' Fiberglass Pole, 6' Grounding Lead, & C-Head Ground Clamp



## SPIKING TOOL

### Cat. ID 1715EPP

This hydraulic ground spike is used for grounding and draining a cable after it has been de-energized and before contact is made.



Each assembly has a 30' insulated hydraulic hose and a hand-operated hydraulic pump. The ground lead is a 1/0 x 6' copper cable with a clamp end for connection to a local system ground. 1,200 psi; Wgt: 28 lbs.

### Cat. ID 1715-66

Similar and larger than the model above except this unit utilizes a blade in place of a spike which will make contact with all three conductors of the sector cable. 10,000 psi; Wgt: 85 lbs.

### Cat. ID 1712GA

Manual version of the 1715 model to be used with a shot gun.

### Cat. ID 1712U

Same as above but with universal attachment




1712GA



### TRAVELING GROUND



336A



1590C

Traveling grounds reduce the possibility of electric shock due to accidental contact with energized conductors during stringing operations.

Cat. ID	Description	Range	Weight
336A	Traveling Ground (up to	.25"-.741"	3 lb
1590C	Traveling Ground (up to 1590MCM)	.25"-1.545"	12 lb

### TEMPORARY GROUND RODS

#### Cat. ID G3370

This reusable, copper clad Screw Ground Rod provides a temporary ground where a system ground is not available. When installed, the 6' spiraled ground rod develops less resistance than straight ground rods. However, actual effectiveness depends upon soil properties. *Convenient for truck grounding applications.*



G3370

4370

#### Cat. ID 4370

Similar to above, this 5/8" diameter copper weld rod features a 12" bronze handle. 74" overall length.

### GROUND ROD DRIVER

This manual Ground Rod Driver will drive rods fast and safely. An eight foot rod can be driven below ground level with ease. The side handles combined with an internal hammer to get the job done without any damage to the rod tip. 28 lbs.



Cat. ID	Description
GP	Ground Rod Driver for 5/8" Rods
GP-34	Ground Rod Driver for 3/4" Rods

### ROLLING GROUND



Cat. ID MTR-001  
Rollers have a 5" diameter and 3" width. 23 lbs.

### TEMPORARY TRUCK GROUND



#### Cat. ID 958-TG

The temporary truck grounding tool allows for easy safe driving of a temporary ground rod and also easy removal. The exposed end of this tool is internally threaded, so that a standard 5/8" sectional rod can be threaded into the shaft. The ground rod then can be driven to the desired depth and a suitable clamp attached to the rod. Cable not included.

### THREADED GROUND ROD



#### Cat. ID CGR58-6T

5/8" x 6' Copper Ground Rod. Other lengths available upon request.

### DRIVE HEAD

Cat. ID CTDH58 - 5/8" Threaded  
Cat. ID CDH58 - 5/8" Non-Threaded



### GROUND ROD COUPLER

Cat. ID CTC58 - 5/8" Threaded



### DRIVE POINTS

#### Cat. ID DP58U

Attach this hardened, sharp point to your ground rod tips and make driving easier while reducing drag along rod length.



## PORTABLE PROTECTIVE GROUND MAT

These vinyl-polyester ground mats come in a standard mat and anti-skid mat. It has high ampacity, tinned-copper braid sewn into a grid pattern which connects to a six inch termination stud on the corner of the mat.

Foldable, rollable, reversible, and easy to clean. Anti-skid is best choice for snow or rain conditions.

Standard Mat			
Cat. ID	Size	Color/Material	Weight
<b>6610</b>	58"x58"	Yellow/Vinyl Polyester	5 lb.
<b>6615</b>	58"x120"	Yellow/Vinyl Polyester	10 lb.
<b>6620</b>	120"x120"	Yellow/vinyl Polyester	20 lb.



6610

Anti-Skid Mat			
Cat. ID	Size	Color/Material	Wgt
<b>6610-NS</b>	58"x58"	Black/Hypalon-Marine Fabric	5 lb.
<b>6615-NS</b>	58"x120"	Black/Hypalon-Marine Fabric	10 lb.
<b>6620-NS</b>	120"x120"	Black/Hypalon-Marine Fabric	20 lb.



6610-NS

## EQUI-MAT PERSONAL PROTECTIVE GROUND GRID


Equi-Mat provides an easy way to help establish an equipotential zone for a line worker to stand on during various energized and de-energized work practices. It is portable and simple to use, maintain and store. Multiple mats can be connected to form larger work grids. Properly applied, the Equi-Mat accomplishes compliance with OSHA 1910.269.



Cat. ID	Description
<b>PSC6003080</b>	24"x24" Ground Grid & Long Ball Stud (for use in personnel bucket)
<b>C6002850</b>	58"x58" Ground Grid & Long Ball Stud
<b>C6002989</b>	58"x58" Ground Grid Complete Kit
<b>C6002851</b>	58"x120" Ground Grid & Long Ball Stud
<b>C6002990</b>	58"x120" Ground Grid Complete Kit
<b>C6002852</b>	120"x120" Ground Grid & Long Ball Stud
<b>C6002991</b>	120"x120" Ground Grid Complete Kit
Kit includes Ground Grid, Long Ball Stud, 6' Ground Set, & Storage Bag	



## GROUNDING INSULATED RATCHET CUTTER



**Cat. ID 1411-108**  
Storage Bag  
7.5"W X 108"H

**Cat. ID 8HC-6L**

This unique, 8' fiberglass handled cutter comes with an attached, 6'- 1/0 ground cable and clamp eliminating the need for a spiking operation. Cutting Capacity: 1000MCM Aluminum, 500MCM Copper

## CONDUCTOR CLEANING BRUSHES

**Cat. ID M4455-93**

5" x 1-1/4" dia. tubular brush has stainless steel bristles enclosed reducing the chance of damaging rubber gloves.



**Cat. ID 4337**

This 3" x 1-1/4" dia. tubular brush is used in confined areas such as between two previously installed connectors or clamps.



**Cat. ID M4455-92**

Tube type hot stick brush with universal adapter.



## BRUSH BLADE



Two tools in one: wire brush for cleaning up to 1000MCM conductor and a blunt tip knife blade that locks in open position and can be closed when not in use.

Cat. ID	Description
BB-1	Brush Blade
WB-1	Replacement Wire Brush

## CONDUCTOR CLEANER

**Cat. ID CS-17**

This flexing conductor cleaner utilizes a poly, "bow" frame to hold its 1-1/2" x 24" strip of emery cloth.



Always use a wire brush on bare conductor to remove oxides and contaminants before attaching grounds, jumpers, taps, splices or connectors.




"V" position of brushes gives two-sided cleaning action. As brushes wear, they can be rotated so that unused bristles will come in contact with conductor.

Cat. ID	Description
M1889	Handheld brush
10-178	Brush with a hole in handle for use with shotgun
M4455-63	Brush with universal adapter for use with a hot stick
M1899	Box of 10 replacement brushes
USCC-004	Large Conductor Brush for use with shotgun

## SAND SCREEN

**Cat. ID NO180**

9" x 11," 180 grit washable and reusable sheets for cleaning conductor. 25 sheets per pack



## Custom Jumper Assemblies



### Custom Jumpers made to your Specifications

At Divergent Alliance, we provide custom grounding cable building, testing, and repair services for utility workers in the Chicagoland area. We understand how to properly build and repair personal protective grounding sets and our electrical safety equipment testing will ensure that your grounding is effective for your safety.

### HOW TO ORDER JUMPER SETS

Choose Complete Assemblies  
OR

Create a Custom Set by selecting Individual Components Below:

#### Cable

Select your cable Length and Size

#### Clamps

Select clamps

#### Connectors

Connectors come Tin Plated Copper, unless otherwise specified

## Jumper Testing

### When was the last time your grounds and jumpers were tested?

Divergent Alliance offers repair, cleaning, testing, and certification programs to meet individual customer requirements. Collect all your used and potentially dangerous grounds and jumpers and have Divergent Alliance refurbish to like new condition.

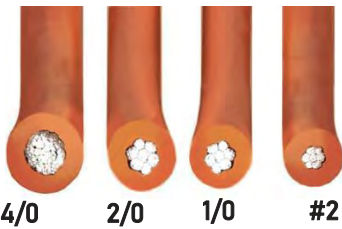
Best Practices for Testing: Grounds & Jumpers			
	After Every Job	1 Year	If Damage Suspected
Grounds	Optional	Recommended	Required
Jumpers	Optional	Recommended	Required

## 15KV JUMPER SETS - COMPLETE ASSEMBLIES



These pre-assembled JUMPER sets are offered in a range of sizes and lengths. Clear jumper clamps are assembled on orange/red (15KV) jumper cable below. Tin plated, threaded ferrules with shrink tubing are used on all sets offering excellent connection and strain relief properties.

COMPLETE JUMPER SET ASSEMBLIES W/ 2115 CLEAR CLAMP - GRIP RANGE OF .162"-1.25"			
Cable Size			
Cable Length	1/0	2/0	4/0
6'	DAJA-10-06	DAJA-20-06	DAJA-40-06
8'	DAJA-10-08	DAJA-20-08	DAJA-40-08
10'	DAJA-10-10	DAJA-20-10	DAJA-40-10
12'	DAJA-10-12	DAJA-20-12	DAJA-40-12
16'	DAJA-10-16	DAJA-20-16	DAJA-40-16
22'	DAJA-10-22	DAJA-20-22	DAJA-40-22



## JUMPER CABLE

FLEXIBLE INSULATED JUMPER CABLES are lightweight and resistant to oil, heat, moisture, ozone and abrasion. The cable is embossed every three feet with the conductor size and kV rating. All jumper cables use fine stranded conductor and a new EPR low temperature unipass orange CV cured jacket. The fine stranded copper conductor is alloy coated and assembled in a unidirectional rope lay for extra flexibility. The conductor has a semiconducting shield surrounding it to relieve voltage stress and improve dielectric strength and service life.

Cable meets requirements of ASTM F2321.

Cat. ID	KV Rating	Size AWG	Max Amps Continuous	Strand	Approx. Cable O.D.	Wgt. Per 1000'
2754	15KV	#2	200	.320"	.75"	438 lb
2755	15KV	1/0	250	.403"	.83"	598 lb
2756	15KV	2/0	300	.456"	.90"	707 lb
2757	15KV	4/0	400	.592"	1.01"	1047 lb
21300	25KV	1/0	250	.403"	1.06"	650 lb
21060	25KV	2/0	300	.456"	1.10"	750 lb
2059	35KV	1/0	250	.403"	1.22"	950 lb
4370	35KV	2/0	300	.48"	1.31"	1060 lb

## JUMPER CLAMP CONNECTORS



Cable	Cat. ID	Description	T&B Jacket Die
#2	2022	Tin Plated Copper Unshrouded	50
1/0	2023	Tin Plated Copper Unshrouded	50
2/0	2024	Tin Plated Copper Unshrouded	60
4/0	2025	Tin Plated Copper Unshrouded	66

Connectors come complete with nut and lock washer.

## INSULATED JUMPER CLAMPS



Cat. ID	2271	2116	2270	2115	1610
Voltage PHZ - PHZ	36KV	36KV	36KV	36KV	36KV
Material	Orange Polyethylene	Clear Plastic	Orange Polyethylene	Clear Plastic	Orange FRP
Continuous Current (AMPS)	400	400	400	400	400
Main Line - Max	954MCM .125"	954MCM .125"	954MCM 1.25	954MCM 1.25"	954MCM 1.25"
Main Line - Min	#6 .162"	#6 .162"	#6 .162"	#6 .162"	#6 .162"
Weight	3 lb	3 lb	3 lb	3 lb	3 lb

\*Sold in Pairs

## INSULATED HANGERS

### Cat. ID S1600-7

The Insulated hanger serves as a convenient parking stand while linemen are installing Jumper or Grounding Clamps on lines up to 34.5kV. The bronze double stud fitting is 1/2" x 3 1/2" on each side.



### Cat. ID 3477

Designed to provide safety when installing and removing energized jumpers. Can be installed with a shotgun or rubber gloves. 12" fiberglass shaft with 1/2" fiberglass hanger bar.



## JUMPER STORAGE BAG

### Cat. ID 2184

Yellow vinyl bag measures 18 1/2"L x 12"W x 13 1/2"H



## JUMPER SUPPORT

Designed to support a jumper wire and eliminate jumper clamp sag.



Cat. ID	Description
USJH-001	Jumper Hook - 11" x 4.5" x 5"
USJH-002	Jumper-Aid™ - 14" x 10" x 1"

USJH-002



## BREAK-SAFE® LOADBREAK & PICKUP TOOL

Functions as a load break and load pick-up tool and can be used to rapidly de-energize and re-energize up to 46 kV line segments for repair while minimizing customer power outages.


- Acts as a portable switch to provide repair/maintenance convenience and flexibility.
- Use an insulated fiberglass hot stick to extend the black strap and break load.
- Activate the side-mounted trigger to pick-up load.
- A locking safety pin ensures the tool stays in either the open or closed position until the operator is ready to proceed.
- Duckbill style head option available to allow installation and removal using a fiberglass shotgun stick.

Cat. ID	Description	Length	Weight
<b>15kV @ 300 Amp (phase to ground)</b>			
BS15-1	with Floating Head for Glove Work	18"	5 lbs.
BS15-2	with Duck Bill clamp for Hot Stick Work		
5715	Padded Storage Case		
<b>27kV @ 300 Amp (phase to ground)</b>			
BS27-1	with Floating Head for Glove Work	26.5"	7 lbs.
BS27-2	with Duck Bill clamp for Hot Stick Work		
5727	Padded Storage Case		
<b>46kV @ 200 Amp (phase to ground)</b>			
BS46-1	with Floating Head for Glove Work	39"	10 lbs.
BS46-2	with Duck Bill Clamp for Hot Stick Work		
5746	Padded Storage Case		
<b>Main line clamp range min #6 solid (.162) - max 954 ACSR (1.14")</b>			

- Rubber gloves should be worn while installing
- Contacts are spring loaded and can be closed by pulling an insulated lanyard, putting the operator away from the tool during pickup operations
- Fiberglass rod, attached to the end of the lanyard, is used to recock the contacts
- Do not use to break loads

## LOAD PICK UP TOOLS

ORDER CABLE AND CLAMPS SEPARATELY



Cat. ID	Description	Main Line Range		KV Rating	Current Rating	Jumper Size	Wgt
		Max	Min				
<b>C403-1631</b>	Load Pickup Tool	#6 Cu	795 kcmil	15 KV	250A	#2 or 1/0	6.4 lb
<b>6600</b>	Load Pickup Tool / Clamp	6 Solid .16 dia	1033MCM 1.25 dia	29.2 KV	300A	2/0	5.9 lb
<b>6605</b>	Load Pickup Tool / Stud	6 Solid .16 dia	1033 MCM 1.25 dia	29.2 KV	300A	2/0	6.2 lb



## 25KV LOAD-RANGER® XLT



- Portable Loadbreak Tool
- Max Voltage: 25KV
- Max Amperage: 900 amp
- Includes counter
- Lightweight at 4.2 lbs
- Reset function is located on the side where it won't pinch your fingers
- 8.2" metal to metal clearance during stroke

Cat. ID	Description
USLR-XLT-1	Load-Ranger® only
USLR-XLT-1-H	Load-Ranger® with hard case
USLR-XLT-1-S	Load-Ranger® with soft case

## 27KV-38KV LOAD-RANGER® XLT



- Portable Loadbreak Tool
- Voltage Range: 27KV-38KV
- Max Amperage: 900 amp
- Includes counter
- Lightweight at 4.85 lbs
- Reset function is located on the side where it won't pinch your fingers
- 12.2" metal to metal clearance during stroke

Cat. ID	Description
USLR-XLT-2	Load-Ranger® only
USLR-XLT-2-S	Load-Ranger® with soft case

## JACK JUMPER™ CUTOUT BY PASS TOOL

Use to bypass an overhead cutout without the use of jumper cables. Indispensable for fuse coordination tasks and permits easy bypass of an underground dip.

- Installation and removal is done with a shotgun stick.
- One end attaches to the cutout arcing horn and the other attaches to the fuse holder lower casting
- Rated for 100 ampere continuous duty.


Cat. ID	Cutout Voltage Rating	Cutout Current Rating
USJJ-001	15KV	100 amp
USJJ-002	25KV	100 amp
USJJ-005	25KV & 38KV	100 amp
Add "H" for Hard Case or "S" for Soft Case option Other models available		



## GRAB-IT™ CUTOUT FUSE TOOL REMOVER

Cat. ID GRAB-IT-1

Safely remove or install overhead fuse barrels. Provides positive control of the fuse barrel even in high wind conditions to prevent accidental drops. Simply sweep behind the fuse barrel and lift.



## LOADBUSTER



5300R3

This **Portable Loadbreak Tool** is the original, light-weight, easy-to-use loadbreak tool for use with disconnects, cutouts, and power fuses. It brings load switching capability through 34.5 kV and 600 amperes nominal, 900 amperes maximum to a wide variety of devices on your distribution system.

- Interrupts with no external arc and meets OSHA requirements for opening circuits under load
- Handles all live-switching duties including transformers, lines, cables, and capacitors through 38 kV, 900 A
- Robust, low-maintenance design stands up to 2000 operations between inspections
- Operation counter tracks tool use to help determine maintenance needs
- Cuts installation and operation costs. No need for interrupters on each device.
- ***Live switching can be done at the point that minimizes the length of the planned outage and affects the fewest consumers.***




5400R3

Cat. ID	Description	Range	Max Voltage	Weight
5300R3	Loadbuster for Overhead	14.4KV-25KV	27KV	6 lb
5400R3	Loadbuster for Overhead	25KV-34.5KV	38KV	7 lb
5300R3-E	Loadbuster for Pad Mount Gear	14.4KV-25KV	27KV	6 lb
5380	Case (fits both models)	--	--	4 lb

### Loadbuster Operation:

1. The tool's anchor is simply hung on the attachment hook of the disconnect, cutout or power fuse
2. Then the pull ring is engaged with Loadbuster's pull-ring hook, held fast by the pull-ring latch.
3. A firm, steady downward pull opens the switching device and trips the internal, interrupting circuit.
4. Loadbuster can be instantly reset.



## TEMPORARY CUTOUT TOOL

This 15kv temporary cutout tool provides fuse protection during live-line maintenance. Simply clamp it onto primary conductor with a clampstick.


- To provide fuse protection during live line maintenance, temporary cutout tool simply clamps onto primary conductor with a Grip-All clampstick
- Brass stud at lower end accepts clamp on temporary tap jumper
- Insulated bushing and hot parts are from Type C Polymer cutouts
- Upper contact with integral sleet shield and hooks for operation by loadbreak tool and lower trunnion of cast bronze
- Fusetube must be fitted with fuselink rated no larger than 100 amps
- Main line range: #6 (.162") to 1033 kcmil ACSR (1.25")



Fuse Tube 100 Amps Continuous Current:				
Cat. ID	System Class	Interrupt Capacity	Weight	Repl. Fuseholder
PSC601-0341	15KV	10,000 amps	7.25 lb	T710112T
PSC601-0342	27KV	8,000 amps	10.5 lb	T710211T

Solid Blade 300 Amps Continuous Current				
Cat. ID	System Class	Momentary Capacity	Weight	Repl. Solid Blade
PSC601-0343	15KV	12,000 amps	8.25 lb	T710133T
PSC601-0344	27KV	12,000 amps	11.5 lb	T710233T

## TENSION PULLER SWITCHING TOOL



This tool permits a live overhead distribution line to be cut by reducing its tension. While bearing the mechanical load, it helps create a parallel circuit. This averts service interruption while the cutting and related work are performed.

- For line tension up to 4,000 lbs with manual hookstick switch
- Tested per OSHA & ASTM F711
- Maximum ratings: 35KV O to O, 600 amps continuous, 150 KV BIL
- Bypass stud added at each end of switch accepts clamps up to 3" wide
- Galvanized steel hooks are provided for use with a portable loadbreak device

Cat. ID	Working Range	Take Up	Max Length	Weight
C400-1907	58"-70"	12"	60"	22 lb

## TEMP LOAD DISCONNECT TOOL

- Provides a temporary means of connecting and disconnecting equipment or circuits under load conditions
- Design does not have a fuse and does not provide protection for fault or overcurrent conditions
- Arc-chute type interrupter gives tool excellent loadbreak capability
- Tool simply clamps onto primary conductor with a Grip-All clampstick.
- Max loadbreak current: 300 amps
- Main line range: #6 (.162") to 1033 ACSR (1.25")



Cat. ID	Description	Disconnect Blade
PSC601-0347	8.3/15KV Tool	T730133T
PSC601-0348	15/27KV Tool	T730233T

**TYPE "C" CUTOUTS**



Standard Polymer



Linkbreak Polymer



Loadbreak Polymer



Standard Porcelain



Linkbreak Porcelain



Loadbreak Porcelain

POLYMER CUTOUTS		Cat. ID	Max. Voltage	Nominal Sys. Volt.	Continuous Current	Interrupt Capacity	Leakage to Ground	Weight (lb)	Repl. Fusetube	Arc Short. Rod	
	Standard	CP710-112PB	15 kV	14.4 kV	100	10,000	12.6"	319mm	9.6	P700-1535P	No
		CP710-114PB	15 kV	14.4 kV	100	16,000	12.6"	319mm	9.8	E700-1767P	Yes
		CP710-143PB	15 kV	14.4 kV	200	12,000	12.6"	319mm	10.4	E700-2146P	Yes
		CP710-133PB	15 kV	14.4 kV	300	12,000	12.6"	319mm	9.9	P700-1535P	N/A
	Link-break	CP720-112PB	15 kV	14.4 kV	100	10,000	12.6"	319mm	10.2	P700-1469P	No
		CP720-114PB	15 kV	14.4 kV	100	16,000	12.6"	319mm	10.3	E700-1784P	Yes
	Loadbreak	CP730-112PB	15 kV	14.4 kV	100	10,000	12.6"	319mm	15.1	P700-1535P	No
		CP730-114PB	15 kV	14.4 kV	100	16,000	12.6"	319mm	15.2	E700-1767P	Yes
		CP730-143PB	15 kV	14.4 kV	200	12,000	12.6"	319mm	15.8	E700-2146P	Yes
		CP730-133PB	15 kV	14.4 kV	300	12,000	12.6"	319mm	15.4	P700-1535P	N/A

SOLID PORCELAIN CUTOUTS		Cat. ID	Max. Voltage	Nominal Sys. Volt.	Continuous Current	Interrupt Capacity	Leakage to Ground	Weight (lb)	Repl. Fusetube	Arc Short. Rod	
	Standard	C710-112PB	15 kV	14.4 kV	100	10,000	8.7"	220mm	14.2	P700-1535P	No
		C710-114PB	15 kV	14.4 kV	100	16,000	8.7"	220mm	14.4	E700-1767P	Yes
		C710-143PB	15 kV	14.4 kV	200	12,000	8.7"	220mm	15	E700-2146P	Yes
		C710-133PB	15 kV	14.4 kV	300	12,000	8.7"	220mm	14.5	P700-1535P	N/A
	Link-break	C720-112PB	15 kV	14.4 kV	100	10,000	8.7"	220mm	14.5	P700-1469P	No
		C720-114PB	15 kV	14.4 kV	100	16,000	8.7"	220mm	14.7	E700-1784P	Yes
	Loadbreak	C730-112PB	15 kV	14.4 kV	100	10,000	8.7"	220mm	19.3	P700-1535P	No
		C730-114PB	15 kV	14.4 kV	100	16,000	8.7"	220mm	19.5	E700-1767P	Yes
		C730-143PB	15 kV	14.4 kV	200	12,000	8.7"	220mm	20.1	E700-2146P	Yes
		C730-133PB	15 kV	14.4 kV	300	12,000	8.7"	220mm	19.6	P700-1535P	N/A

**MOUNTING HARDWARE**

Standard option is "PB". To select different hardware, change "PB" in Catalog Number with your selection from the suffixes below (select one from each table):

Terminal Variations	
P	Parallel Groove Clamps
E	Small eyebolts
L	Large eyebolts

Bracket Variations	
B	NEMA Heavy Duty "B" Bracket for crossarm 1.5" bolt
X	Extended type bracket for crossarm (2-5/8" longer than B)
D	D-shape bracket
X	No bracket (must be used with M in option 3)
Blank	No bracket (cannot be used w/M in option 3)

Mechanical Assist Fuseholder	
Blank	No option
M	Mechanical Assist Fuseholder
F	Fargo cutout cover

## FUSE LINKS

These links are designed to carry 150% of their rated current without damage to the fuse link itself or the cutout in which it is installed. Meet all applicable ANSI/NEMA specifications. Available with a **removable or solid buttonhead**.

**LENGTHS** - Catalog numbers shown are 23" overall length. 26" length are also available on Solid Head models by changing the last two digits from "23" to "26". If a 26" length is desired on the Removable Head model, drop the last two digits.

- **Type K:** The fast characteristics of these fuse links were established by ANSI/NEMA to provide fuse links that would meet existing coordination schemes.
- **Type T:** These fuse links provide slower time-current characteristics. They coordinate particularly well with automatic oil-circuit reclosers
- **Type MS:** These fuse links have very slow time current characteristics. Utilize Type MS for applications where Type T are too fast.

Amps	Type K		Type T		Type MS
	Solid Head	Remov. Head	Solid Head	Remov. Head	Remov. Head
1	M1K23	M1KA23	M1T23	M1TA23	---
2	M2K23	M2KA23	M2T23	M2TA23	---
3	M3K23	M3KA23	M3T23	M3TA23	M3MSA23
5	---	---	---	---	M5MSA23
6	M6K23	M6KA23	M6T23	M6TA23	---
7	---	---	---	---	M7MSA23
8	M8K23	M8KA23	M8T23	M8TA23	---
10	M10K23	M10KA23	M10T23	M10TA23	M10MSA23
12	M12K23	M12KA23	M12T23	M12TA23	---
15	M15K23	M15KA23	M15T23	M15TA23	M15MSA23
20	M20K23	M20KA23	M20T23	M20TA23	M20MSA23
25	M25K23	M25KA23	M25T23	M25TA23	M25MSA23
30	M30K23	M30KA23	M30T23	M30TA23	M30MSA23
40	M40K23	M40KA23	M40T23	M40TA23	M40MSA23
50	M50K23	M50KA23	M50T23	M50TA23	M50MSA23
65	M65K23	M65KA23	M65T23	M65TA23	M65MSA23
80	M80K23	M80KA23	M80T23	M80TA23	M80MSA23
100	M100K23	M100KA23	M100T23	M100TA23	M100MSA23
125	---	---	---	---	M125MSA23
140	M140K23	M140KA23	M140T23	M140TA23	---
150	---	---	---	---	M150MSA23
200	M200K23	M200KA23	M200T23	M200TA23	M200MSA23



FUSE CLAW  
Cat. ID 10-082

## TWIN PIGTAIL LINKS

The twin pigtail fuse link is convenient to work with and easier to install in the cutout than convention single pigtail fuse links. The pigtails attach under the clamp with one on each side of the attachment stud.

Type	Amps	Solid Head	Removable Head
K	200	M200K23T	M200KA23T
T	200	M200T23T	M200TA23T

## ARC SNUFFER REMOVAL & REPLACEMENT TOOLS



Cat. ID  
C403-2037

Cat. ID  
C403-2036

## AUTOMATIC GUY WIRE DEADENDS



These automatic guy wire deadends are made of high-strength aluminum tubing, stamped steel jaws and a stainless steel bail.



The innovative yoke design of this new automatic eliminates the need for a bulky pulling hook. Simply use the installation bail to connect to the pulling winch, install the guy strand, and you're done.

Cat. ID	Strand	Range (in)
GDE-5100	1/4"	.24 - .253
GDE-5101	5/16"	.31 - .335
GDE-5101L	5/16"	.31 - .335
GDE-5102	3/8"	.36 - .405
GDE-5102L	3/8"	.36 - .405
<i>Note: "L" indicates Long Bail</i>		

Cat. ID	Strand	Range
GDE-5200	1/4"	.215 - .270
GDE-5200L	1/4"	.215 - .270
GDE-5201	5/16"	.270 - .315
GDE-5202	3/8"	.325 - .392
GDE-5202-L	3/8"	.325 - .392
GDE-5203	7/16"	.392 - .458
<i>Note: "L" indicates Long Bail</i>		

## AUTOMATIC SPLICES

These push-on, "automatic" Class A connectors for overhead distribution offer the fastest method of splicing aluminum, aluminum alloy, and ACSR conductor. They are factory inhibitor protected. Meets ANSI C119.4.



**Material:** Shell - Seamless High Strength Aluminum Alloy  
Jaws - High Strength Aluminum Alloy

**Material:** Shell - High Strength Aluminum Alloy  
Jaws - Aluminum Alloy

Cat. ID	Description			Conductor O.D. (in)
	ACSR ASTM-B232	AAAC ASTM-B399	AAC ASTM-B231	
GL-410	266.8 (18/1)	312.8	336.4	.603-.666
GL-411	336.4 (18/1)	394.5	397.5, 336.4	.659-.724
GL-412	397.5 (18/1)	465.4	477	.722-.795
GL-413	477 (18/1)	559.5	556.5, 500	.780-.858
GLT-1316A	266.8 (26/7)	-	-	-
GLT-1317A	336.4 (26/7)	-	-	-
GLT-1319A	477 (26/7)	-	-	-
GLT-1333A+	556.5 (18/1)	Consult Fago	636	.840-.920
GLT-1355A+	Consult Fago	Consult Fago	700, 715	.940-.976
GLT-1385A+	Consult Fago	Consult Fago	795	.996-1.031
GLT-1441A+	Consult Fago	Consult Fago	954	1.10-1.14
+Maximum design rating 10,000 lb/44.5kN				

Cat. ID	Description			Conductor O.D. (in)
	ACSR ASTM-B232	AAAC ASTM-B399	AAC ASTM-B231	
GL-401	6 & 4	6 & 4	6 & 4	.184-.263
GL-402A	4	4	4	.225-.250
GL-404A	2	2	2	.280-.320
GL-4042A	2 & 4	2 & 4	2 & 4	.220-.320
GL-406A	1/0	1/0	1/0	.355-.400
GL-4076A	1/0 - 2/0	1/0 - 2/0	1/0 - 2/0	.355-.470
GL-407	2/0	2/0	2/0	.400-.470
GL-408	3/0	3/0	3/0	.450-.530
GL-409A	4/0	4/0	4/0	.505-.595
GL-4098	3/0 - 4/0	3/0 - 4/0	3/0 - 4/0	.450-.595
GL-1195A	-	2/0 - 3/0	3/0	.417-.532
GL-1205A	-	-	4/0 - 266.8	.518-.595

Also Available: Automatic Copper, Automatic Reducing, Automatic Bi-Metal

## INSULATORS: DEAD END / SUSPENSION, TONGUE & CLEVIS TYPE



### SILICONE INSULATORS

- Silicone formulation of Super SALCOR weathershed material.
- Tested in accordance with ANSI C29 and IEC1109.
- End fittings are hot dipped galvanized ductile iron, providing a 15,000 pound ultimate tensile strength.

Many other Distribution & Transmission models available

Cat. ID	9501U-SI	9502U-SI	9503U-SI
Class	DS-15	DS-28	DS-35,46
Length	12.5"	16.5"	22"
No of Weathersheds	5	9	13
Dia. of Weathersheds	3"	3"	3"
Leakage Distance	15"	26.5"	39"
Critical Impulse	140	190	280
Dry, 60 hz	90	130	180
Wet, 60 hz	65	100	145
Radio Test - KV Ground	15	20	30
Influence Max RIV - 1000kHz uV	<10	<10	<10
Typ. Appl - kV, 0-0	15	27	35, 46
Net Weight	2.6 lb	3 lb	3.9 lb



### VERI-LITE INSULATORS

- Ferrous end fittings crimped directly to fiberglass rod.
- Weather sheds are manufactured with ESP silicone alloy rubber which offers toughness and resistance to tracking of the manufacturer's EPR.
- Specified Mechanical Load ratings: 15,000 lb.
- A Routine Test Load value (RTL) is assigned to each insulator at 50% of the SML rating.

Many other Distribution & Transmission models available

Cat No	401015-6215	401028-0215	401025-6215
Class	DS-15	DS-28	DS-35
Length	12.5"	17.5"	18.75"
No of Weathersheds	4	8	8
Dia. of Weathersheds	3.6"	3"	3.5"
Leakage Distance	16"	26"	31"
Critical Impulse	140	200	260
Dry, 60 hz	110	130	150
Wet, 60 hz	75	110	130
Radio Test - KV Ground	15	20	30
Influence Max RIV - 1000kHz uV	<10	<10	<10
Typ. Appl - kV, 0-0	15	28	35
Net Weight	2.1 lb	2.4 lb	2.8 lb

## PORCELAIN SPOOL INSULATOR



### Cat. ID DE4S5

Spool insulators are used with spool bolts (upset bolts), insulator clevises and secondary racks for neutral and secondary applications. 3000 lb tensile strength. ANSI Class 53-2. 1.2 lb/each. Standard pack of 32.

## POLYMER SPOOL INSULATOR



### Cat. ID C909-1032P (50 per box)

This polymer spool won't chip, crack or break like porcelain. It is a direct replacement for porcelain ANSI 53-2 spools in identical installations and compatible with standard hardware installations.

Molded from specially-blended UV-stable polymers, it delivers high compressive strength and electrical performance. 4.4oz. 3,000lb ultimate tensile strength. Low frequency flashover ratings of: Dry-25kV, Wet-15 kV.

**POLE LINE HARDWARE**



**MACHINE BOLTS**

w/ square nut Rolled threads; Bolts six inches or longer have con-type points. Hot dip galvanized.

Cat. ID	Dia.	O.A. Length	Thread Length	Std Pack	
860412	3/8"	4.5"	3"	250	
8706	1/2"	6"	3"	100	
8707		7"	3"	100	
8708		8"	4"	100	
8710		10"	4"	50	
8712		12"	6"	50	
8808		5/8"	8"	4"	50
8810	10"		6"	50	
8812	12"		6"	50	
8814	14"		6"	50	
8816	16"		6"	30	
8818	18"		6"	30	
8820	20"		6"	30	
8822	22"		6"	25	
8824	24"		6"	25	
8910	3/4"		10"	6"	30
8912			12"	6"	25
8914			14"	6"	25
8916		16"	6"	25	
8918		18"	6"	25	
8920		20"	6"	25	
8922		22"	6"	25	
8924		24"	6"	15	
8926	26"	6"	15		
8928	28"	6"	15		

**CARRIAGE BOLTS**

w/ square nut Finished points, rolled threads, square shoulders Hot Dip Galvanize Open-Hearth Steel 4,250 lb. Rated Tensile Strength



Cat. ID	Dia.	O.A. Length	Thread Length	Std Pack
8634	3/8"	4"	1.75"	350
863412		4.5"	1.75"	250
8635		5"	1.75"	250
8636		6"	1.75"	250
8645	1/2"	5"	3"	150
864512		5.5"	3"	100
8646		6"	3"	100



**OVAL EYE BOLTS**

w/ square nuts 9/16"x1-1/2"x2" Oval Eye 7,800 lb Rated Tensile Strength

Cat. ID	Dia.	O.A. Length	Thread Length	Std Pack
29959	5/8"	9"	4"	25
29960		10"	6"	25
29962		12"	6"	25
29964		14"	6"	25
29966		16"	6"	25
29982		3/4"	12"	6"
29984	14"		6"	25
29986	16"		6"	25
29988	18"		6"	15



**DOUBLE ARMING, FULL THREAD BOLTS**

w/ 4 nuts Cone type point. Hot dip galvanized steel.

- 5/8" bolts: 12,400 lb Rated Tensile Strength
- 3/4" bolts: 18,350 lb Rated Tensile Strength

Cat. ID	Dia.	O.A. Length	Thread Length	Std Pack
8862	5/8"	12"	12"	20
8864		14"	14"	20
8866		16"	16"	25
8868		18"	18"	20
8870		20"	20"	20
8872		22"	22"	20
8874		24"	24"	20
8876		26"	26"	20
8877		28"	28"	15
8878		30"	30"	15
8884	3/4"	14"	14"	20
8886		16"	16"	20
8892		22"	22"	15
8894		24"	24"	15
8896		26"	26"	15
8897	28"	28"	15	



**POLE LINE HARDWARE**


Description	Cat. ID	Dia.	O.A. Length	Thread Length	Std Pack
<b>A) STRAIGHT THIMBLE EYE BOLT</b> Cone-Type Points; Drop-Forged Steel; Hot Dipped Galvanized; 12,400 Pound Rated Tensile Strength	5510	5/8"	10"	6"	25
	5512		12"	6"	25
	5514		14"	6"	25
	5516		16"	6"	25
	5614	3/4"	14"	6"	25
<b>B) SINGLE UPSET BOLTS</b> Hot Dip Galvanized; 12,400 Pound Rated Tensile Strength	774112	5/8"	13.75"/9"	4"	25
	7742		14.75"/10"	4"	25
	7743		16/75"/12"	6"	25
<b>C) DOUBLE UPSET BOLTS w/ 2 Square Nuts, 1 Round Washer, 1 Cotter Key, 1 Lock Nut</b>	7830	5/8"	15.75"/10"	6"	30
	7832		17/75"/12"	6"	25



Description	Cat. ID	Bolt Size	Std Pack
<b>D) PALNUT HEX LOCK NUTS</b> Galvanized	3530	3/8"	5,500
	3531	1/2"	5,500
	3532	5/8"	3,600
<b>E) CURVED LOCK NUTS</b> Galvanized	3510	3/8"	1000
	3511	1/2"	2000
	3512	5/8"	1250
	3513	3/4"	1000
	3514	7/8"	750
	3515	1"	400
<b>F) REGULAR SQUARE NUTS</b> Galvanized	55084P	5/8"	250
	55085P	3/4"	250

Description	Cat. ID	Bolt Size	Dimensions	Std Pack
<b>G) CURVED WASHERS</b> Galvanized	680912	7/8"	4" x 4" x 1/4"	25
	681012	5/8"	2.25" x 2.25" x 3/16"	250
	682212	3/4"	3" x 3" x 1/4"	75
	682312	5/8"	3" x 3" x 1/4"	75
<b>H) SQUARE WASHERS</b> Galvanized	6811	1/2"	2" x 2" x 1/8"	300
	6812	5/8"	2" x 2" x 1/8"	300
	6813	5/8"	2.25" x 2.25" x 3/16"	200
	6814	3/4"	2.25" x 2.25" x 3/16"	200
	6818	3/4"	4" x 4" x 3/16"	50
<b>I) ROUND WASHERS</b> Galvanized	PS6803	1/2"	1-3/8" OD x 12 GA	1000
	6805	5/8"	1-3/4" OD x 10 GA	500
<b>J) SPRING CLIP WASHERS</b> Galvanized	3539	1/2"	5/32" x 1"	200
	3540	5/8"	1/4" x 1-3/4"	50
	3541	3/4"	1/4" x 1-3/4"	50
<b>K) DOUBLE COIL SPRING LOCKWASHER</b>	C205-0186	5/8"	3/16" x 1-3/16"	500
	C205-0187	3/4"	7/32" x 1-3/8"	250


Description	Cat. ID	Size	Dimensions	Std Pack
<b>L) STANDARD EYENUTS</b> Drop-forged, hot dip galvanized steel	6502	5/8"	1-3/8" Shoulder - 3" High	75
	6503	3/4"	1-3/8" Shoulder - 3" High	75
<b>M) THIMBLEYE EYENUTS</b> Drop-forged, hot dip galvanized steel	6510	5/8"	1-1/2" Shoulder - 3-1/4" High	50
	6511	3/4"	1-1/2" Shoulder - 3-1/4" High	50
	6512	1"	1-1/2" Shoulder - 3-1/4" High	25
<b>N) ANGLE THIMBLEYE</b> Drop-forged, hot dip galvanized steel	0100	5/8"	5" w/ 13/16" wire opening	50
	0101	3/4"	5" w/ 13/16" wire opening	25
<b>O) STRAIGHT THIMBLEYE</b> Drop-forged, hot dip galvanized steel	6519	5/8"	4-5/16" x 11/16" x 1 hole	50
	6520	3/4"	4-5/16" x 11/16" x 1 hole	50




**POLE LINE HARDWARE**



Description	Cat. ID	Dia.	O.A. Length	Thread Length	Std Pack
A) LAG SCREW w/ Gimlet Point Hot Dip Galvanized	8722GP	1/4"	2"	1-1/2"	2000
	872212GP	1/4"	2.5"	1-3/4"	2000
B) LAG SCREW w/ Twist-Drive Pilot Point, Hot Dip Galvanized	508500	1/2"	4"	2-5/8"	250
C) LAG SCREW w/ Fetter-Drive Pilot Point Hot Dip Galvanized	508743	3/8"	3"	2"	500
	508754	1/2"	4"	2-5/8"	250
	50875412	1/2"	4.5"	3"	150
D) DRIVE & HOOK SCREW w/ Fetter-Drive Thread and Pilot Point	C205-0190	7/16"	4.75"	2.5"	200
E) POLE STEP- Hot Dip Galvanized w/ Fetter-Drive Thread and Pilot Point	506125	5/8"	10"		50




Description	Cat. ID	Dia.	O.A. Length	Std Pack
F) SERVING SLEEVE Hot Dip Galvanized w/Flared End	6454	3/8"	1-3/4"	500
	6455	7/16"	2"	100
	6456	1/2"	2-1/4"	100
G) BONDING CLAMPS For Power Installed Screw Anchors	G5067	1/2" & 5/8"	for Thimbleye Rods	100
	G5068	3/4", 1"	for Thimbleye Rods	100
	G5069	5/8", 3/4", 1"	for Twineye Rods	100
	C203-0148	5/8", 3/4", 1"	for Tripleye Rods	100
G) BONDING CLAMPS For Expanding & Rock Anchors	G5060	1/2", 5/8"	for Thimbleye Rods	250
	G5061	5/8", 3/4", 1"	for Twineye Rods	250
	G5063	3/4", 1"	for Tripleye Rods	250
H) STANDARD GROUND ROD Galvanized w/48" Electro-brazed pigtail	8578	5/8"	8'	5
I) GROUND ROD CLAMP for .128-.460 wire	C203-0344	5/8"		50



J

Description	Cat. ID	Dia.	Length	Std Pack
J) ECONOMY GUY MARKERS Full round yellow markers, high density polyethylene. Easy installation.	96FRPE	1-1/8"	8'	25
FLAME RETARDANT GUY MARKERS Full round yellow markers, high density polyethylene. Easy installation. Fits 3/16" - 1/2" strand.	96FRPMYEL	1.5"	96"	20



K



K-S Straps

Description	Cat. ID	Nom. Size	H	W	T	Length	Std Pack	Straps Cat. ID
K) KOVER-GARD Plastic Molding Flame retardant, easy to install	96KG12	1/2"	1/2"	1/2"	1/16"	96"	50	KS12
	96KG34	3/4"	3/4"	3/4"	1/16"	96"	50	KS34
	96KG1	1"	1"	1"	5/64"	96"	50	---
	96KG112	1-1/2"	1.5"	1.5"	5/64"	96"	25	---

**POLE LINE HARDWARE**

Description	Cat. ID	Dia.	Shoulder	Pin Length	O.A. Length	Std Pack
Pins for 1" Insulators For Wood Crossarms Long Shank w/nut, washer & lock nut	881	5/8"	2"	5"	10-3/4"	25
	881A	5/8"	2"	5"	11-1/2"	25
	883	5/8"	2"	6"	12-1/2"	25
	884	5/8"	2"	6"	11-3/4"	25
Pins for 1" Insulators For Steel Crossarms Short shank w/nut, washer & lock nut	886	5/8"	2"	5"	6-1/2"	
	PS887	5/8"	2"	6"	7-1/2"	
	PS893	3/4"	2-1/2"	6"	7-3/4"	

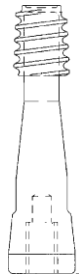


Description	Cat. ID	Pin Length	Bolt Length	Bolt Dia.	Thread Length	Shoulder	Pin Dia.	Std Pack
HV Pins for 1-3/8" Insulators for Wood Crossarms Long Shank w/nut, washer, lock nut	4717	7"	7"	5/8"	2-1/2"	3"	1"	15

Description	Cat. ID	Thread	Height Above Crossarm	Crossarm Size	Std Pack
Crossarm Type Pins with 2 - 5/8" x 7" carriage bolts, 2 nuts, 2 lock nuts & washer plate	14322	1"	5-3/4"	3-3/4" x 4-3/4"	8
	14322-1	1-3/8"	6-3/4"	3-3/4" x 4-3/4"	8



Description	Cat. ID	Thread	O.A. Length	Bolt Dia	Stud Length	Std Pack
Thimble Adapter Pins for 1" Insulators with 5/8" nut crimped to thimble bottom	4258	1"	5-1/4"	5/8"	up to 3"	25



Description	Cat. ID	O.A. Length	"A"	"B"	Std Pack
Pole Top Pins for 1" Insulators Straight base pins, 1" threads	2162	15"	-	5"	15
	2170	18"	3"	5"	15
	2199	20"	-	8"	10
	2171	24"	2"	6"	10
	2197-1	24"	3"	5"	10
Same as above with 1-3/8" threads	2195	20"	-	8"	10



Description	Cat. ID	Finish	Length x Width x Dia	Std Pack	Package	Box Qty
STAPLES Rolled Diamond Point	C205-0225	Copper Coated	1-1/2" x 5/16" x .144"	2500		
	9153	Copper Coated	1-3/4" x 3/8" x .144"	2500		
	9154	Copper Coated	2" x 1/2" x .162"	1000		
STAPLES Cut Point (Sold by the pound)	9167	Copper Coated	1-1/2" x 3/8" x .162"	50	50 lb box	2900
	751134	Electro Zinc	1-1/2" x 1/4" x .148"	50	50 lb box	3600
	7511	Electro Zinc	1" x 5/16" x .12"	1000		





### ALLEY ARM CROSSARM BRACE

Cat. ID 6984



Used for side-arm construction.  
Furnished with lineman's step. Hot dip galvanized.

### "V" CROSSARM BRACE

Cat. ID 6942



Furnished with  
9/16" crossarm  
mounting holes spread 60"  
apart and 11/16" pole mounting hole. 18" offset. 1-1/2"  
x 1-1/2" x 3/16" Hot dip galvanized.

### FLAT CROSSARM BRACE



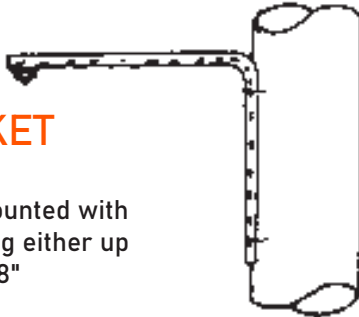
Cat. ID 7128 - 28" long  
Cat. ID 7132 - 32" long

Rounded ends are punched with a 9/16" hole on one  
end and a 7/16" hole on the other. Hot dip galvanized.

### CUTOUT, ARRESTER & POTHEAD BRACKET

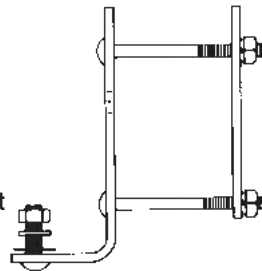
Cat. ID C206-0189

Vertical member can be mounted with  
the vertical member running either up  
or down the pole. 12-1/8" x 8"



### CROSSARM MOUNT CUTOUT & ARRESTER BRACKETS

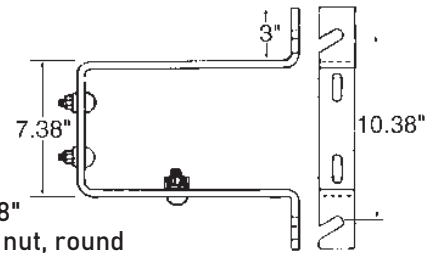
These mounting brackets adjust to fit  
arms from 3" x 4" to 4" x 5"  
crossarms and come complete with  
bolts, nuts and washers. Hot dip  
galvanized.



### POLE MOUNT CUTOUT AND ARRESTER BRACKET

Cat. ID C206-0299

Galvanized  
3/8" x 2" steel  
with 12" pole  
clearance. A  
grounding lug  
connector is  
provided along with two 3/8"  
x 1-1/2" carriage bolts with nut, round  
washer and lock washer.



### POLE TOP BRACKET

Cat. ID 2157

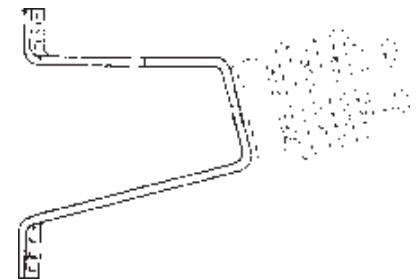
This bracket can be used with two pole-top  
pins to give additional clearance from the  
pole. It has an 11/16" hole at one end and an  
11/16" x 1-1/4" slot at the other.



### CURVED BASE POST INSULATOR BRACKET

Cat. ID C206-0010

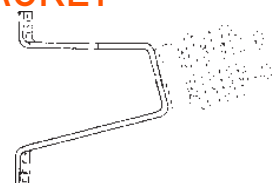
This bracket can  
be used for mounting  
distribution post-  
type insulators  
from 15 kV to 34.5  
kV on the side of  
the pole. The base  
has a pole-shaped  
back for convenient  
installation. Brackets can be placed in a phase-over-  
phase arrangement or can be mounted on opposite  
sides of the pole for "armless" construction. Includes a  
13/16" stringing block hole.  
L-12" x D-13/16" x W-4"; A-15°



### SIDE MOUNTED POST INSULATOR BRACKET


Cat. ID C206-0209

Formed of high-quality  
3/8" x 2-1/2" bar steel and hot dip  
galvanized. Use to mount  
distribution post insulators from  
15 kV to 34.5 kV. Includes  
stringing block holes.



Cat. ID	Description	Crossarm to Mtg. Bolt
C206-0127	NEMA Type A	2-9/16"
C206-0283	NEMA Type B	2-5/8"
C206-0280	Crossarm Mounting Bracket	5-1/4"

## GROUNDING INSULATED RATCHET CUTTER



This unique, 8' fiberglass handled cutter comes with an attached, 6'- 1/0 ground cable and clamp eliminating the need for a spiking operation.

Cat. ID	Capacity	Repl. Head
8HC-6L	1000 MCM Al, 500MCM Cu	A11056

## INSULATED RATCHET CUTTER

Cat. ID	Length	Capacity	Weight	Repl. Head
11-016	6'	1000 MCM Al	11 lb	A11056
11-018	8'	500 MCM Cu	11.5 lb	A11056
11-006	6'	666 MCM ACSR*	11 lb	A11055
11-008	8'		11.5 lb	A11055
*Single Strand ACSR only				



These ratchet cutters feature shear type cutting heads which cut without deforming cable.

## INSULATED HYDRAULIC CABLE CUTTER



Cut large-gauge conductors utilizing this tool's self-contained hydraulic system. Epoxiglas pole, handle, and hydraulic hose have been tested to 100kv per foot. Hydraulic fluid has dielectric strength of more than 25kv per ASTM D877.

Cat. ID	Length	Capacity	Weight
C403-2861	6'	#6 Copper to 954 MCM ACSR	18 lb
C403-2862	8'		19 lb

## INSULATED LEVER TYPE CUTTERS



Cat. ID	Length	Capacity	Weight	Repl. Head
H1871-6	6.5	1/0 ACSR	8.5 lb	070035P
9927	6'	4/0 Stranded Copper 4/0 ACSR	9.5 lb	A11033
9927-8	8'		11.5 lb	A11033

Cat. ID	Length	Capacity	Weight	Repl. Head
C403-0689*	6'	1033MCM Al	8.5 lb	P403-0693P
C403-0690*	8'	1033MCM Al	10 lb	P403-0693P
*Does not cut ACSR				

## TELESCOPING DISCONNECT HOT STICKS

Electrical Proof Test for new sticks:

The universal end fitting on hot sticks accepts a wide variety of attachments for switches, replacing cutout tubes, removing pole covers, pruning trees, replacing bulbs, and many other overhead tasks. Disconnect attachment is included.

Cat. ID	Description
HSP1	Hot Stick Proof Test & Label
HSP1-C	Hot Stick Proof Test, Label & Certificate



### CHANCE®

- **Standard Duty Sticks** feature Epoxiglas with a foam core. Heavy duty, spring-loaded plastic buttons keep the extended tool sections locked in position.
- **Compact Sticks** are similar to above, but their small storage size makes them ideal for quick access for linemen working out of a bucket truck.
- **Heavy Duty Sticks** are slightly larger allowing more rigidity for managing heavyweight maintenance tasks.

Chance Sticks	Cat. ID	Extended Length	Storage Length	Sections
Standard Duty (1-1/6" Tip Dia)	C403-1023	8'	56"	2
	C403-1017	5-12'	57"	3
	C403-1018	12-16'	59"	4
	C403-1019	12.5', 16.5', 20'	61"	5
	C403-1020	16.5', 20.5', 25'	63"	6
	C403-1021	17.5', 21.5', 25.5', 30'	65"	7
	C403-1022	22', 26', 30.5', 35'	67"	8
Compact Standard Duty (1-1/16" Tip Dia)	T403-3349	22', 28', 34', 40'	74.5"	8
	T403-2205	7'	28"	5
	C403-1598	14', 17', 20', 23'	48"	8
Heavy Duty (1-1/4" Tip Dia)	C403-1599	10'	36"	4
	C403-1597	8'	56"	2
	C403-1598	8-12'	57"	3
	C403-1599	12-16'	59"	4
	C403-1600	12.5', 16.5', 20'	61"	5
	C403-1601	16.5', 20.5', 25'	63"	6
	C403-1602	17.5', 21.5', 25.5', 30'	65"	7



### HASTINGS

- **Standard Duty sticks** are fabricated with reinforced electrical grade fiberglass for greater strength and high dielectric properties.
- **Compact Sticks** are similar to above, but their small storage size makes them ideal for quick access for linemen working out of a bucket truck.
- **Heavy Duty No Twist sticks** have a triangular shape that enables each section to lock in automatically, no need to search for the button. Features a fluorescent green tip with a foam core.

Hastings Sticks	Cat. ID	Extended Length	Storage Length
Standard Duty (7/8" Tip Dia)	S-212	12'	44"
	S-216	12'4", 16'	56"
	S-220	17', 20'	58"
	S-225	17', 21', 25.5'	60"
	S-230	17', 21.5', 26', 30'	61-5/8"
	S-235	17', 21.5', 26', 30', 35'	63-3/8"
	S-240	22', 26', 30', 35', 40'	65-3/8"
Compact Std Duty	HV-208	8'	26"
	HV-312	12'	37"
Heavy Duty "No Twist" Triangular (1.15" Tip Dia)	HV-212	12' 7"	58"
	HV-216	16' 9"	60"
	HV-220	21'	62"
	HV-225	25' 6"	64"
	HV-230	30'	66"
	HV-235	35'	68"
	HV-240	39' 6"	69"

## UNIVERSAL POLES

These 1-1/4" dia. sticks are used as a hot stick handle for universal attachments (pg 158-161). All include pole hanger except for the storm tool.

<b>CHANCE</b> Cat. ID	<b>HASTINGS</b> Cat. ID	Description
---	EX2-240	2' Pole w/ Univ. Head One End
PST403-2913	567-4	4' 2" Pole w/ Univ. Head One End
H1760-1	567-6	6' Pole w/ Univ. Head One End
H1760	567-8	8' Pole w/Univ. Head One End
H1760-3	4678-6	6' Pole w/Univ. Head Each End
H1760-4	4678-8	8' Pole w/Univ. Head Each End
H1760-10	4678-10	10' Pole w/Univ. Head Each End
H1760-12	4678-12	12' Pole w/Univ. Head Each End
H1760-14	4678-14	14' Pole w/Univ. Head Each End
H1761	6802	8' Storm Tool w/Rubber Skirts & Univ. Head



## TELESCOPING MEASURING HOT STICKS

These full-function telescoping tools do more than separate measuring sticks and disconnect tools. Measure pole heights and conductor clearances from the ground. Comes with removable disconnect head.



**CHANCE**

English and metric scales are featured in easy-to-read, large, black figures.



Cat. ID	Length	
	Min.	Max.
C403-1022EM	67 in.	35 ft.



**HASTINGS**

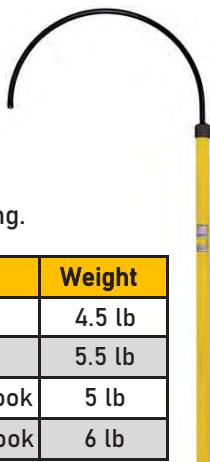
These models feature triangle, no-twist poles with an English scale (metric also available)



Cat. ID	Length	
	Min.	Max.
EV-25	64"	25.5 ft.
EV-30	66"	30 ft.
EV-35	68"	35 ft.
EV-40	69"	39.5 ft.

## INSULATED RESCUE HOOK

Features a foam filled, fiberglass reinforced handle and a coated heat treated body hook with an 18" opening.



Cat. ID	Description	Weight
24401	6' Rescue Hook	4.5 lb
24403	8' Rescue Hook	5.5 lb
USRH-006	6' Collapsible Rescue Hook	5 lb
USRH-008	8' Collapsible Rescue Hook	6 lb

## TELESCOPING MEASURING STICKS



**HASTINGS**

Provides fast & accurate measuring with English scale in large, red figures (metric also available).



Cat. ID	Length	
	Min.	Max.
E-25	66 in.	25 ft.
E-30	66 in.	30 ft.
E-35	66 in.	35 ft.
E-40	66 in.	40 ft.
E-50	69 in.	50 ft.

## CLAMPSTICKS

Versatile clampsticks or "shotguns" put an easy-to-control "finger" on an insulated pole. Operating mechanism incorporates a sliding hand grip that opens the hook to grasp a clamp eyescrew and retract it into tool head.



### CHANCE

Chance sticks feature bottom break hooks and external rods. They are available in three styles:

- **Single Piece Style**
- **Telescoping Style** can replace several conventional clampsticks
- **Hinged style** sticks offer storage ease for limited space.

Chance Sticks	Cat. ID	Storage Length	Extended Length
Single Piece Style (External Rod)	C403-0291	1.25" x 4' 9"	---
	C403-0292	1.25" x 6' 8"	---
	C403-0293	1.25" x 8' 7"	---
	C403-0294	1.25" x 10' 7"	---
	C403-0295	1.25" x 12' 7"	---
Telescoping Style (External Rod)	C403-1035	5' 2.75"	5'6", 6'9", 8'
	C403-3060*	5' 6.5"	5'10", 7'1", 8'3"
	C403-1036	8' 2.75"	8'6", 10'4", 12'2", 14'
	C403-3061*	8' 6.5"	8'10", 10'8", 12'6", 14'3"
Hinged Style (External Rod)	C403-0296	3' 4"	1.25" x 6' 9"
	C403-0297	4' 4"	1.25" x 8' 8"
	C403-0298	5' 4"	1.25" x 10' 8"
	C403-0299	6' 4"	1.25" x 12' 8"
	C403-0342	7' 4"	1.25" x 14' 8"
	C403-0343	8' 4"	1.25" x 16' 8"

\*Features a universal end fitting. For universal fitting on handle end of any single or hinged stick add suffix "A" to Cat. ID



### HASTINGS

Hastings sticks feature side break hooks (bottom break available upon request)

- **Single Piece Style** features internal or external rods
- **Telescoping Style** can replace several conventional clampsticks
- **Hinged Style** sticks offer storage ease for limited space.

Hastings Sticks	Cat. ID	Storage Length	Extended Length
Single Piece Style (External Rod)	8104	4' 6"	---
	8106	6' 6"	---
	8108	8' 6"	---
	8110	10' 6"	---
	8112	12' 6"	---
Single Piece Style (Internal Rod)	8204	4' 6"	---
	8206	6' 6"	---
	8208	8' 6"	---
	8210	10' 6"	---
	8212	12' 6"	---
Telescoping Style (External Rod)	8158	5' 1"	5'1", 6'6", 8'
	8158U*	5' 1"	5'1", 6'6", 8'
	81611	6' 6"	6'6", 8', 9'6", 11'
	81-811	8'	8', 9'6", 11', 12'6"
	81-814	8'	8', 10', 12', 14'
	81-814U*	8'	8', 10', 12', 14'
Hinged Style (External Rod)	13412	3.5'	6' 6"
	13413	4.5'	8' 6"
	13414	5.5'	10' 6"
	13415	6.5'	12' 6"

\*Features a universal end fitting. For universal fitting on handle end of single or hinged stick add suffix "U" to Cat. ID

8104

8204

13412



## WIRE HOLDING STICK

These sticks are used on or around energized lines for forming, bending, and positioning jumper wires and for holding conductors during splicing operations.



**CHANCE**

Cat. ID	Length	Grip Range
C403-3068	6.5'	.162"-1.5"
C403-3069	8.5'	.162"-1.5"



**HASTINGS**

Cat. ID	Length	Grip Range
4604	6'	#6 - 1-1/16"
4605	8'	#6 - 1-1/16"

Head locks in three positions enabling lineman to handle conductor from any angle

## HAND GAURDS

Handguards assist in maintaining minimum clearances between the hand and the working end of the tool.

Cat. ID	Description
C403-0799	Handguard for 1.25" Pole
M30021	Handguard for 1.5" Pole
C403-0800	Handguard for 1.25" Clampstick / Shotgun



## IMPACT ELBOW PULLER



Removes elbow connectors from bushings of transformers. Simple, slide hammer mechanism disengages and assists in replacing elbows.

Cat. ID	Length
C403-1822	6'
C403-1850	8'
C403-1851*	4.5'

\*Rubber glove use only

## TOOL HANGER

Cat. ID H1760-5

Can be used on 1.25" or 1.5" diameter poles. Includes hook and steel hose clamp



## GRIPPERS

Cat. ID	Description
C403-0704	15KV Plastic Coated
C403-0613	25KV Plastic Coated
C403-0614	25KV Uncoated
C403-0814	34.5KV Plastic Coated (RTE 200A, 600A Elastimold "T")
C403-0815	34.5KV Plastic Coated



Sold in Pairs

## HOT STICK MAINTENANCE

Comply with OSHA requirements and clean your sticks daily.

### CLEANER & WATER REPELLENT WIPES

Cat. ID S-1

Case of 144 pre-saturated, lint-free disposable wipes both cleans and applies water repellent. Evaporates quickly with no build up over time. Removes grease, dirt & grime.



### CLEAN & WAX

Fast-hazing fiberglass wax leaves non-conductive water repellent coating. Wipes are disposable.

Cat. ID	Length
W-1	Wax wipes & buffing towel
W-16	16 oz fast hazing wax



### HOT STICK WIPES

Cat. ID 10-188

**HASTINGS**

Box of 50 disposable wipes that remove dirt, oil, creosote. Leaves a silicone moisture barrier which enables water to bead up.

Cat. ID C400-2568

**CHANCE**

Box of 50 disposable silicone impregnated wipes remove mild dirt while depositing a thin protective film on the tool surface.



### REUSABLE CLOTH


Cat. ID M1904

Re-usable silicone impregnated 17"x17" wiping cloth removes mild dirt, & deposits a thin protective film on the tool surface.




## SWITCH & DISCONNECT TOOLS

These sticks provide insulation safety for linemen in two head styles. One for opening and closing disconnect switches & cutouts and the other for installing and removing open-link fuse links.



	<b>CHANCE</b> Cat. ID	<b>H HASTINGS</b> Cat. ID	Length
Switch Stick (1.25" Dia.)	H3046-11	460-4	4'
	H3046-12	460-6	6'
	H3046-13	460-8	8'
	H3046-14	460-10	10'
	H3046-17	460-12	12'
Disconnect Stick (1.5" Dia.)	H3046-22	541-6	6'
	H3046-23	541-8	8'
	H3046-24	541-10	10'
	H3046-15	541-12	12'
	H3046-16	541-16	16'
	H3046-18	541-18	18'
	H3046-20	541-20	20'



## TIE STICKS



Rotary Blade

Two Prong

Rotary Prong

These tie sticks feature four options for heads:

- **Rotary Prong** - for speedy handling of looped ties
- **Two Prong** - head for hot ties with loops
- **Universal** - head for use with a variety of attachments found on the following pages
- **Rotary Blade** - with swivel action permits greater freedom of movement than fixed blades.

<b>CHANCE</b> Cat. ID	<b>H HASTINGS</b> Cat. ID	Description
H1855-19	4682-8	Rotary Prong Head with Universal End
H1855-20	4685-8	Two-Prong Head with Universal End
H1855-25	4683-8	Rotary Prong Head with Rotary Blade End
H1855-26	4684-8	Rotary Blade Head with Universal End

All sticks are approx 8' long and have a tie wire assistant, hanger bracket

## FLEXIBLE INSULATED WRENCHES



Cat. ID	Description	Wt.
10765	1 1/2" x 6' Socket Wrench	5.2 lb.
10768	1 1/2" x 8' Socket Wrench	6.0 lb.
SA50A	Ratchet Handle	1.5 lb.



Features a 1/2" square female socket and a flexible 1/2" square drive male.



Cat. ID	Description
C403-2137	6' Wrench
C403-2136	8' Wrench



## DISCONNECT

Cat. ID M4455-9

Used for opening and closing switches, cutouts, etc.



## FLUORESCENT DISCONNECT

Cat. ID A10400 - Disconnect with fluorescent coating

Cat. ID P10431 - Same as above, with no fluorescent coating



## LIGHTED DISCONNECT

Cat. ID HLLD1

A bright, 1 watt, LED emitter lights up the immediate work area and is controlled by a push button switch. 3 AAA batteries included.



## POINTED DISCONNECT

Cat. ID M4455-71



## SPIRAL DISCONNECT

Cat. ID M4455-79

This "Pigtail" is extremely effective in opening switches and removing and installing cutout doors on porcelain enclosed type cutouts.



## "S" HOOK

Cat. ID P10046

Use for handling fallen wires and removing debris from lines



## 90° ADAPTER

Cat. ID M4455-84

90° adapter allows setting of tools at any angle to stick when added to universal head.



## DOUBLE HEADER

Cat. ID 16-DH-1

Allows you to attach 2 different universal tool attachments



## ROTARY BLADE TIE STICK HEAD

Cat. ID M4455-70

Swivel blade for manipulating tie wires with or without looped ends.



## FIXED PRONG TIE STICK HEAD

Cat. ID M4455-17

Often preferred for manipulating tie wires which have looped ends.



## ROTARY PRONG TIE STICK HEAD

Cat. ID M4455-69

Swivel prong is ideal for placing insulator ties with loop ends.



## FIXED BLADE TIE STICK HEAD

Cat. ID M4455-40

For manipulating tie wires with or without looped ends.



## CONDUCTOR BRUSH

Cat. ID M4455-63 - Brush

Cat. ID M1899 - 10 repl brush heads V-brush gives 2-sided cleaning action. Brushes can be rotated as they wear.



## TUBE BRUSH

Cat. ID M4455-92

Tube type conductor brush.



## CONDUCTOR CLEANER

Cat. ID 16-CS-17

This flexing conductor cleaner utilizes a poly, "bow" frame to hold its 1-1/2" x 24" strip of emery cloth.



## P.E.C.T.

Cat. ID UH-016 Photo  
Electric Control Tester



## SUPER TESTER ADAPTER

Cat. ID M4455-98  
Designed for attaching the Super Tester voltage detector to a Shotgun, Universal Pole.



## HOT RODDER TOOL

Cat. ID C403-1071 1.75" Loop  
Cat. ID C403-0834 3" Loop  
Ideal for applying line ties and other formed wire products on energized lines.



## LINK STICK HEAD

Cat. ID M4455-36  
Use with light conductors, the clamp will hook into a cum-a-long ring. Jaw opening from .22 to .75



## FUSE PULLER

Cat. ID M4455-77  
For 1.2" - 1.5" fuses.  
Cat. ID M4455-78  
For 1.5" - 2.5" fuses.  
Jaws are plastisol covered and are opened and closed by turning the pole. Puller may be set to any position desired.



## UTILITY HEAD

Cat. ID C403-1417  
"The Gator"



## TIE WIRE CLAW

Cat. ID C403-1416  
"The Hand"



## FLEXIBLE WRENCH HEAD

Cat. ID M4455-46  
1/2" Square Drive



## RATCHET WRENCH

Cat. ID M4455-89  
"Bolt Thru" type for 5/8" pole line hardware



Cat. ID M4455-6  
1/2" square drive type.



## BOLT HEAD WRENCH

Cat. ID M4455-88  
Used on heads of 3/4" and 5/8" bolts to keep bolt from turning as nut is tightened.



## SCREWDRIVER

Cat. ID M4455-28



## ALL-ANGLE PLIER

Cat. ID C403-0177



## SKINNING KNIFE

Cat. ID M4455-50



## HAMMER

Cat. ID M4455-85



## TREE & ROPE HOOK

Cat. ID M4455-80



## DE-VINER

Cat. ID 16-DV-1

Use to remove vegetation, vines and ice



## HACK SAW

Cat. ID M4455-23



## PRUNING SAWS

Cat. ID C403-2213

Fine tooth w/Teflon coating



Cat. ID A11000

Fast cutting 16" curved steel blade with 7 teeth per inch

## PRUNING SAW SCABBARD



Cat. ID 5507 - Fiber

## SAW HANDLE

Cat. ID A10016



## CONDUCTOR GAUGE



Cat. ID	Length
PSC403-2956	Measures conductors from #6 ACSR to 954 kcmil ACSR
M4455-72	Measures ACSR, solid or stranded copper conductors

PSC403-2956 M4455-72

## SHOTGUN ADAPTER

Cat. ID M1867

Allows use of universal attachments with shotgun.



## CLAMPSTICK HEAD

Cat. ID M4455-29B

For use with eye screw grounding clamps



## SHOT GUN ELBOW PULLER HEAD

Cat. ID C403-0698 15kV and small 25kV



## CUTOUT TOOL

Cat. ID M4455-5

Used for removing and replacing the doors of enclosed cutouts and other jobs where a sure grip is required.



## CUT OUT TOOL

Cat. ID PSC403-3484

Works on major brands of cutouts (ABB, Chance, S&C). It offers easy lift out, placement, opening and closing operations.



## FUSE CUP

Cat. ID 10-094

Holds 100 & 200 amp fuse barrels



## FUSE CLAW

Cat. ID 10-082

Eliminates fuses from inadvertently falling off your hot stick while installing, removing and changing-out 100 amp cut-out fuse barrels.



## LIT LINK

Cat. ID LL1

Offers high intensity lighting with a 1 watt LED. Runs on 3 AAA batteries.



## ARMOR ROD TOOL

Cat. ID 10-096



## AEROSOL CAN HOLDER

Cat. ID C403-2270



## STORM TOOL

Cat. ID H4455-64

Pole extension with rubber insulator skirts transforms poles into storm tools.



## FOLDING RULER

Cat. ID M4455-16



## MIRROR

Cat. ID M4455-38

Angle adjustment enables the operator to inspect insulators and switch bases



## PAINT BRUSH

Cat. ID M4455-25

Three inch brush used for painting around live apparatus



## COTTER KEY PULLER

Cat. ID 5455-21



## COTTER KEY INSTALLER

Cat. ID 12425



## COTTER KEY PULLER

Cat. ID 5455-8



## COTTER KEY PUSHER

Cat. ID 12737



## COTTER KEY PULLER

Cat. ID M4455-12



## COTTER KEY TOOL

Cat. ID M4455-19



## NX FUSE PULLER

Cat. ID 13489



## PIN HOLDER

Cat. ID M4455-2

For replacing pins and bolts up to 5/8" diameter



## HEAVY DUTY END CAP

Cat. ID P403-2312

Ball shaped, thick wall, molded nub end cap fits 1-1/4" dia. poles.



## EXTENSION ARMS



### STANDARD ARMS

Designed for use as a temporary aid in replacing existing conductors and insulators, or for moving out conductors to obtain working clearance.

- 15KV rating without insulator
- 34.5KV rating with insulator

Brand	Cat. ID	Dimensions	Max Cross-arm Size	No of Wire Holders	Max Vert Load per Wire Holder	Weight
<b>CHANCE</b>	H4800-60	2.5" x 5'	3.25" x 4.75"	1	150 lb	11.5 lb
<b>H HASTINGS</b>	5000	2.5" x 5'	4.25" x 6.75"	1	150 lb	11.3 lb
<b>CHANCE</b>	H4800-72	2.5" x 6'	3.75" x 4.75"	2	150 lb	13 lb
<b>H HASTINGS</b>	5006	2.5" x 6'	4.25" x 6.75"	2	150 lb	14.5 lb
<b>CHANCE</b>	C400-1310	3" x 6'	6" x 6"	2	300 lb	24 lb

### SUPER "U" ARMS


Hastings Super "U" Arms provide greater strength and durability. Arms are rated for 34.5KV phase-to-phase.

- Standard conductor holder accepts up to 1-1/16" O.D.
- Large capacity accommodates a conductor inside a line hose. Gate latch is 2-5/8"



Cat. ID	Description	Max Cross-arm Size	No of Wire Holders	Load Limit	Weight
<b>7545</b>	Standard Super "U"	4.25" x 6.75"	2	400 lb	18.8 lb
<b>7546</b>	Super "U"-large hanger loop	6" x 6"	2	400 lb	20.4 lb
<b>7553</b>	Super "U"-large capacity holders	4.25" x 6.75"	2	400 lb	19.8 lb

## AUXILIARY ARM ATTACHMENTS




Cat. ID	M4805-7	C400-0268	M4805-17	M4805-15	M4805-16	E400-0008	7551	7552	P640062P	P10024
<b>Desc.</b>	Insulator	Roller Wire Holder (no insulator)	1" Fork Wire Holder (no insulator)	1" Fork Wire Holder (with insulator)	C-Type Wire Holder (no insulator)	1.5" Fork Wire Holder (no insulator)	Super "U" Holder	Super "U" Holder - Lg Capacity	2.5" Chance Eyescrew	2.5" Hastings Eyescrew
<b>Weight</b>	2.5 lb	4.5 lb	2 lb	5.5 lb	2.5 lb	2.5 lb	1.2 lb	1.5 lb		

- **Insulator** - Available as a separate item or added to existing auxiliary arm wire holders to upgrade to 34.5KV
- **Roller Wire Holder** - Offers protection to conductors while raising the conductor above the work area. For conductors up to and including 1.5" diameter. The gate is held closed by a spring-loaded latch.
- **Fork Type Wire Holders** - Latch closes automatically behind the conductor to hold it in the wire holder. Includes 2.5" pole clamp.
- **C-Type Wire Holders** - Suspended for a 2.5" diameter temporary crossarm above the conductor as a hook to receive the conductor after it is untied.

### CONDUCTOR SUPPORT WITH STRAP BINDER

Designed for temporary support of conductors up to 1-1/16" O.D. Features a 2" x 44" nylon strap.

Brand	Cat. ID	Description	Weight
<b>CHANCE</b>	T400-1940	30" with one conductor support	14 lb
<b>HASTINGS</b>	5038	34" with one conductor support	12 lb
<b>CHANCE</b>	T400-1939	48" with two conductor supports	18 lb
<b>HASTINGS</b>	5040	48.5" with two conductor supports	15 lb
<b>CHANCE</b>	T400-2007	Replacement D Buckle Strap Binder	4.5 lb
<b>HASTINGS</b>	5049	Replacement Nylon Strap with Hook	1.0 lb



### SUPER "U" CONDUCTOR SUPPORT WITH STRAP BINDER

Designed for replacing conductors and insulators and maintenance of line voltages up to and including 34.5KV phase to phase. Super "U" design provides greater strength and durability. 200 lb working load per conductor holder. Features a nylon strap.

Cat. ID	Description	Weight
5045	34.75" Arm with one conductor holder	14.3 lb
5047	49-7/8" Arm with two conductor holders	18.0 lb
5049	Replacement strap with hook	1.0 lb



### CONDUCTOR SUPPORT WITH CHAIN BINDER

Used to hold energized distribution conductors during replacement of poles or repair of pole top and stand-off insulators. Features wheel tightener for poles up to 14" in diameter. Working load: 150 lb per wire holder.

Cat. ID	Description	Weight
H4809W	Single Conductor Support	20 lb
C400-1509	Two Conductor Supports	22 lb
M1848W	Fork Type Wire Holder	

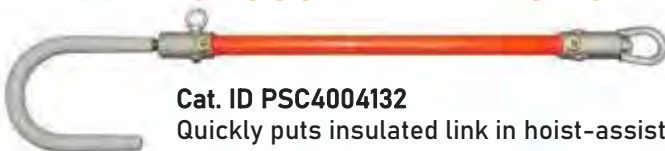


### CROSSARM MOUNTED TEMP. CONDUCTOR SUPPORT




**Cat. ID C400-0517**  
Clamps to the crossarm, adjusting to crossarms from 3.25" x 4" to 4" x 5." C-clamp can be installed with a Grip-All clampstick. For 34.5kV or when tool is left overnight, a M4805-7 insulator should be added to the wire holders.

### CROSSARM LINK STICK



**Cat. ID PSC4004132**  
Quickly puts insulated link in hoist-assisted jobs. Provides 21.5" insulating length. Fits standard 3.75"-4.75" crossarms.

### TEMPORARY DEAD END ARMS



Enables a line crew to spread conductors off an existing dead-end arm. 3" diameter fiberglass with a 500 lb per position (1000 lb total) load limit. Arms have two holes with 18" spacing. Accommodates 5/8" hardware bolts. Height adjustments are 4-5/8", 4-7/8", 5-7/8" & 6-1/8".

Cat. ID	Description	Width Adjustment
7674	Arm with 3 way bracket	3-7/8", 5", 6-1/8"
7675	Arm with butt swivel	3-7/8", 5", 6-1/8"
7676	Arm with 3 way bracket	6-1/8", 7-1/4", 8-3/8"
7677	Arm with butt swivel	6-1/8", 7-1/4", 8-3/8"



## TRANSFORMER GINS WITH STRAP BINDER

Usable with standard gins, the strap-type ratchet pole binder adds speed and convenience when hanging temporary pole supports or gins.



Cat. ID	T400-1937	T400-1938	5800-1	5800-3	5800-4	5800-7	5800-8
<b>Description</b>	Standard Base	5" Extended Base	Standard Base	4.5" Extended Base	4.5" Extended Base	Standard Base	Standard Base
<b>Head Type</b>	Standard	Standard	Standard	Standard	Standard	Swivel Sheave Head	Swivel Sheave Head
<b>Height</b>	26"	26"	24.25"	36"	48"	36"	48"
<b>Load Limit</b>	2000 lb	2000 lb	1300 lb	1300 lb	2500 lb	3800 lb	3800 lb
<b>Repl. Strap</b>	T400-2007	T400-2007	5049	5049	5049	5049	5049
<b>Weight</b>	14.25 lb	18.25 lb	8.6 lb	10.6 lb	33 lb	49 lb	52 lb

## TRANSFORMER & CROSSARM GINS WITH CHAIN BINDER

**Transformer Gins:** The standard base unit is for mounting on clear pole sections and the 5" extended base model allows mounting to bridge up to 4" x 5" crossarms. The swivel top head can be swiveled to bypass secondary lines when necessary. A wheel tightener and 36" chain is a part of each unit.

**Crossarm Gins:** Can be used with rope blocks or hand line to lift conductors from their insulators. A removable cadmium plated steel pin provides adjustment for crossarm from 3.5" x 4.5" up to 4.75" x 5.75."



Cat. ID	C400-0090	C400-0315	C400-0440	H20	T400-0870
<b>Description</b>	Transformer Gin w/ Standard Base	Transformer Gin w/5" Extended	Transformer Gin w/5" Extended	Crossarm Gin	Crossarm Gin
<b>Head Type</b>	Standard	Standard	Swivel Top	---	---
<b>Height</b>	26"	26"	48"	44"	56"
<b>Max Rating</b>	2000 lb	2000 lb	2000 lb	750 lb at 30 deg angle	500 lb at 30 deg angle
<b>Weight</b>	15 lb	30 lb	37 lb	10 lb	12 lb

## EPOXIGLAS INSULATED PLATFORMS

To provide convenient workstations for rubber-glove work on energized lines, these platforms quickly secure to pole with either a fixed mount or pivot mount.

- Two 2" diameter poles connect the platform to the mounting bracket
- Features 12" of clear insulation
- Maximum load rating: 500 lb
- For belt-on/restraining guide, add optional tripod or railing
- Three strips of 2" nonskid tape provide improved footing

Cat. ID	Description	Weight
<b>4' PLATFORM AND ACCESSORIES</b>		
C402-1042	4' Insulated Platform & Adjustable Pole Mount	49 lbs.
H4964A	Epoxiglas Tripod for 4' Platform	9 lbs.
C402-1055	Epoxiglas Railing for 4' Platform	13 lbs.
C402-1164	Pivot-type Pole Mount for 4' Platform	29 lbs.
<b>6' PLATFORM AND ACCESSORIES</b>		
C402-1043	6' Insulated Platform & Adjustable Pole Mount	56 lbs.
C402-0023	Epoxiglas railing for 6' Platform	15 lbs.
C402-1173	Pivot-type Pole Mount for 6' or 8' Platform	30 lbs.
<b>8' PLATFORM AND ACCESSORIES</b>		
C402-1079	8' Insulated Platform & Adjustable Pole Mount	60 lbs.
C402-0024	Epoxiglas Railing for 8' Platform	17 lbs.
C402-1173	Pivot-type Pole Mount for 6' or 8' Platform	30 lbs.
<b>TOWER MOUNTS, ADJUSTABLE AND PIVOT TYPE ARE ALSO AVAILABLE</b>		



Platform shown with optional Railing and Pivot Type Mount.



4' Platform shown with standard adjustable pole mount and optional Tripod.



Pivot-Type Mount option allows for easy positioning to access jobs. Permits linemen to swivel mounted platform through 140 horizontal degrees.

## SURFACE GUARD

Protective cover for mounting chain binder tools to concrete, fiberglass, and steel poles. Protects pole without reducing tools' load rating.



Cat. ID	Protector Size	Pole Dia.
PSC406-0624	7" x 4'	up to 15"
PSC406-0625	7" x 5'	up to 19"
PSC406-0626	7" x 6'	up to 23"
PSC406-0627	7" x 7'	up to 27"

## MULTI DUTY GIN

- Gin clamps at top of pole to lift heavy equipment
- Gin can be mounted lower on pole without changing mounting bracket to avoid obstructions
- 4"x4" Epoxiglas beam w/2000 lb. load rating
- With beam removed, mounting bracket can be used by itself for hanging transformers
- Maximum rating of gin bracket is 2500 lbs.
- The gin beam can be rotated in a half circle, swinging the load away from underbuild obstructions.



Cat. ID	Description	Weight
C400-0648	Multi-Duty Gin Complete	70 lb
C85W	Mounting Bracket with Wheel Tightener	17 lb

## THREE-PHASE BOOM LIFTS

Jib mounted, winch-driven three phase boom lifts enable a material-handler boom truck to lift single- or three-phase system conductors.

- Operator remains in bucket, positioned to perform such routine jobs as replacing insulators, crossarms or poles
- Wireholders latch easily from bucket with hookstick
- 12" Epoxirod link insulates each latch-release lanyard
- Vertical load per wireholder: 300 lb
- Balanced vertical load: 1200 lb (including tool)



Cat. ID	Truck Application	Weight
C400-1612	Asplundh: 3-3/4" diameter jib	225 lb
C400-1613	Telelect: 4-1/4" diameter jib	225 lb
C400-1614	Holan: 5-1/8" diameter jib	225 lb
C400-1664	Altec: 4" diameter jib	225 lb
C400-1677	High Ranger: 2-7/8" diameter jib	225 lb
C400-1709	Teco: 4" x 4" square jib	225 lb
C400-1710	Pitman: 4" x 5" square jib	225 lb
C400-1711	R.O. Products: 5-1/4" diameter jib	225 lb
Other sizes available, please call for more information		

### Each complete unit includes:

- 10' Vertical orange Epoxiglas mast (4" x 4")
- 10' Horizontal gray Epoxirod support arm (2-1/2" dia.) with four Roller-type Wireholders
- 6' Horizontal gray Epoxirod support arm (2-1/2" dia.) with one wireholder for center mast
- Storage bags for all components above



- For crossarm construction: 10' arm attaches at mast top (pictured)
- For armless construction: 6' arm attaches at proper level on series of mounting holes on mast



*Boom adapter can pin at various angles. Built-in scale continuously monitors load uplift. Nylon rollers ensure smooth mast travel.*



*Wireholders latch easily from bucket with hookstick. 12" Epoxirod link insulates each latch-release lanyard.*



*Center wire holder, used alone, permits single phase lifts.*



## BOOM WIPES

The pre-wash wipe is a cleaner-saturated towel that cleans grease, tar, creosote, salt spray, pine pitch, hydraulic fluid and road debris off fiberglass boom arms. Washes off during subsequent water rinsing.

Cat. ID	Length
B-1	Individually Packaged Wipes (24/case)
B-D72	Canister of 72 wipes

## BOOM MOUNTED LIFT ARM

Boom mounted lift arm can be utilized as a lifting attachment when mounted to derrick trucks and bucket trucks with lifting capabilities.

- Can be used for changing out poles, cross arms, insulators and mid span lifting requirements
- Lift arm can be mounted to a square, rectangular, round, or oval boom (order proper boom adapters & blocks)
- Mounting assembly features a ratchet which allows the arm to be positioned under load
- Fiberglass arm and mast assembly is 3" O.D. while the fiberglass brace is 1.5" O.D.
- Balanced load limit with brace is 1,000 lb. Unbalanced load limit is 200 lb per conductor holder.
- Arm assembly includes swivel support, brace, (2) brace clamps, and (3) fourway rollers.



Cat. ID	11686	11683	13128	13129
Description	Boom Bracket with Ratchet Assembly, fits 8"x8" to 11"x11" booms	Mast Assembly 5' x 3" with quick detach pin	Arm Assembly 9' x 3"	Arm Assembly 11' x 3"
Weight	38 lb	9.3 lb	37 lb	40 lb



Cat. ID	21642	12666	5034	12366	JTC-500
Description	Self Aligning Conductor	Super Duty Conductor	Four Way Conductor	Suspension Insulator String	Rope Sheave Head
Application	1.5" opening, for attachment to mast. Spring loaded latch is hot stick operable	For attachment to mast and jib adapters. Accept 2" dia conductors.	For mounting to 3" OD arm. Opening is 1.5". Spring loaded latch is hot stick operable	For attachment to mast. Works on both 9" and 10" dia insulators	For 3/4", 500 lb swl
Max Load	300 lb	500 lb	300 lb	---	---

## JIB EXTENSIONS



A



B



C

A	C400-0747	Roller Wireholder
B	P400-1594P	Round Jib Adapter
C	T400-1525	3" dia. Round Jib Extension



D



E

D	C400-1669	Roller Wireholder
E	T400-1525	3" dia. Round Jib Extension



F



G



H

F	C400-0747	Roller Wireholder
G	P400-2536P	Square Jib Adapter
H	PST400-2748	4"x4" Square Jib Extension



I

I	PST400-2818	3" dia. Round Jib Extension with Wireholder
---	-------------	---



J

J	PST400-3059	3" dia. Round Jib Extension with Wireholder & Sheave
---	-------------	--



**GREAT  
service!**

We can help you with  
selections and solutions.



**FAST  
deliveries!**

## SWIVEL HOOK LADDERS

Swivel hook ladders are available in standard duty and heavy duty:

- Standard Duty Ladders (**2" side rails**) are normally used for vertical suspension applications.
- Heavy Duty Ladders (**2.5" side rails**) are recommended where men are required to work from the ladder in a tagged out position

<b>CHANCE</b>	Cat. ID	Length	Max Work Load	Weight
<b>Standard Duty</b> 2" Side Rails & 8" Hooks	H4904-8	8'	1250 lb	42 lb
	H4904-10	10'	1250 lb	46 lb
	H4904-12	12'	1250 lb	52 lb
	H4904-14	14'	1250 lb	60 lb
	H4904-16	16'	1250 lb	68 lb
<b>Heavy Duty</b> 2.5" Side Rails & 8" Hooks	H4905-8	8'	1250 lb	47 lb
	H4905-10	10'	1250 lb	55 lb
	H4905-12	12'	1250 lb	63 lb
	H4905-14	14'	1250 lb	70 lb
	H4905-16	16'	1250 lb	76 lb
	H4905-18	18'	1250 lb	85 lb
	H4905-20	20'	1250 lb	98 lb
Add suffix "A" to Cat No for 14" hooks (1000 lb work load) Add suffix "B" to Cat No for 18" hooks (750 lb work load)				

- Hooks are formed from 1" tempered steel and can be swiveled.
- Steel chains clip to hooks to assist in securing ladder to support
- Rung material for both rated ladders are 1-1/4" sand-coated Epopiglas




<b>H HASTINGS</b>	Length	Cat. ID (7.5" Hooks)	Cat. ID (12" Hooks)	Cat. ID (15.5" Hooks)
<b>Standard Duty</b> 2" Side Rails	8'	7235	7240	7245
	10'	7236	7241	7246
	12'	7237	7242	7247
	14'	7238	7243	7248
	16'	7239	7244	7249
<b>Heavy Duty</b> 2.5" Side Rails	10'	13023	13024	13025
	12'	13026	13027	13028
	14'	13029	13030	13031
	16'	13032	13033	13034
	18'	13035	13036	13037
	20'	13038	13039	13040

- Hooks fold for storage.
- Plated steel safety chains are standard.
- Fiberglass rails and rungs have a solid foam core and are coated with non-slip grit.



## SPLICED LADDERS



### HASTINGS

All models are two section, spliced fiberglass ladders featuring heavy duty 2.5" siderails. Ladder options include three hook sizes.

Length	Cat. ID (7.5" Hooks)	Cat. ID (12" Hooks)	Cat. ID (15.5" Hooks)
16' (10' & 6')	20898	20899	20900
18' (12' & 6')	20901	20902	20903
20' (14' & 6')	20904	20905	20906
22' (14' & 8')	20907	20908	20909
24' (14' & 10')	20910	20911	20912




### CHANCE

All models are heavy duty with 2.5" siderails. Chance ladders feature 8" hooks and are interchangeable, offering many options for total reach.

Cat. ID	Top Section Length	Weight
C402-0482	10'	44 lb
C402-0402	12'	48 lb
C402-0404	14'	52 lb
C402-0407	16'	46 lb
C402-0411	20'	64 lb
T402-0423	10' middle section	44 lb
C402-0418	8' bottom section	28 lb
C402-0421	10' bottom section	32 lb
C402-0422	12' bottom section	36 lb
Cat. ID 059738P - Klik Pin Cat. ID P402-0041 Eye Pin		

## THREE RAIL LADDER



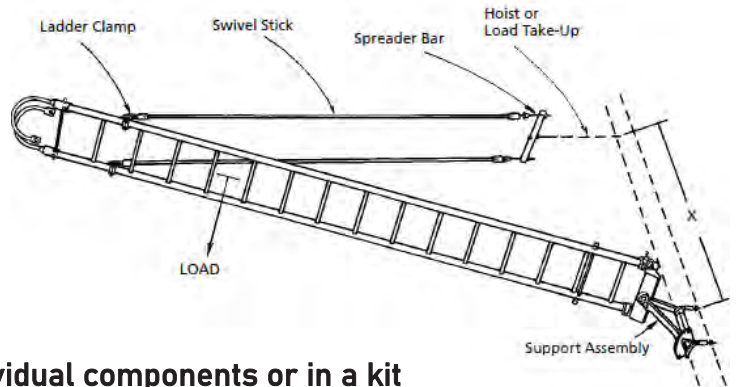
Cat. ID	Description	Weight
C402-0119	20' Straight Ladder	100 lb
C402-0512	8' Bottom Section	43 lb
C402-0513	12' Bottom Section	52 lb
C402-0514	12' Top Section	62 lb

The greater mechanical strength and less deflection of the Three Rail Ladder increases the efficiency of the lineman when working in a tagged-out position.


2.5" center rail is capped on both ends and 2" side rails with 8" swivel hooks on top and caps on bottom.

## LADDER SUPPORT ATTACHMENTS


- Converts epoxiglas ladder to a platform for live-line maintenance
- Kits are designed for use on **2.5"-dia. side rail** ladders. For 2" side rail application order individual components (call customer service for assistance)
- Sets are designed for steel or wood structures, vertical or horizontal
- Support the structure-end of the ladder in a tagged-out position




Can be ordered as individual components or in a kit



Vertical Tower Mount



Horizontal Tower Mount



Vertical Wood/Steel Pole Mount



Spreader Bar  
E402-0009

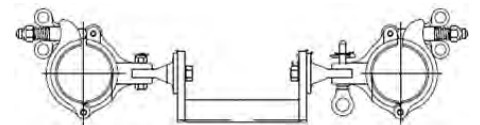


Double Clamp  
E402-0092



Ladder Clamp

E402-0138 (for 2.5" side rails)  
PST400-0833 (for 2" side rails)



Yoke Assembly

E402-0568 (for 2.5" side rails)  
PSE4020568001 (for 2" side rails)

### Kit Options:

Kit Consists of:	C402-0139 for Vertical Attach. on Towers	C402-0140 for Horiz. Attach. on Towers	C402-0155 for Vertical Attach. on Wood/Steel Poles
E402-0525 Vertical Tower Attachment	1		
E402-0087 Horizontal Attach. Tower		1	
E402-0526 Vertical Attach.			1
E402-0568 Yoke Assembly	1	1	1
E402-0009 Spreader Bar	1	1	1
E402-0138 Ladder Clamp	2	2	2
E402-0141 Swivel Stick	2	2	2
E402-0092 Double Clamp	1	1	1



Cat. ID	Description
E402-0141	12.5' Swivel Stick
T402-0899	6' Swivel Stick
T402-0900	8' Swivel Stick
T402-0901	10' Swivel Stick

For ladders with **2" side rails**, in addition to tower assembly and other accessories, you will need the following specially sized yoke assembly and ladder clamp:

- **Cat. ID PSE4020568001** Yoke Assembly for 2" side rails
- **Cat. ID PST400-0833** Ladder Clamp for 2" side rails



## STRAIN LINK STICK



- Used as insulation between rope blocks and a hot line wire grip
- For deadend structures and running corners
- Attached to conductor close to wire tong to support conductor loads
- Also used to support middle conductor on H frame structures during insulator or crossarm changes

Cat. ID	O.A. Lgth	PoleDia & Lgth	Jaw Opening		Work Load Lbs.	Wgt Lbs.
			Min	Max		
H4716-1	3"-3"	1.5"x2'	.44	1.06	6,500	4.75
H4716-2	4'-9"	1.5"x4'	.44	1.06	6,500	5.75
H4716-3	6'-9"	1.5"x6'	.44	1.06	6,500	6.75
H4716-4	8'-9"	1.5"x8'	.44	1.06	6,500	7.75
H4716-5	10'-9"	1.5"x10'	.44	1.06	6,500	8.75
H4716-6	12'-9"	1.5"x12'	.44	1.06	6,500	9.75
H4717	5'	1.5"x4'	.72	1.50	6,500	9.875
H4717-1	7'-2"	1.5"x6'	.72	1.50	6,500	11.875
H4718	5'-2"	1.5"x4'	1.00	2.50	6,500	11.125
H4718-1	7'-2"	1.5"x6'	1.00	2.50	6,500	13
H4718-2	9'-2"	1.5"x8'	1.00	2.50	6,500	15
H4718-3	11'-2"	1.5"x10'	1.00	2.50	6,500	17
H4718-4	13'-2"	1.5"x12'	1.00	2.50	6,500	19

## SPIRAL LINK STICK



- Replaces strain link stick when lineman cannot safely install one by hand
- A lifting eye on the head ferrule enables the lineman to guide the spiral link stick to the conductor with a hotstick
- 1-1/4" Epoxiglas pole

Cat. ID	Length	Pole Dia. x Length	Max. Conductor	Work Load
H4722	27.5"	1.25" x 15.4"	1510.5 kcmil ACSR	3500 lb.
C400-0812	57.5"	1.25" x 42"	1510.5 kcmil ACSR	3500 lb.

## ROLLER LINK STICK



- For spreading and holding conductors at midspan when relocating a pole
- Applied to conductor at pole and pulled to position by hand line on butt ring
- Handline should be secured by a temporarily installed screw anchor or other fixed object
- Rotating the pole closes the hook, leaving head free to roll along conductor

Cat. ID	Length	Pole Dia. x Length	Max. Conductor	Work Load
H4714-4	58"	1.25" x 4'	605 kcmil ACSR	1000
H4714-6	82"	1.25" x 6'	605 kcmil ACSR	1000

## ADJUSTABLE STRAIN POLES



E401-0138P

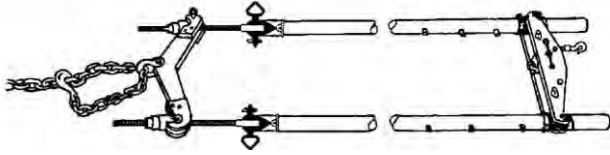
- For many transmission and EHV maintenance applications
- Helps support conductors while insulators are removed
- Used with yoke plates and hook assemblies at the conductor
- Five stainless steel crosspins are located at 6" intervals on the 2" diameter Epoxiglas poles
- 12" Strain Jack included with each Strain Pole

Cat. ID	Description	Max Voltg	Insulatd Section	O.A. Lgth	Wgt Lbs.
C401-2144	6' Strain Pole	72.5kV	36"	7'-8"	18
C401-2145	7' Strain Pole	169kV	48"	8'-8"	18.75
C401-2146	8' Strain Pole	242kV	63"	9'-11"	19.5
C401-2147	10' Strain Pole	302kV	84"	11'-8"	20.87
C401-2215	12' Strain Pole	362kV	102"	13'-2"	22.25
C401-2148	14' Strain Pole	552kV	135"	15'-11"	23.75
C401-2149	18' Strain Pole	765kV	180"	19'-8"	26.5

### Accessories

E401-0138P	2" Adjustable Pole Clamp	2
E401-1998P	12' Acme-thread Strain Jack	3
V401-0157P	24' Acme-thread Strain Jack	4
V401-0158	36" Acme-thread Strain Jack	6
E401-1510P	Steel Through Pin	.375
059738P	Klik Pin	.06

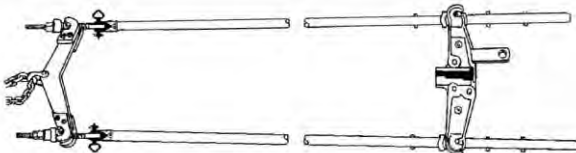
## HEAVY DUTY TWO-POLE STRAIN CARRIERS



- Relieve strain from an insulator string to permit removal from energized lines
- Normally used on a single string of insulators
- Also used for multiple strings where conductor end hardware permits attachment
- Max load rating is 15,000 lb per insulator string

Cat. ID	Pole Length	Distance Between Yokes	Weight
C401-2174	6'	49" - 81"	81 lb
C401-2175	7'	59" - 93"	83 lb
C401-2176	8'	74" - 108"	85 lb
C401-2177	10'	95" - 129"	89 lb
C401-2216	12'	113" - 147"	95 lb
C401-2178	14'	146" - 180"	97 lb
C401-2179	18'	191" - 225"	105 lb

## STD DUTY STRAIN CARRIERS



- Same basic use as the two pole strain carrier
- Distribution strain carrier has a compression deadend yoke at the hot end
- Max load rating is 6,500 lb per insulator string

Cat. ID	Pole Length	Distance Between Yokes	Weight
C401-0411	6'	47.5" - 81"	82 lb
C401-0410	8'	71.5" - 105"	92 lb

## DEADEND SOCKET

Cat. ID C401-1184

- Furnished with the two pole strain carrier
- For extension links with 7/8" shank and 1.5" collar



## TWO-POLE STRAIN CARRIER ACCESSORIES

### TWO-POLE YOKES



C401-1720



C401-1721

- Can be ordered separately to make two pole strain carriers.
- Fabricated of high strength aluminum plate
- Max load rating 15,000 lb per insulator string

Cat. ID	Description	Weight
C401-1720	Conductor End Yoke Assembly (includes hook)	25 lb
C401-1721	Structure End Yoke Assembly (includes chain and attach. hardware)	20 lb

## DEADEND COMPRESSION YOKE ASSEMBLY



Cat. ID C401-0095

- Used with two pole strain carriers, these units grip compression sleeves over the compressed area, requiring no shoulder or adapter to pull against
- 11,000 lb max load (with 2" adjustable strain poles)
- Includes a hot link extension for 3/4" & 1" dia shank and 4 sets of shoes for conductor 477-1351 MCM ACSR

## TAKE-UP TRUNNIONS



E401-2066P



E401-2068P

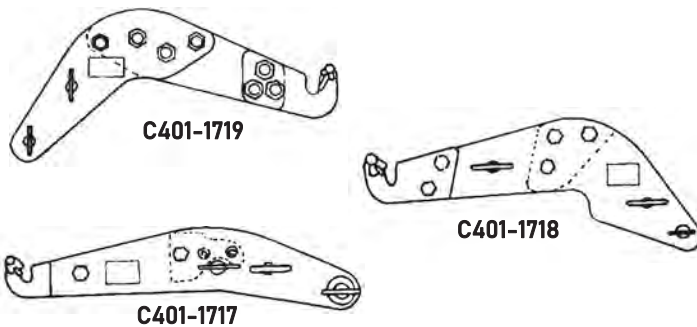


T401-2265

- Bronze alloy and ball thrust bearing construction
- Equal the capacity of all Chance yokes
- Requires M19483 Ratchet

Cat. ID	Description	Weight
E401-2066P	(1) Large Trunnion	3.5 lb
E401-2068P	(1) Small Trunnion	2 lb
T401-2265	Trunnion Gauge for 3/4" acme threads	.5 lb


## SINGLE-POLE STRAIN CARRIER YOKES



- Can be used with adjustable strain poles to remove the strain from one string of multiple strings of deadend insulators
- Should be purchased in pairs to fit specific yoke plate construction
- Same yoke assemblies can be used on both the hot and cold end of the insulator string as they hook into the yoke plate hardware
- Rated at 15,000 lb max load per insulator string

Cat. ID	Fits Yoke Plates	Wgt
C401-1719	Flat Plates up to 3/4" thick	25 lbs.
C401-1718	Flat Plates up to 1" thick	25 lbs.
C401-1717	Rectangular or Triangular Plates up to 3/4" thick	25 lbs.

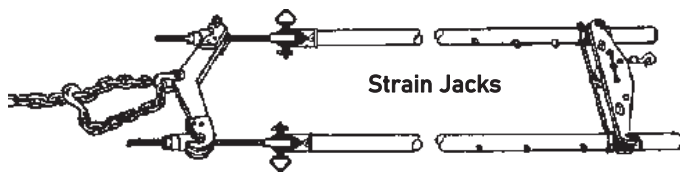
## STRAIN POLES



- For bundle conductor yoke plates
- Accommodate a wide range of yoke plate designs and hole spacings
- Commonly used in deadend rigging, for "V" strings and restrained angles, poles offer two clevis lengths and overall lengths
- 12,000 lb max load capacity with a 1" wide clevis for aluminum conductor yoke plates

Cat. ID	Description	Working Length	Weight
H194-9113	Butt Swivel, Clevis 3.35" x 1"	113"	17 lb
C400-0612	Butt Swivel, Clevis 1.56" x 1"	113"	14 lb
C400-0613	Butt Swivel, Clevis 1.56" x 1"	134"	15 lb
PSC400-2915	Clevis, Clevis 1.56" x 1"	113"	14 lb
PSC400-2916	Clevis, Clevis 1.56" x 1"	134"	15 lb

## STRAIN POLE ACCESSORIES



Strain Jacks



Tongue Type Strain Jacks



Clevis Type Strain Jacks



M1948-3 Ratchet Wrench

Cat. ID	Description	Weight
M1948-3	Ratchet Wrench	2.2 lb
E401-1998P	12" Strain Jack, Tongue Type	3 lb
V401-0157P	24" Strain Jack, Tongue Type	4 lb
V401-0158	36" Strain Jack, Tongue Type	6 lb
H4785-1	12" Clevis Ratchet Screw	5.5 lb
H4785-2	18" Strain Jack, Clevis Type	8 lb
H4785-3	24" Strain Jack, Clevis Type	10 lb
SPM2-9471	Acme Eye Nut	1 lb

## TRANSMISSION INSULATOR CRADLE



- Used to make insulator changes by supporting the string while damaged insulators are replaced
- Also used to pivot the string so that it may be removed and lowered to the ground
- On deadends or running corners, cradles are used in conjunction with strain carriers
- In straight suspensions, they are used with various link sticks or adjustable strain pole assemblies

Cat. ID	Length	Capacity	Weight
H1840-6	6'	10 - 10" Insulators	19.75
H1840-8	8'	14 - 10" Insulators	24
H1840-10	10'	18 - 10" Insulators	27

## STATIC GROUND



- Eliminates electrostatic charge when working insulator strings
- Drains off charge from insulator string to tower leg
- 6' of No. 2 grounding cable is attached
- Flat face clamp at one end of grounding cable
- Adjustable jaws fit insulator caps 2.5" - 6"

Cat. ID	Description	Weight
HG4230-1	with Eyescrew Clamp	5 lb
C600-0000	with "T" Handle Clamp	5 lb

## EHV TROUGH-DESIGN INSULATOR CRADLE

- For making insulator changes on lines energized up to and including 500KV
- Also for lowering insulator strings on deadend and swinging corner construction, and to raise the insulators on long suspension units
- Deep trough design holds insulator string securely



Cat. ID	Description	10" Insulator Capacity	Wgt lbs
H1950-9	9' Insulator Cradle	19	23
C401-0015	11"-4" Insulator Cradle	25	27
H1950-90	Insulator Cradle Carrier	---	25



## EHV SIDE OPENING INSULATOR CRADLE



- For selective removal of any one string in deadend bundles, double, triple or quad
- Eliminates the need for removing top strings in bundle access lower string
- Shipped with bridle for attaching to swivel boom, an insulator retaining plate, and either 15" or 31" hook assemblies
- 500 lb max load for 9' cradle
- 1000 lb max load for 13' & 16' cradles

Cat. ID	Description	Wgt
C401-0358	9' Cradle, 15" Support Hooks	93 lb
C401-0359	9' Cradle, 31" Support Hooks	98 lb
C401-0356	13' Cradle, 15" Support Hooks	119 lb
C401-0357	13' Cradle, 31" Support Hooks	124 lb
C401-0354	16' Cradle, 15" Support Hooks	125 lb
C401-0355	16' Cradle, 31" Support Hooks	131 lb
C401-0361	(1) 15" Support Hook	10 lb
C401-0362	(1) 31" Support Hook	12 lb
C401-0455	Insulator Retaining Plate	8 lb

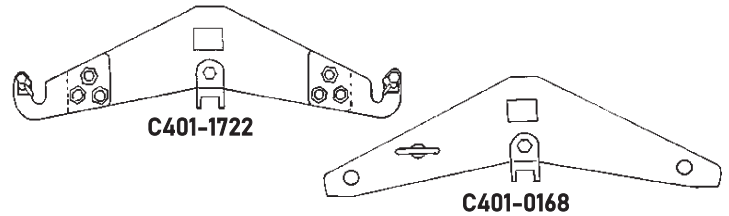
## J-HOOK ASSEMBLY



### Cat. ID C402-0790

- For removal of deadend insulator strings
- Plastisol-covered steel hook swivels on end of a 2" x 36" Epoxiglas pole
- 2.5" diameter pole clamp at the top end
- Useful in removing bottom string in a 3 bundle insulator string
- Rated working load: 250 lbs per hook

## SUSPENSION YOKES



- C401-1722 yoke is used with the H2947 series adjustable strain poles
- C401-0168 yoke is used with clevis strain poles
- 15,000 lb max load per insulator string
- Has two spring loaded latches which engage and lock the pole clamp into position on the yoke, 26" apart center to center

Cat. ID	Description	Wgt
C401-1722	Strain Pole Yoke - 3.5" Swivel Saddle	26 lb
C401-0168	Clevis Pole Yoke - 3.5" Swivel Saddle	23 lb

## ADJUSTABLE HOOK ASSEMBLY

### Cat. ID M4724-1

- A direct method of relieving load on suspension string
- Conductor clamp has contoured seat with a trapping gripper and is operated by an eyescrew
- Conductor range is 1-1/8" -2-1/2" dia
- Can be positioned every 6" on the strain pole
- 3,500 lb max load



## SUSPENSION LINK STICKS



These sticks are designed for use on conductors from 1" - 2-1/2" dia. and can be used with various types of takeup devices at the structure end. The lip of the hook, actuated by an eye screw, swivels to accommodate various conductor sizes.

Max load: 6,500 lbs.

Cat. ID	Pole Dia & Lgth	Weight
H4720-84	1-1/2" x 84"	14 lb
H4720-96	1-1/2" x 96"	16 lb
H4720-114	1-1/2" x 114"	18 lb

## STRUCTURE YOKES

### STEEL TOWER YOKE



**Cat. ID H478322**

- Fits over tower arm, serving as a support for strain poles
- Yoke legs fit most tower structure configurations
- Max load: 12,000 lb

### WOOD OR H-FRAME TOWER YOKE



**Cat. ID C400-0219**

- Two clamp bolts secure the yoke to the double plank crossarms and are adjustable to 9", 11", 13"
- Vertical take-up 9"-12"
- Max load: 12,000 lb

### STEEL ARM YOKE



**Cat. ID C400-0445**

- Use on steel pole arm
- Swivel castings in end of yoke for proper alignment of strain poles
- Load rating dependent on angle of end plates Max load: 15,000 lb

### STEEL ARM BRACKET



**Cat. ID T400-0838**

- This bracket is used with steel arm yoke (above) where the steel arm is not equipped with an end plate.

## TOWER HANDLINE GIN

**Cat. ID M1979**

- 3' x 3" x 1/4" with an aluminum-welded end-plate securing bronze, free-swivel butt ring
- Snatch blocks hooked into butt ring keep handlines from dragging over tower structure
- Hook adjustment will fit tower angle from 1-3/4" x 1-3/4" up to 6" x 6"
- 21" long with a 500 lb max load



## TROLLEY POLE SUSPENSION INSULATOR TOOL



H4723-2



H4723-4



C400-0152

- Rolls a string of suspension insulators into the structure so that units can be replaced
- Can be fastened horizontally under the tower arm using tower type wire tong saddles

Cat. ID	Description
H4723-2	Fork Suspension Tool Attach. for 2.5" Pole
H472-1112	Trolley Pole (2.5" x 12')
H4723-4	Single Trolley Wheel with 2.5" Pole Clamp
C400-0152	Tandem Trolley Wheel with 2.5" Pole Clamp

## HOT STICK TENSION PULLER



- Equipped with rings for use with a Grip-All Clampstick or with rubber gloves
- Non-swiveling hook on each end for positive hotstick operation
- Spring loaded gate rotates 135 degrees left or right from closed position

Cat. ID	Description
C400-0574	34.5KV Hot Stick Tension Puller
C400-0575	69KV Hot Stick Tension Puller
C400-0600	Tie Back Clamp (#4 - 397.4 kcmil ACSR)
C400-0573	Tension Puller Hook Adapter

## INSULATOR LIFTERS

**Cat. ID PSC400-2927**

This high-density, 12.6" dia. bell lifter is made of sturdy polyethylene. 400 lb Test Load Wgt: 13.5 lbs.



PSC400-2927

**Cat. ID LH95**

This 10" dia. bell lifter is rubber coated to protect porcelain insulators. 8,000 lb Test Load Wgt: 65 lbs.



LH95

## CHAIN HOISTS

### Roller Chain Type

**COFFING®**  
HOISTS



- These hoist are popular with lineman because they offer a longer reach when "bicycle" chain is held sideways.
- Rugged, durable design and construction assures sure operation and freedom from maintenance.
- Hoist is free chaining when not under load.
- Single, double, and multi chain models are offered.
- Double chain models offer extended reach at half the load when used in the single chain mode
- Not designed for side loads

### SINGLE PAWL MODELS

Cat. ID	Capacity	Handle Length	No. of Chains	Std Lift	Wgt (lbs.)
AG	1,500 lb.	18.75"	1	56.5"	14
ATG	3,000 lb.	18.75"	2	57"	17
FG	3,000 lb.	27.5"	1	56.5"	25
FTG	6,000 lb.	27.5"	2	57"	34
ZG-4.5	9,000 lb.	33.5"	3	53"	49
ZG-6	12,000 lb.	33.5"	4	53"	59
WG-9	18,000 lb	33.5"	5	60"	120
WG-11	22,000 lb	33.5"	6	60"	130
WG13	26,000 lb	33.5"	7	60"	140
WG-15	30,000 lb	33.5"	8	60"	150

### DOUBLE PAWL MODELS

Allows load to be raised or lowered with only a half stroke of the handle.

Cat. ID	Capacity	Handle Length	No. of Chains	Std Lift	Wgt (lb)
AGI	1,500 lb.	18.75"	1	56.5"	14
ATGI	3,000 lb.	18.75"	2	57"	17
FGI	3,000 lb.	27.5"	1	56.5"	25
FTGI	6,000 lb.	27.5"	2	57"	34


## PULLING HOOKS



Commonly referred to as "tuning fork" or "crows foot", this hook holds a conductor or guy deadened in line with the cable for ease during installation.

Style	Cat. ID	Work Load	Eye Width x Length
A	9055	5200 lb.	1.5" x 10"
A	9062	4000 lb.	1.5" x 15"
B	WPH3	3500 lb.	-----

## PULLING EYE



REMOVE  
WEDGE FOR  
USE ON  
1-1/4" RODS

### Cat. ID PE-1

This tool provides a large offset eye to accommodate hoist hooks and leaves the anchor eye free for attaching guy grips or strand vises. The included PE-1-B adapter bushing quickly adjusts to fit 1/2" - 1-1/4" rods. *Safe work load is 6,000 lbs.*

**CHAIN HOISTS**

**COFFING®**  
HOISTS

*Coil Chain Type*

- These hoists incorporate a dual ratchet and pawl design which provides easy operation and freedom from maintenance.
- The body and handle are built of high-strength aluminum alloy for light weight and corrosion resistance.
- An open body construction permits easy inspection of suspension hook assembly.



Cat. ID	Capacity	Handle Length	No. of Chains	Std Lift	Wgt (lb)
RA-15	1,500 lb	20.5"	1	60"	12
RA-20	2,000 lb	20.5"	1	60"	12
RA-15-2	3,000 lb	20.5"	2	60"	18
RA-30	3,000 lb	20.5"	1	60"	23
RA-40	4,000 lb	20.5"	1	60"	23
RA-30-2	6,000 lb	20.5"	2	60"	35
RA-30-3	9,000 lb	20.5"	3	60"	53
RA-30-4	12,000 lb	20.5"	4	60"	63

Disc Break Models also Available

**COFFING®**  
HOISTS

**CHAIN HOISTS**

*Coil Chain Type*

This compact hoist is simple, light weight, and economically priced.



Cat. ID	Capacity	Handle Length	Std Lift	Wgt (lb)
LSB-1500B-5	1,500 lb	9.25"	5'	12
LSB-2000B-5	2,000 lb	9.25"	5'	14
LSB-3000B-5	3,000 lb	14.5"	5'	21
LSB-6000B-5	6,000 lb	14.5"	5'	35
LSB-12000B-5	12,000 lb	14.5"	5'	67

Other Lifts Available

**CHANCE®**

**CHAIN HOISTS**

*Coil Chain Type*

- Lightweight, high strength handle and sheave housings are heat treated aluminum
- High strength alloy steel chain is polished for smooth action and low wear
- Load hooks are forged steel with automatic spring-loaded latches
- Two way handle allows for easy access and operation overhead or below chest level



Cat. ID	Rating	Handle Length	Std Lift	Weight
C309-0438	1,500 lb	20"	5.5'	14 lb
3011S	2,000 lb	20"	5.5'	14 lb
C309-0439	3,000 lb	20"	5.5'	22 lb
4012	4,000 lb	20"	5.5'	28.5 lb

**CMSO**  
COLUMBUS MCKINNON

**CHAIN HOISTS**

*Coil Chain Type*

These Mini Ratchet Lever Hoists are compact and comfortable. Can be used in confined conditions with one-hand operation. Features a rubber hand grip for better comfort.



Cat. ID	Rating	Handle Length	Std Lift	Wgt (lb)
0210	550 lb	6.3"	5'	6
0214	550 lb	6.3"	10'	7
0215	1100 lb	6.3"	5'	7
0216	1100 lb	6.3"	10'	8



## STRAP HOISTS

These strap hoists are "convertible" models. They can be used in a single or double strap mode. The single strap mode allows for a longer reach at half the capacity.

All have fiberglass handles, web straps, and are available with different combinations of standard hooks, hot stick rings, and gate hooks. **For use on straight pulls only.**



Standard Hook



Hot Stick Ring



Swivel Gate Hook



Hot Stick Ring & Gate Latch



**LITTLE MULE**

- Overload Protection handle bends to warn of hazardous condition and prevents dangerous overload.
- 360° swiveling hooks equipped with latches for positive load engagement.
- Double, interlocking pawl mechanism assures one pawl is engaged at all times.
- Lightweight & Rugged cast aluminum and zinc alloy housings.

Cat. ID				Single Strap		Double Strap		Handle Length	Weight
Standard Hook	Hot Rings	Gate Hooks	Hot Stick & Gate Hook	Capacity (lb)	Lift (ft)	Capacity (lb)	Lift (ft)		
300A	300DA	300CA	---	1500	9	3000	4.25	20"	12 lb
---	---	322CB	322DHB	1500	14	3000	7	24"	12.5 lb
344B	344DB	344CB	344DHB	2000	11	4000	5.5	30"	12.5 lb
6000A	6000DA	6000CA	---	---	---	6000	5	30"	26.5 lb



**LUCALL**  
CORPORATION

- All the parts to switch from double line to single line are on the hoist.
- Stress link signals the operator of an overload condition by breaking before the fiberglass handle breaks and/or the hoist is overloaded
- Double interlocking pawl mechanism. No load brakes to slip or fail.
- Cast aluminum frame

Cat. ID				Single Strap		Double Strap		Handle Length	Weight (lb)
Standard Hook	Hot Rings	Gate Hooks	Hot Stick & Gate Hook	Capacity (lb)	Lift (ft)	Capacity (lb)	Lift (ft)		
2A	2B	2U	2HB	1000	10	2000	5	30"	10.25
25A	25B	25U	25HB	1500	8	3000	4	20"	10
4A	4B	4U	4HB	2000	10	4000	5	36"	15.5

**These hoists are not insulated live-line tools. They should be used with appropriate length, properly applied insulating link sticks when working on energized electrical lines.**

## CHANCE STRAP HOISTS

- These strap hoists all feature a hook with gate latch and a hot stick hook
- Two handle options for rubber glove work (standard) or hot stick work (with hot stick hook)
- Automatic spring-loaded latches on swivel forged steel hooks
- Aluminum alloy frame has an open design for easy cleaning in mud or ice
- Interlocking pawls for sure control without brakes that can slip



Cat. ID		Single Strap		Double Strap		Handle Length	Weight (lb)
Standard Handle	Handle w/Hot Stick Hook	Capacity (lb)	Lift (ft)	Capacity (lb)	Lift (ft)		
PSC309-0451	PSC309-0452	1500	6	3000	3	30"	13
PSC309-0323	PSC309-0467	2000	6	---	---	22"	14
PSC312-0000	PSC309-0468	4000	4	---	---	36"	15

These hoists are not insulated live-line tools. They should be used with appropriate length, properly applied insulating link sticks when working on energized electrical lines.

## HOIST LINK STICKS

To permit hot-line work with a nylon-strap ratchet hoist, a properly applied link stick insulates the hoist from an energized conductor. The fiberglass link helps to overcome the loss of dielectric properties when the web straps become contaminated through field use.

### CHANCE

- 1 1/2"-diameter Epoxiglas pole with a steel hook on one end
- Butt swivel on end opposite of steel hook
- Rated working load: 4,000 lb



Cat. ID	Description	Weight
C400-1175	15" Isolated Link w/Hot Stick Ring	4 lb
C400-2399	18" Isolated Link w/Hot Stick Ring	5 lb
C400-2400	24" Isolated Link w/Hot Stick Ring	6 lb

### HASTINGS

- Lightweight 1" diameter fiberglass
- Load limit 4,000 lb

Cat. ID	Link Length	Style	Weight
3413	6"	Swivel Eye & Safety Hook	2.3 lb
3413-1	6"	Hot Stick Safety Latch	2.3 lb
3414	12"	Swivel Eye & Safety Hook	2.5 lb
3414-1	12"	Hot Stick Safety Latch	2.5 lb
3409	6"	Safety Hook & Clevis Roller	2.3 lb
3410A	12"	Safety Hook & Clevis Roller	2.5 lb
3409-1	6"	Hot Stick Safety Latch & Clevis Roller	2.3 lb
3410-1	12"	Hot Stick Safety Latch & Clevis Roller	2.5 lb

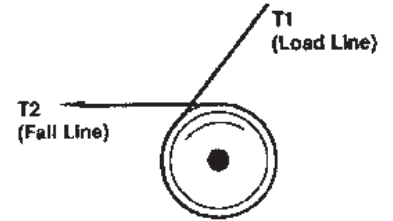


## 1,000 LB. CAPSTAN HOISTS



Lightweight, powerful portable hoists move heavyweight and difficult-access tasks including:

- Setting utility poles
- Pulling wheeled equipment over obstacles
- Raising transformers
- Hoisting heavy insulators
- String & Tensioning conductors
- Pulling indoor and underground cable
- Cell Tower erection




*Example:* 4 wraps of rope = 1:44 ratio. That is, 1 lb. pull on Fall Line develops 44 lb. on Load Line. Therefore, 20 lb. of pull develops 880 lb. of lift.

Features a multiple-planetary drive/back-stop clutch assembled on the center shaft to a steel gear case with full-length internal teeth. Control is so accurate, loads can be moved fractions of an inch at a time.



ELECTRIC CAPSTAN  
C308-1172



GASOLINE CAPSTAN  
C308-1190



HYDRAULIC CAPSTAN  
C308-1180

Cat. ID	Description	Speed with 1000 lb Load	Power Source for 1000 lb Load	Weight
C308-1172	12V DC Capstan Hoist (includes foot switch, 25' cable, terms, relay)	22 ft/min	90 amps	56.5 lb
C308-1170	115V AC Capstan Hoist (includes foot control switch)	40 ft/min	14 amps	49 lb
C308-1171	230V AC Capstan Hoist (includes foot control switch)	21 ft/min	7 amps	49.5 lb
C308-1190	Gasoline Capstan Hoist (includes foot throttle control)	40 ft/min	7,000 rpm	46 lb
C308-1180	Hydraulic Capstan Hoist (order foot control switch separately)	93 ft/min	8 gpm; 1,000 psi	28.5 lb

## PORTABLE MATERIAL HANDLER



Portable system sets up fast where large vehicle mounted equipment is impractical.

- Lifts tools, apparatus, sets poles, and moves materials
- Mounts to wood, concrete or steel poles and angle-member structures

Combine 1,000 lb. hoist with the following:

Cat. ID	Description	Weight
C316-0760	Chassis Only	38 lb
C417-0343H	Take-Up Reel with handle holds 600' x 1/2" or 1500' x 3/8" rope	20 lb
C308-0925	Universal Bracket	8 lb
C417-0346	Chain Clamp (two required)	7 lb

## 1,000 LB. CAPSTAN HOIST COMPONENTS & ACCESSORIES

### ROPE LOCK DEVICE



**Cat. ID C308-0856**  
Includes mounting bolts and washers. Accepts 1/2", 5/8" and 3/4" rope.

### CHAIN CLAMPS



**Cat. ID E308-1334P**  
Two required for all-purpose or bolt-down brackets. Chains are 72" long.



**Cat. ID C417-0346**  
For universal brackets. Two required for use with bracket.

### WEATHER SHIELD



**Cat. ID C308-0909** For 12V DC hoist. Includes band clamp.

### HITCH MOUNTING BRACKET



**Cat. ID T308-0999** For 12V DC hoist. Includes band clamp.

### FOOT CONTROLS



Cat. ID	Description	Weight
C417-6145	Foot control for 12 Volt DC Drive	3.5 lb
C417-0337	Foot control for 115V & 230V AC	4 lb
C308-0685	Foot control for Hydraulic Drive	24 lb

### ALL PURPOSE BRACKET



**Cat. ID C308-1335** Includes two chain clamps (E308-1334P) for poles, angles and beams.

### BOLT DOWN BRACKET



**Cat. ID E308-1321P** Same as above, but does not include chain clamps.

### UNIVERSAL BRACKET



**Cat. ID C308-0925**  
Recommended for gas-line hoist. Bolts down or uses two chain clamps for mounting.

### SWIVEL BRACKET



**Cat. ID C308-0903**  
Use with C-Bracket (below) to mount hoist on truck.

### C-BRACKET



**Cat. ID C308-0890**  
Includes mounting bolts

### SWIVEL TRUCK MOUNT



**Cat. ID T308-1506** Assembled swivel bracket and C-bracket (shown above)

### REPLACEMENT CAPSTAN DRUM

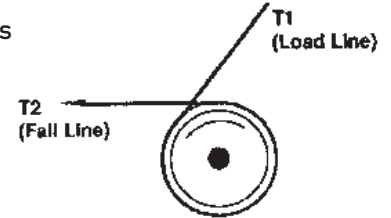
**Cat. ID E308-1327P**  
Does not include mounting bolt or washer.

## 3,000 LB. CAPSTAN HOISTS



Lightweight, powerful portable hoists move heavyweight and difficult-access tasks including:

- Setting utility poles
- Pulling wheeled equipment over obstacles
- Raising transformers
- Hoisting heavy insulators
- String & Tensioning conductors
- Pulling indoor and underground cable
- Cell Tower erection



*Example:* 4 wraps of rope = 1:44 ratio. That is, 1 lb. pull on Fall Line develops 44 lb. on Load Line. Therefore, 20 lb. of pull develops 880 lb. of lift.

Features a multiple-planetary drive/back-stop clutch assembled on the center shaft to a steel gear case with full-length internal teeth. Control is so accurate, loads can be moved fractions of an inch at a time.



**ELECTRIC  
CAPSTAN  
C308-1370**



**HYDRAULIC  
CAPSTAN  
C308-1380**



**HYDRAULIC CAPSTAN  
WITH BAYONET  
C308-0900**



**GASOLINE  
CAPSTAN  
C308-1390**

Cat. ID	Description	Speed with 3000 lb Load	Power Source for 3000 lb Load	Weight
C308-1370	115V AC Capstan Hoist (includes foot control switch)	12 ft/min	14 amp	58 lb
C308-1380	Hydraulic Capstan Hoist (order foot control switch separately)	30 ft/min	1,000 psi 8 gpm	44 lb
C308-0900	Hydraulic Capstan Hoist w/bayonet (order foot control switch separately)	30 ft/min	1,000 psi 8 gpm	36 lb
C308-0940	Reversible Hydraulic Capstan Hoist w/bayonet (includes bolt down bracket)	30 ft/min	1,000 psi 8 gpm	39 lb
C308-1390	Gasoline Capstan Hoist (includes foot throttle control)	11 ft/min	7,000 rpm	58 lb

## 3,000 LB. CAPSTAN HOIST COMPONENTS & ACCESSORIES

### BAYONET ADAPTER



**Cat. ID C308-0820** Retrofits on 3,000 lb standard hydraulic hoist for collapsible reel or C417-0341 drum

### ROPE LOCK DEVICE



**Cat. ID C308-0856** Includes mounting bolts and washers. Accepts 1/2", 5/8" and 3/4" rope.

### REMOVABLE CAPSTAN DRUM



**Cat. ID C417-0341** Removable for 3,000 lb hoist with bayonet. 8.5" diameter x 8.5" length. On and off without tools.

### REPLACEMENT CAPSTAN DRUM

**Cat. ID E308-1362P**  
Replacement capstan drum. Does not include mounting bolt or washer.

### ALL PURPOSE BRACKET



**Cat. ID C308-1443** Includes two chain clamps (E308-1334P) for poles, angles and beams.

### BOLT DOWN BRACKET



**Cat. ID E308-1434P** Same as above, but does not include chain clamps.

### CHAIN CLAMP



**Cat. ID E308-1334P**  
Two required for all-purpose or bolt-down brackets. Chains are 72" long.

### FOOT CONTROLS



C308-0685

Cat. ID	Description	Weight
C417-0337	Foot control for 115 Volt AC Drive	4 lb
C308-0685	Foot control for Hydraulic Drive	24 lb
T308-0997	Foot control for Gasoline Drive	2 lb

## GENERAL PURPOSE CAPSTAN

### Cat. ID 10727

- This 7-1/4" x 8" high strength aluminum alloy, general purpose capstan will fit on any 2-7/16" diameter winch extension shaft equipped with a bayonet or pin type mount.
- Used for a wide variety of pulling and hoisting applications.
- Maximum Allowable Pull: 4,000 lb
- Weight: 21 lb



## HEAVY DUTY DRAW BAR

Cat. ID 108000

- This type H drawbar is built for heavy duty service and is designed primarily for use with 3 - 5 ton capacity trailers.
- Six studs along bottom of bar grip into pole. Two 36" chains are included. 45" long, Pintle ring ID: 2-5/8", 73 lbs.



## RATCHET CABLE REEL JACKS

Cat. ID	Description
A1029	Aluminum Alloy housing, holds 36"-84" reels and up to 3" spindles Top Hooks: 20 ton Side Hooks: 10 ton
320B	Forged alloy steel, holds 20"-60" reels and up to 2" spindles Top Hooks: 10 ton Side Hooks: 5 ton
10665	60" Lever Bar for A1029
10640	36" Lever Bar for 320B



## PORTABLE POLE BINDER

Cat. ID	Description
172-A-51	Pole Binder
107301	Pole Binder with Mounting Base



- Designed to be used primarily to tie down or bind from one to a full load of poles. May also be used for cross arms or general cargo.
- This pole binder is a compact tool with an integral ratchet take up and spring loaded pawl. It's base and rope knob are constructed of a one piece steel casting.
- Unit is furnished with an 18' cable sling. Also available with a welded base plate for bolting to the trailer.

## LOAD BINDER - LEVER TYPE

Extra heavy construction at leverage point prevents spreading. Ultimate load is 3.5 times safe load.  
Standard Pack: 4



Cat. ID	Chain Size	Take-Up	Safe Load
L150-71	5/16"-3/8"	4.5"	5,400 lb
L150-A1	3/8"-1/2"	4.5"	9,200 lb
L150-C1	1/2"-5/8"	4.75"	13,000 lb

## LOAD BINDER - RATCHET TYPE

Continuous take-up feature. Ultimate strength is 3.5 times safe load.



Cat. ID	Chain Size	Take-Up	Safe Load
L140-R7	5/16"-3/8"	8"	5,400 lb
L140-RA	3/8"-1/2"	8"	9,200 lb
L140-RC	1/2"-5/8"	8"	13,000 lb

## RATCHET LEVER LOAD BINDER

These 3/8" roller chain load binders provide incremental take-up for proper tensioning. Double chain model converts to single-chain.



Cat. ID	Chains	Take-Up	Safe Load
16-A	1	20"	1,500 lb
16-AD	2	20"	3,000 lb

## CLEVIS GRAB HOOK

Cat. ID A330-(size) Alloy  
Cat. ID H330-(size) Carbon Steel

Chain Size	Safe Load	
	H330	A330
1/4"	2,600 lb	3,600 lb
5/16"	3,900 lb	5,400 lb
3/8"	5,400 lb	7,500 lb
7/16"	7,200 lb	10,000 lb
1/2"	9,200 lb	12,750 lb
5/8"	12,750 lb	19,000 lb



## TWIST LOCK SHACKLES

- Pin fully retracts without coming loose
- Shackles are forged alloy still with alloy pin
- Quick locking and unlocking action means less time in the "Danger Zone"
- Size and working load limit are permanently shown on each shackle
- Proof tested to twice the working load limit
- No tools required to operate
- All shackles have a batch code which links to a test certificate and quality traceability
- Minimum ultimate break is 4 times the working load limit
- Pin permanently attached to the shackle
- Open cross pin becomes a stable handle



Cat. ID	Size	WLL
11-TLS34	3/4"	7T
11-TLS1	1"	12.5T
11-TLS125	1-1/4"	18T

## TWIST LOCK GRAB HOOKS

- Easy to install and easy to use
- Most secure latch on the market
- Latch is pad lockable
- Prevents accidental release of chain from hook connection
- Prevents inadvertent re-hooking during removal

### Normal Uses:

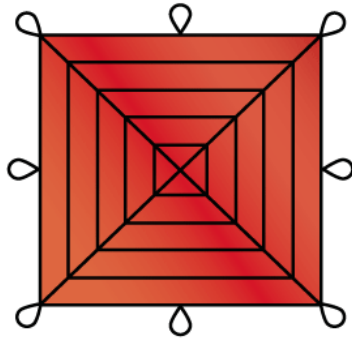
- Chain to chain hooking
- Equipment safety chains
- Over-the-road safety chains
- Tie down chains
- In place of slip hooks



Cat. ID	Size	WLL
G8-200-14	1/4"	3,500 lb
G8-200-516	5/16"	5,350 lb
G8-200-38	3/8"	7,100 lb
G8-200-12	1/2"	12,000 lb
G8-200-58	5/8"	18,100 lb



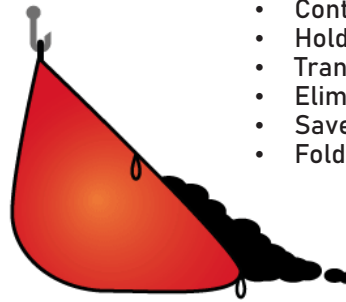
## BLANKET SLING



**1** Collect site waste on flat dirt tarp  
(black nylon webbing facing ground)



**2** Gather tarp loops for easy lifting



**3** Release loops for simple disposal

- Replaces rock boxes & barrels
- Contains leaking transformers
- Holds contaminated soil
- Transports fill material
- Eliminates back injuries
- Saves time & labor
- Folds & stores easily



These wide flat lifting slings are available in several sizes and rated capacities to fit your needs. Designed to lessen the physically demanding efforts of utility workers in the field, making their job easier, cleaner and faster.

Cat. ID	Size	Safe Lift	Capacity
ZLD10792	6' x 6'	3,000 lb	18" augers up to 35' poles
ZLD10793	7' x 7'	3,000 lb	Holes for larger poles & URD work areas
ZLD10016	8' x 8'	5,000 lb	Holes for larger poles & URD work areas
ZLD10015	10' x 10'	5,000 lb	Holes for larger poles & URD work areas

## HOLE TARP



### Cat. ID BHT1010

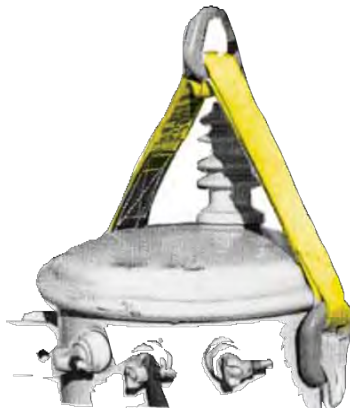
The 10' x 10' hole tarp is similar to blanket sling above, but has a size-adjustable auger hole. Features velcro closures. This tarp is not load rated.

### Winch Lines Made to Order



## TRANSFORMER SLING

- Ideal for Single Man lifts. Elastic tensioner keeps sling upright and in place allowing a single lineman to "PICK" transformer from bucket above.
- Sling is made of 2" nylon webbing. Three steel triangles eliminate wear at contact points.



Cat. ID	Size	Safe Work Load at 60°
TF2-36	36"	5,500 lb
TF2-48	48"	5,500 lb
TF2-72	72"	5,500 lb

## ADJUSTABLE TRANSFORMER SLING

- Specifically designed to enable one person to move a transformer. Made from 100% High Tenacity Polyester and adjustable from 24"-48."
- Eyes on each end are adjusted from 3"- 15" to accommodate various sizes of transformers. Each end has a crown splice to prevent eye from pulling out. Three chafe collars and vinyl coating protect against abrasion.



Cat. ID	Diameter	Safe Work Load	Tensile	Color
TF08-48	1/2"	1,225 lb	7,200 lb	Blue
TF10-48	5/8"	2,160 lb	12,000 lb	Red
TF12-48	3/4"	3,200 lb	16,000 lb	Green

## POLE SLING



### Cat. ID 5606

Made of 2" wide nylon web stitched with nylon thread. Copper rivets with burrs at the point of wear. Use where a running loop wrap around pole is desired. Resistant to oil, creosote and moisture. 39" long. *Rated cap: Choke-3000 lbs., Basket-4700 lbs.*

## HOWE WIRE TOOL



### Cat. ID 1702-20N

1" x 7' strap is made of tough nylon webbing. Swivel hook is forged steel with large opening. Shank of hook lengthened to reach under insulator. Other end has device to hold the load at any distance. Max. safe work load is 500 lbs.

## CHAIN POLE SLING

3/8" diameter chain with sliding choker hook. 7,100 lb. capacity.



Cat. ID	Description
SCH38X5	5' Chain Pole Sling
SCH38X6	6' Chain Pole Sling
SCH38X7	7' Chain Pole Sling
SCH38X8	8' Chain Pole Sling

## AUGER SLING

### Cat. ID EE1-601-10

1" X 10' nylon auger sling





## HEAVY DUTY NYLON SLINGS

Specify desired length  
when ordering.

These slings feature nylon webbing which stretches more to help avoid shock loading.  
Features red core warning yarns. Do not exceed rated capacities.

### TYPE 1 SLINGS

Features a web-trap triangle and choker fitting on either end. Typical use is in a choker hitch, but can also be used in vertical and basket hitches.



Cat. ID	Width	Rated Capacities (lb)		
		Vertical	Choker	Basket
<b>Single Ply</b>				
TC1-802	2"	3,200	2,500	6,400
TC1-803	3"	4,800	3,800	9,600
TC1-804	4"	6,400	5,000	12,800
TC1-806	6"	9,600	7,700	19,200
TC1-808	8"	12,800	10,200	25,600
TC1-810	10"	16,000	12,800	32,000
TC1-812	12"	19,200	15,400	38,400
<b>Double Ply</b>				
TC2-802	2"	6,400	5,000	12,800
TC2-803	3"	8,800	7,040	17,600
TC2-804	4"	11,500	9,200	23,000

### TYPE 3 & 4 SLINGS

- Type 3 (standard option) features flat eyes which can be used in all three types of hitches.
- Type 4 features twisted eyes that are turned 90° to form a better choker hitch.

Add

"T" to Cat. ID below for Type 4 sling.



Cat. ID	Width	Rated Capacities (lb)		
		Vertical	Choker	Basket
<b>Single Ply</b>				
EE1-801	1"	1,600	1,280	3,200
EE1-802	2"	3,200	2,500	6,400
EE1-803	3"	4,800	3,800	9,600
EE1-804	4"	6,400	5,000	12,800
<b>Double Ply</b>				
EE2-801	1"	3,200	2,500	6,400
EE2-802	2"	6,400	5,000	12,800
EE2-803	3"	8,800	7,040	17,600
EE2-804	4"	11,500	9,200	23,000

### TYPE U SLINGS

Features a Unilink<sup>®</sup> fitting on each end for use in a vertical, choker or basket hitch. Allows choking from either end to save time and vary wear points.



Cat. ID	Width	Rated Capacities (lb)		
		Vertical	Choker	Basket
<b>Single Ply</b>				
UU1-802	2"	3,200	2,500	6,400
UU1-803	3"	4,800	3,800	9,600
UU1-804	4"	6,400	5,000	12,800
<b>Double Ply</b>				
UU2-802	2"	6,400	5,000	12,800
UU2-803	3"	8,800	7,040	17,600
UU2-804	4"	11,500	9,200	23,000

### TYPE 5 SLINGS

Endless slings are versatile and can be used in all three types of hitches. The sling can be rotated to minimize wear.



Cat. ID	Width	Rated Capacities (lb)		
		Vertical	Choker	Basket
<b>Single Ply</b>				
EN1-801	1"	3,200	2,500	6,400
EN1-802	2"	6,400	5,000	12,800
EN1-803	3"	8,800	7,040	17,600
EN1-804	4"	11,500	9,200	23,000
<b>Double Ply</b>				
EN2-801	1"	6,200	4,900	12,400
EN2-802	2"	12,400	9,900	24,800
EN2-803	3"	16,300	13,000	32,600
EN2-804	4"	20,700	16,500	41,400



## ROUND SLINGS




These Tuflex<sup>®</sup> round slings feature a double wall cover for greater sling life. They are color-coded for quick identification. Chokes tighter and releases easier than other slings.


Cat. ID	Color	Rated Capacities (lb)		
		Vertical	Choker	Basket
EN30	Purple	2,600	2,100	5,200
EN60	Green	5,300	4,200	10,600
EN90	Yellow	8,400	6,700	16,800
EN150	Red	13,200	10,600	26,400
EN240	Blue	21,200	17,000	42,400

**LiftAll** WIRE ROPE SLINGS  
PRODUCED FOR BETTER LIFTING

SPECIFY LENGTH WHEN ORDERING



		6 X 19 IWRC Capacity in Tons			
Cat. ID	Dia.	Vertical	Choker	Basket	
4-LNGTH-6X19	1/4	.65	.48	1.3	
6-LNGTH-6X19	3/8	1.4	1.1	2.9	
7-LNGTH-6X19	7/16	1.9	1.4	3.9	
8-LNGTH-6X19	1/2	2.5	1.9	5.1	
9-LNGTH-6X19	9/16	3.2	2.4	6.4	
10-LNGTH-6X19	5/8	3.9	2.9	7.8	
12-LNGTH-6X19	3/4	5.6	4.1	11	
14-LNGTH-6X19	7/8	7.6	5.6	15	
16-LNGTH-6X19	1	9.8	7.2	20	

		6 X 37 IWRC (more flexible) Capacity in Tons			
Cat. ID	Dia.	Vertical	Choker	Basket	
4-LNGTH-6X37	1/4	.65	.48	1.3	
6-LNGTH-6X37	3/8	1.4	1.1	2.9	
7-LNGTH-6X37	7/16	1.9	1.4	3.9	
8-LNGTH-6X37	1/2	2.5	1.9	5.1	
9-LNGTH-6X37	9/16	3.2	2.4	6.4	
10-LNGTH-6X37	5/8	3.9	2.9	7.8	
12-LNGTH-6X37	3/4	5.6	4.1	11	
14-LNGTH-6X37	7/8	7.6	5.6	15	
16-LNGTH-6X37	1	9.8	7.2	20	



Add "SCH" to cat. ID for a Sliding Choker Hook

**CAUTION: Do Not Exceed Rated Capacities**

- Sling capacity decreases as the angle from horizontal decreases. Angles of less than 30° are not recommended.
- A sling capable of lifting 1,000 lbs in a 90° vertical basket hitch, can only lift 866 lbs at a 60° angle. To determine the reduced rating, multiply the sling's rating by the appropriate factor in this table.

Angle	Factor
90°	1
85°	.9962
80°	.9848
75°	.9659
70°	.9397
65°	.9063
60°	.8660
55°	.8192
50°	.7660
45°	.7071
40°	.6428

**SLACK BLOCK SETS**



258 Anchor Hook

259 Swivel Hook

- These light, anodized steel shell blocks are fitted with snubbing hooks to hold the load in any position.
- Sheaves are aluminum alloy with all-bronze bushings.
- Available with snap hooks or guarded snap hooks.
- Available with anchor hook or swivel hook, which both fit under insulator and engage pin on cross arm.
- Rope is 3/8" x 30' three-strand poly which can be spliced to blocks when specified. Other types of ropes available upon request.
- Max. safe work load is 750 lbs. (All sets)

**30' Handline Sets with Standard Snap Blocks**



Cat. ID	Rope	Block Style	Hook
1802-30-SR	Poly	Std Blocks (267 & 268)	Anchor
1802-30S-SR	Poly	Std Blocks (267 & 268)	Swivel
180230SSRN	Nylon	Std Blocks (267 & 268)	Swivel

**30' Handline Sets with Guarded Snap Blocks**



Cat. ID	Rope	Block Style	Hook
H1802-30-SR	Poly	Guarded Blocks (H267 & H268)	Anchor
H1802-30S-SR	Poly	Guarded Blocks (H267 & H268)	Swivel
H180230SSRN	Nylon	Guarded Blocks (H267 & H268)	Swivel

Replacement Rope	
Cat. ID	Description
48502	3/8" x 30' three strand poly rope
NY06-(length)	3/8" three strand nylon rope (specify length)

## HANDLINE SETS



Handline Set with Alum. Block

Handline Set comes with:

- 1/2" or 5/8" hi-power three strand rope
- (1) 303J Aluminum Block OR (1) 3550 Nylon Block
- (1) HL1 Double Eye Hook spliced on one end
- (1) 470 Snap spliced on other end

Handline Set w/ Alum. Block	Handline Set w/ Nylon Block	Dimensions*
HSJ08HP-75	HSN08HP-75	1/2" x 75'
HSJ08HP-100	HSN08HP-100	1/2" x 100'
HSJ08HP-125	HSN08HP-125	1/2" x 125'
HSJ08HP-150	HSN08HP-150	1/2" x 150'
HSJ10HP-75	HSN10HP-75	5/8" x 75'
HSJ10HP-100	HSN10HP-100	5/8" x 100'
HSJ10HP-125	HSN10HP-125	5/8" x 125'
HSJ10HP-150	HSN10HP-150	5/8" x 150'

\*Dimensions provided are actual length, not the lift length. **Example:** A 100' handline set provides 50' of lift.

## NYLON BLOCKS



3550



3550-1

- Block and sheave constructed of rugged nylon fiberglass reinforced high dielectric material. 1000 lb working load limit.
- 5/8" diameter line capacity

Cat. ID	Description
3550	Nylon Block
3550-1	Nylon Block
A30234	Safety Latch Kit
A30069	Screw Pin with Keeper

## ALUMINUM BLOCKS



303J



303M



303K

- This light weight, heavy duty aluminum alloy block.
- Aluminum alloy sheave runs on sealed ball bearings. Line capacity is 5/8" dia. Safe working load is 1000 lbs. (at a 3-1 safety factor).

Cat. ID	Description
303J	Aluminum Block
303M	Aluminum Block
303K	Aluminum Block
6221	Safety Latch Kit
6244-1	Pin & Lanyard

## UTILITY TOWER BLOCK



404J

- This light weight, high strength tower block is made of rugged aluminum alloy. The sheave runs on Bronze Oilite bearings.
- A quick opening cross head makes loading lines easy. Line capacity is 7/8". Safe work load is 2500 lbs.

Cat. ID	Description
404J	Utility Tower Block
6365	Repl. Pull Pin & Keeper
7506495	Repl. Latch Kit

## OX BLOCK



cat. ID 50061

This rope snatch block with an integrated friction bar is used for lowering loads, snubbing loads, and raising loads. It allows you to handle loads with greater control. When lowering loads, tension is transferred from the worker to the block. Replaces standard handline blocks, parted blocks, and various snatch blocks.

## DOUBLE/TRIPLE SHEAVE BLOCKS



11051

11052

- Bodies are made from high impact, dielectric thermoplastic material
- Hooks have full swivel
- Sheaves are made with fiberglass reinforced nylon material
- Working load limit: 2,000 lb

Cat. ID	Description
11052	2 Sheave Block
11051	3 Sheave Block

**DOUBLE EYE  
HANDLINE HOOKS**

**Cat. ID HL1** Safe work load 500 lbs.



**Cat. ID M1849** Safe work load 500 lbs.



**HANDLINE RING**

**Cat. ID HL2 2"** diameter handline ring. 350 lb capacity



**HANDLINE BLOCKS**

These sturdy handline blocks have aluminum alloy frames and forged steel hooks & eyes. Large axles with high-load rated bearings support the fiber-plastic sheave. For 1/2" rope. Max safe load: 450 lbs.



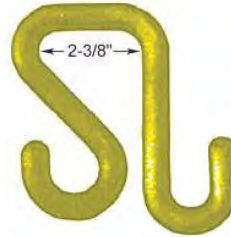
**Cat. ID A151-2** with Swivel Safety Hook



**Cat. ID A151-E** with Swivel Eye

**POLYMER BUCKET HOOKS**

**Cat. ID 1830** 2" high impact polymer hook. Tests show this hook to be virtually unbreakable. Sold individually.



**Cat. ID 1831** Fits 3" bucket lip. Yellow, 11/16" polymer. Maintains its strength through extreme temperatures.



**PVC BUCKET HOOKS**

**Cat. ID 47-222** PVC Bucket hook with a 3" throat for buckets with wide lip. Sold individually.



**Cat. ID 47-500** PVC Bucket hook with a 3" throat. Sold individually.



**SWIVEL HOOK**

**Cat. ID 259** Drop-forged swivel hook. Max. safe load is 750 lbs.

**ANCHOR HOOK**

**Cat. ID 258** Drop-forged anchor hook. Max. safe load is 750 lbs.



**LARGE LOCKING LADDER SNAP**

**Cat. ID 31301** Steel hook is designed to snap over ladder rungs or reinforcement bars. Max safe load is 5,000 lbs. 1" eye, 9 3/4" O.A. length, 2.5" opening, 1lb. 8oz.



**LOCK SNAP HOOK**

**Cat. ID 1706** This drop-forged snap hook has locking latch. Works with one hand. Max. safe load is 5,000 lbs.



**SWIVEL SNAP HOOK**

**Cat. ID 470** This drop-forged swivel hook has quick acting plunger-style latch. Max. safe load is 750 lbs.



**SWIVEL SNAP HOOK**

**Cat. ID 2012** Light duty cast zinc hook. Max. safe load is 150 lbs



**H.D. SNAP HOOK**

**Cat. ID 443A** This drop-forged hook has fixed eye at 90° to hook. Max. safe load is 1500 lbs.



**SPREADER HOOK**

**Cat. ID 3032** This drop-forged, welded hook is designed for use with harnesses. Tensile strength is 2500 lbs.



## WINCH LINE HOOK



Winch line hook comes with protective spool & shield

Cat. ID	Load Limit	Synthetic Rope Size	Wgt (lb)	Latch Kit
S3319-15	1.63 Ton	9/16" - 5/8"	4.2	1096468
S3319-25	2.5 Ton	3/4" - 13/16"	8	1096515
S3319-45	4.5 Ton	7/8" - 1"	15	1096562

## ALLOY EYE HOOK



Cat. ID	Safe Load	Throat Opng	Eye ID	Wgt (lb)	Latch Kit
320AN-1	1 Ton	.94"	.75"	.6	1096325
320AN-1.5	1.5 Ton	1.03"	.91"	.9	1096374
320AN-2	2 Ton	1.06"	1.12"	1.4	1096421
320AN-3	3 Ton	1.22"	1.25"	2.	1096468
320AN-5	5 Ton	1.5"	1.56"	4.3	1096515
320AN-7	7 Ton	1.88"	2"	8.3	1096562
320AN-11	11 Ton	2.25"	2.44"	15	1096609
Throat opening is less w/safety latch					
Carbon hooks available - lower capacity					

## SCREW PIN ANCHOR SHACKLE



To order galvanized, replace prefix S with G (example: G209- 04).

Cat. ID	Stock Dia.	Safe Load	Inside Width at Pin
S209-04	1/4"	1/2 T	1/2"
S209-05	5/16"	3/4 T	17/32"
S209-06	3/8"	1 T	21/32"
S209-07	7/16"	1-1/2 T	23/32"
S209-08	1/2"	2 T	13/16"
S209-10	5/8"	3-1/4 T	1-1/16"
S209-12	3/4"	4-3/4 T	1-1/4"
S209-14	7/8"	6-1/2 T	1-7/16"
S209-16	1"	8-1/2 T	1-11/16"
S209-18	1-1/8"	9-1/2 T	1-13/16"
S209-20	1-1/4"	12 T	2-1/32"
S209-22	1-3/8"	13-1/2 T	2-1/4"

## ALLOY SWIVEL HOOK



Cat. ID	Safe Load	Throat Opng	Eye ID	Wgt (lb)	Latch Kit
S322AN-1	1 Ton	15/16"	1-1/4"	.75	1096325
S322AN-1.5	1.5 Ton	1"	1-1/2"	1.25	1096374
S322AN-2	2 Ton	1-1/16"	1-3/4"	2.25	1096421
S322AN-3	3 Ton	1-7/32"	1-3/4"	2.30	1096468
S322AN-5	5 Ton	1-1/2"	2"	4.96	1096515
S322AN-7	7 Ton	1-7/8"	2-1/2"	10.29	1096562
S322AN-11	11 Ton	2-1/4"	2-3/4"	19.40	1096609
S322AN-15	15 Ton	2-1/2"	3-1/8"	23.25	1096657
Throat opening is less w/safety latch					
Carbon hooks available - lower capacity					

## WIRE ROPE CLIPS

Cat. ID G450-(size)



Clip & Rope Size	Pack per Carton	Min. No. of Clips Required
1/4"	100	2
5/16"	100	2
3/8"	100	2
7/16"	50	2
1/2"	50	50
9/16"	50	50
5/8"	50	50
3/4"	25	4

## QUICK LINK



Cat. ID	Stock O.D.	Throat Opening	Length	O.A. SWL
T7645136	5/16"	5/16"	2-15/16"	1,760 lb
T7645146	3/8"	3/8"	3-3/16"	2,200 lb
T7645156	1/2"	9/16"	4-1/4"	3,300 lb

## GALVANIZED SNAP HOOK



Cat. ID G3315-(dia.)

Stock Dia.	O.A. Length	Throat Opening	Eye I.D.	Safe Load
7/16"	4"	3/4"	3/4"	750 lb
9/16"	4-3/4"	13/16"	1-1/8"	1,000 lb

## ROPE BLOCKS

Ref No.	Cat. ID	Style	Block Size	Rope Size	SWL lbs	Wgt lbs
<b>Wood Shell Blocks w/Self Lube Bronze Bushed</b>						
1	HS21B-4	Single Sheave	4"	1/2"	1,000	1.75
	HS21B-6		6"	3/4"	1,800	5
	HS22B-4	Double Sheave	4"	1/2"	1,400	3
	HS22B-6		6"	3/4"	2,500	8.5
	HS23B-4	Triple Sheave	4"	1/2"	1,800	4
	HS23B-6		6"	3/4"	3,200	11.5
<b>Steel Shell Blocks w/Self Lube Bronze Bushed</b>						
2	HS301B-4	Single Sheave	4"	1/2"	1,100	2.25
	HS301B-6		6"	3/4"	2,000	5.5
	HS302B-4	Double Sheave	4"	1/2"	1,600	3.75
	HS302B-6		6"	3/4"	3,300	9.25
	HS303B-4	Triple Sheave	4"	1/2"	2,200	5
<b>Drop Link Blocks w/Self Lube Bronze Bushed</b>						
3	T385B-6	Wood Shell	6"	7/8"	2,400	7
	T385B-8		8"	1"	4,800	13
4	T390B-6	Wood Shell	6"	7/8"	2,400	7
	T390B-8		8"	1"	4,800	13



Ref No.	Cat. ID	Style	Block Size	Rope Size	SWL Ton	Wgt (lbs)	Safety Latch
<b>Steer Block w/Self-Lube Bronze Bearings</b>							
5	H418BB-6	Single Sheave	6"	5/8"-3/4"	8	27	1096562
	H418BB-8		8"	5/8"-3/4"	8	33	1096562
6	H416BB-6	Single Sheave	6"	3/4"-7/8"	12	26	1096609
	H416BB-8		8"	3/4"-7/8"	12	33	1096609
<b>Heavy Duty Block w/Self-Lube Bronze Bearings</b>							
7	H420BB-6	Single Sheave	6"	3/4"-7/8"	12	40	1096609
	H420BB-8		8"	3/4"-7/8"	15	51	1096609
8	L-45-H	Single Sheave	4"	3/8"-1/2"	5	13	1096468



"S" Fitting

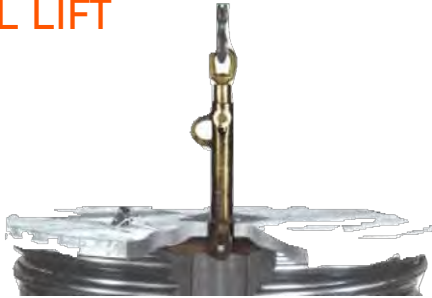
Specify desired fitting prefix when ordering



"H" Fitting



## PAYOUT REEL LIFT




Allows one man to do the job instead of three or four. Use to move, stack, or spin heavy reels. Just slip it into the cable reel hole, tighten the boom line and the toggle on the bottom slips into place.

The "flipping ring" allows a reel to be safely flipped from the rolling position to a non-rolling position.

Cat. ID	Capacity	f/Arbor Hole
RT20	3,000 lb	2" - 4"
RT40	4,500 lb	3" - 6"
RT60	12,000 lb	2-5/8" - 6"

## COLLAPSIBLE TAKE UP REEL

**Cat. ID 176-A-78** This power reel attaches to the winch shaft and is designed to pick up wire in neat, compact rolls. Reel arms and supporting spiders are cast of aluminum alloy for light weight and maximum strength. Weight 70 lbs. Fits 2-7/16" shafts



## GUY WIRE DISPENSER

This Guy Wire Dispenser handles full coils with ease while storing partially used coils safely.

1. Raise the pivot swing arm
2. Drop in the coil
3. Lower the arm
4. Fasten bolt & wing nut
5. Cut bands
6. Feed strand

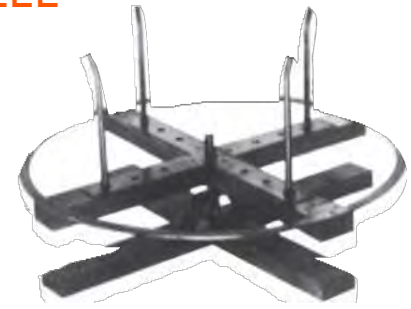


Cat. ID	Dimensions	Weight
6150	6" x 30"	10 lb
61501	8" x 36"	12 lb

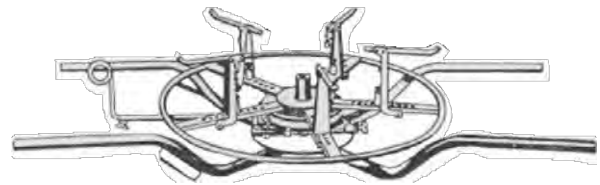
## PLAIN PAYOUT REEL

### Cat. ID 902

This reel is made of hardwood and is well braced and reinforced with sheet steel throughout. It is especially suitable for gang mounting on a wagon when paying out several wires at one time. Roll pins adjust for 12," 18," and 24" coils. Weight: 40 lbs.



## COMBO PAYOUT & TAKE UP REEL



- Payout and take-up reel all in one. It is extremely lightweight, yet strong and durable.
- The frame is made of stout tubing. The guide pins adjust to take wire Coils from 13" to 27" I.D. and fold flat so that the whole reel is easy to carry and store. An automatic brake keeps tension on the reel preventing backlash and automatically releases and resets itself as the wire is pulled.
- This unit will convert into a take-up reel by attaching the two vertical braces and handle. The carrier frame is removable so that the reel can be bolted to a truck. A thumb screw is provided for grounding attachment.

Cat. ID	Dimensions
3555	For copper - 34" max coil size
4533	For aluminum - 37" max coil size

## PAYOUT REEL

### Cat. ID 301-H

This portable payout reel is an all purpose device which can also be mounted on a truck. Reel can be set horizontally or vertically.

A hand screw tension brake prevents the reel from coasting and eliminates backlash or unraveling of the wire from the spool.



- WIDTH ADJUSTS FROM 8" TO 12"
- I.D. ADJUSTS FROM 15" TO 30"
- OUTER REEL DIAMETER IS 37"

## LASHING WIRE

Made from stainless steel and designed to fit the C, J2 or Apollo Lashers. Wire diameter is either .038" or .045" diameter Sold in cartons of 6 coils.



- **430 STAINLESS STEEL:** For general use in ordinary atmospheric conditions
- **302 STAINLESS STEEL:** Used in corrosive environments and has a higher tensile strength
- **316 STAINLESS STEEL LASHING WIRE :** Provides the best insurance against failure under the most severe atmospheric conditions including chlorides and sulfides.

Cat. ID	Description	Weight
71530	430 SS .045" x 1200'	39 lb/ctn
71533	302 SS .045" x 1200'	39 lbs/ctn
71534	316 SS .045" x 1200'	39 lbs/ctn
71535	302 SS .038" x 1600'	39 lbs/ctn

### To estimate amount of lashing wire for a job:

Add 5% to length for cable bundles up to 1.5" diameter  
 Add 10% to length for cable bundles 1.5"-3" diameter  
 Add 20% to length for cable bundles 3"+ diameter

## LASHING WIRE GRIP

### Cat. ID 08605

Temporarily secures any size lashing wire to suspension strand before releasing tension. Single grip groove fits all strand sizes. Wt. 10 oz.



## D LASHING WIRE CLAMP

### Cat. ID 07886

For lashing wire termination. Paired grooved plates, threaded stud equipped w/flange shoulder, two hex nuts, and washer. Long-end nut tightens clamp on strand; short-end nut terminates wire. Hot-dipped galvanized finish. Clamping range: 1/4" - 7/16". 100/pk. Wt. 15 lbs.



## TOWING LANYARD

### Cat. ID 70190

Used for pulling cable lashers and aerial cable guides. Attaches to lasher bridle. 35' long.



## C2 CABLE LASHER

### Cat. ID 71422

- For cables up to 1-7/8" on strands 1/4" to 3/8"
- Mechanical brake prevents lasher back-up.
- User can add cable to the existing bundle up to a total of 1-7/8".
- Removable front handle for overlashing.
- When removed, a generous 2-1/16" opening allows for smooth overlashing.
- Optional overlash handle (Cat. ID 28120) can be placed on the front of the machine without interference of the opening when overlashing.
- Contains sealed and self-lubricating bearings to minimize maintenance and assure durability



## J2 CABLE LASHER

### Cat. ID 86070

- For cables to 3" on strands 1/4" to 7/16".
- Overlashing capability with the turn of a lever.
- Gear-to-gear mechanism has no chains or belts to stretch, slip or break.
- Mechanical brake prevents lasher reverse.



## DUAL-LASHING AERIAL CABLE GUIDE

### Cat. ID 08007

Can be used for new installations or for overlashing cable to existing plant. Cast aluminum shoe with a steel insert on the face. The shoe is suspended on steel straps from two strand rollers that lock securely onto the strand. All parts are plated or painted for corrosion resistance.



## AERIAL CABLE GUIDE

### Cat. ID 70055

For new construction only, this guide provides the proper lead to the first block during the cable pullout phase of a lashing operation. Cable shoe's non-stick, polished stainless steel surface minimizes cable friction.



## FIBERGLASS EXTENSION HANDLE SET



**Cat. ID FG6/3**

Set of four 1.25" diameter hollow extension poles

## WIRE RAISING TOOL

Plated steel wire raiser designed for placing cable on rollers, construction blocks, and hardware. Also pulls or lifts branches from lines. Snaps into pole without an adapter.



Cat. ID	Description
WR-1	Wire Raising Tool for JE, FG and LS Poles
WR-2	Wire Raising Tool for BF Male Ferrule

## CABLE LIFTER

**Cat. ID CL-1**

Aluminum alloy cable lifter lifts copper, fiberoptic and coaxial cable. Use it to place cable on rollers, construction blocks and hardware. Snaps into pole without an adapter.



## CABLE BLOCK PUSHER

**Cat. ID 70431 - 24" Cat. ID 70432 - 36"**

Tool is positioned between the lasher and first cable block during new construction. Aluminum frame comes with locking pins keep it on the strand. Large rounded flanges keep the lasher from riding up over the pusher.



## UNIVERSAL CABLE BLOCK PUSHER



**Cat. ID 70018**


Makes the lashing process smoother by maintaining the proper cable lead between the lasher and the cable block. The slotted steel tube has rotatable sleeves at each end to lock the unit on the strand. Standard length 24". Wt. 2.4 lbs.

## 90° CORNER BLOCK

**Cat. ID 18101930**

A larger bend radius of 23" makes this block effective for larger diameter cable and innerduct up to 2.75" diameter. Welded and painted steel frame. Plastic rollers.

Order mounting attachment pole bracket or adapter separately.



## 45° CORNER BLOCK

**Cat. ID 18103530**

Large bend radius of 23" can guide a single cable up to 2.75" diameter. Use in corners or as a cable chute. Welded and painted steel frame. Plastic rollers. Use with pole bracket and adapter.

Order mounting attachment pole bracket or adapter separately.



## POLE BRACKET & ADAPTER



**Cat. ID 18104400**



**Cat. ID 18106000**

## CABLE PULLER



**Cat. ID 18108000**

Pull multiple cables easily and safely prior to lashing. Cables attach to quick connect links and pulling eyes that swivel during pulling. A spring-loaded strand brake holds the unit in place when pulling is stopped and tension is reduced.

## CABLE BLOCK

**Cat. ID 18401080**

For support of one cable or innerduct up to 1.25" outside diameter. Integrated cable retaining system with spring-loaded arm.

Can be used on strands up to 3/8". Steel rollers.



## CABLE BLOCK

**Cat. ID 18000670**

Support a single coaxial, fiber optic or copper cable or aerial innerduct up to 2.75" outside diameter.

Built-in strand lock fits up to 3/8". Durable cast aluminum with steel inserts. Aluminum rollers.



## D CABLE BLOCK

**Cat. ID 72680**

Supports aerial cable to 2-3/4" diameter. Heat-treated

aluminum alloy frame. Oilite bearings on sheave. Strand hooks have steel inserts on bearing surfaces. Bi-directional locking lever. Wt. 3 lbs. 12 oz.



## CABLE BLOCK LIFTER

**Cat. ID 18110834**

Place and remove cable blocks onto strand safely and easily from the ground. Two end fittings are incorporated to fit all major manufacturers' lay up sticks. 1.25" inside diameter.



## OVERLASH CABLE BLOCKS

**Cat. ID 18151500**

May be placed over existing cable bundles up to 1.5" in diameter. Plastic single roller accommodates up to 1" diameter. Zinc plated steel frame.



**Cat. ID 18401180**

Fit over an existing cable bundle up to 3" in diameter and support one 1.25" cable. Built-in cable retention system allows placement and removal from ground. Cast aluminum with steel inserts on strand contact surfaces. One aluminum double roller.



**Cat. ID 18403060**

Same as the 118401180, but with a single rubber roller



**Cat. ID 18001100**

Supports a single coaxial, fiberoptic or copper cable up to 3.75" outside diameter. Built in unidirectional strand lock fits up to 1/2" strand to prevent creeping. Frame and roller are cast aluminum.



## 4" OVERLASH ROLLER

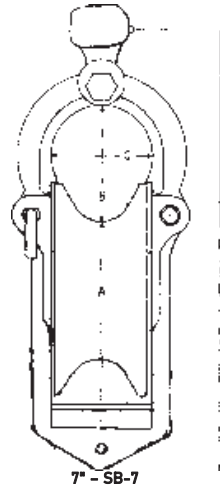
**Cat. ID 87210**

A simple, inexpensive solution for lashing cables or bundles of cable up to 4 in. diameter. A spring-latch gate encloses the cable(s) and strand within the frame. The light steel frame allows "in field" straightening if dropped or bent. Wt. 1 lb.



## UNIVERSAL STRINGING BLOCKS

These stringing blocks with Timken roller bearings, are made from high strength aluminum alloy cast in permanent molds for uniformity. Sheaves can be lined with either neoprene or urethane. May be suspended or mounted, to or from INSULATORS & POLE or CROSS ARM BRACKETS. Safe work load is 2,500 lb



SPECIFICATIONS	
SB-7	
A	4.5"
B	3.5"
C	3.13"
D	14"
Capacity	
No Liner	2"
With Liner	1.75"


### Stringing Block Accessories

Block attaches to the accessories shown, without extra fittings, by a safety locking pin.



Cat. ID	Description
SB-7	7" Universal Stringing Block with socket eye
SB-7-U	Same as above with urethane lined sheave
SB-7-N	Same as above with neoprene lined sheave

## CROSS ARM BRACKET

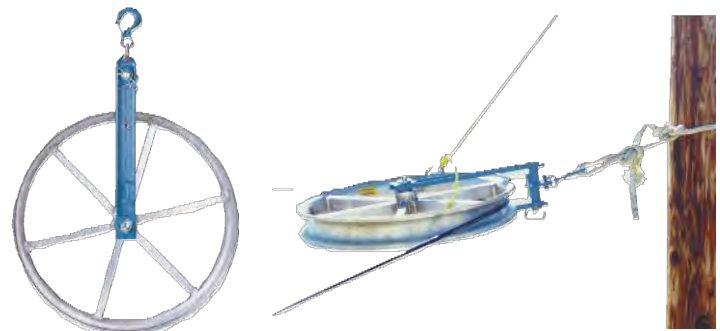


**Cat. ID SB-CB**  
Possible block positions: vertical, 67.5°, 45°, 27.5°, and right angle.

A single handle screw grips cross arms 4" x 4" to 6" x 4" quickly and

securely. Chain clamps for larger arms  
Accepts Sherman & Riley, Campbell, Pengo, and Bethea blocks.

## OVERHEAD FIBEROPTIC CABLE SHEAVE



### Cat. ID 8637825

Specially designed for guiding fiber optic or CATV cable. It features an innovative hanger arm that eliminates cable coming off the sheave or binding against the support arm. With the removal of a pin, hanger arm separates and allows cable in/out. 22" sheave diameter allows for a gentle cable arc. Aluminum sheave construction. Capacity: 1,500 lb.

## CLIPPING HOOK



### Cat. ID HLCH

Safely handles up to 2-1/2" conductor on or off the structure. Shackle is welded and permanent. Wgt. 5lb. Safe work load: 6,500lb.

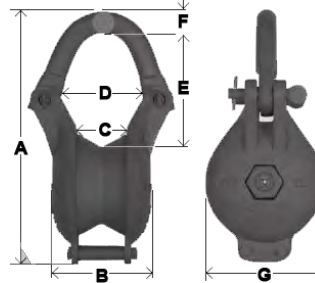
## SKOOKUM® WIDE THROAT STRINGING BLOCKS

Features a wide throat that makes it much easier to pull a variety of line, connecting links, or oversized line conditions. Wide manganese steel Utili-Sheaves work harder and last longer.

- R-4 block has straight roller bearings.
- R-6, R-8, R-10 blocks have long life Timken Bearings.
- Yokes and yoke pins are forged and heat-treated alloy steel.

Cat. ID	Sheave Size	Sheave Pin Size	Line Size	Weight	Working Load
R-4	4 x 1.38	1.25	3/8	12 lb	10,000 lb
R-6	6 x 3	1.38	3/8 - 1/2	30 lb	16,000 lb
R-8	8 x 3	1.38	1/2 - 5/8	43 lb	16,000 lb
R-10	10 x 4	1.38	1/2 - 5/8	50 lb	18,000 lb
*Ultimate strength is 5 times working load					

DIMENSIONS							
Cat. ID	A	B	C	D	E	F	G
R-4	10.00	1.75	1.00	2.50	5.25	1.00	4.75
R-6	14.50	5.50	2.50	4.50	6.50	1.25	6.75
R-8	17.00	5.50	2.50	4.75	7.25	1.38	8.75
R-10	19.50	5.50	3.50	4.75	7.50	1.38	10.5

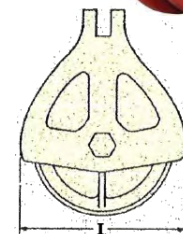
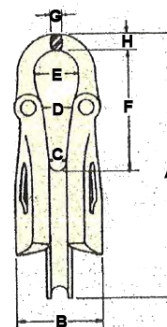


## SKOOKUM® STRINGING BLOCKS

These half side blocks feature manganese long-life sheaves.

Cat. ID	Sheave Size	Sheave Pin Size	Line Size	Weight	Working Load
A-4	4 x 1.38	1.25	3/8	9 lb	10,000 lb
A-6	6 x 1.13	1.50	3/8 - 1/2	17 lb	14,000 lb
A-8	8 x 1.13	1.50	1/2 - 5/8	29 lb	16,000 lb
A-10	10 x 1.25	1.50	5/8 - 3/4	34 lb	16,000 lb
A-12	12 x 1.38	1.94	3/4 - 7/8	51 lb	27,000 lb
*Ultimate strength is 5 times working load					

DIMENSIONS									
Cat. ID	A	B	C	D	E	F	G	H	I
A-4	7.75	3.50	1.13	1.50	1.25	3.50	7/8	7/8	4.50
A-6	10.50	4.00	7/8	1.50	1.50	4.50	1.00	1.00	6.50
A-8	14.50	4.00	1.00	1.50	1.75	6.00	1.25	1.25	9.00
A-10	16.50	4.00	1.00	1.50	1.75	6.50	1.25	1.25	11.00
A-12	19.75	6.25	1.00	1.75	2.25	6.50	1.50	1.50	12.50



## UPLIFT / HOLD-DOWN BLOCK




Designed for holding the pulling line or conductors down when they tend to "float" or rise up out of the stringing block sheave groove. Also used for pulling conductors down for inspection or other operations.

Block can be anchored to an object on the ground with a tie-down rope. The block is then lowered with trip rope.

The side of the block opens for attaching or removing from cable. Blocks are fitted with tow sheaves in tandem position to reduce bending of cable. Neoprene or urethane sheave liners available upon request.

Cat. ID	Sheave Dia.	Cable Size	Weight
S907	7"	1.75"	31 lb.
S910	10"	2.25"	46 lb.

## BUNDLED CONDUCTOR BLOCKS



These blocks are of extra heavy duty design for hard service. The axles and roller bearings are of high load capacity. Call for more information.

### STRINGING BLOCK ATTACHMENTS

Block attaches to the accessories shown, without extra fittings, by a safety locking pin.



SB-SH

YBC-30

BC-30

## DISTRIBUTION BUNDLED CONDUCTOR BLOCKS



Four & Five Sheave  
Blocks also Available

These multiple sheave blocks are specially designed for stringing multiple conductors using 3, 4, or 5 sheaves. They may be suspended directly from insulators or special application brackets.

Blocks are made from high strength aluminum alloys and fitted with plated hardware. Timken Roller Bearings are standard.

Cat. ID	Outside Sheave Dia.	Conductor Capacity		Safe Work Load lbs.	Wgt lbs.
		w/o Liners	with Liners		
<b>With Three Sheaves</b>					
A33532	5"	1.5"	1.25"	2500	17
A33383D	8"	1.63"	1.38"	3000	32
A33103C	10"	1.63"	1.38"	3500	36
A33123B	12"	1.63"	1.38"	3500	40
A33153B	15"	1.63"	1.38"	3500	46
Neoprene Sheave Liners are also available					

## TRANSMISSION STRINGING BLOCK

- Made from high strength aluminum alloy.
- Frames have hand holds for carrying and hand line hook.
- Top yoke swings clear and is secured by a safety locking handle pin.
- The throat is both wide and high with smooth contoured edges allowing swivels and splice to pass freely.
- Timken tapered roller bearings
- Neoprene or urethane sheave liners available.



Cat. ID	Sheave Dia.	Conductor Capacity		Safe Work Load	Wgt lbs.
		w/o Liners	w/Liners		
A1416A	16.5"	1.38"	1.13"	4000 lb	23
A1418D	18"	2"	1.75"	4000 lb	36
A1420B	20"	2"	1.75"	4000 lb	40
A1422D	22"	2"	1.75"	4000 lb	44
A1428D	28"	2.13"	1.88"	6000 lb	68
A1436I	36"	2.38"	2"	8000 lb	150

## HEAVY DUTY STRINGING BLOCK

- Used for stringing conductors, as catch-off blocks, angle blocks, and for river crossings
- Built with tubular steel frames and axles.
- Heavy duty Timken bearings are standard.
- The socket eye may be removed and replaced with a hook, shackle, or other fitting.
- Neoprene or urethane sheave liners are available.



Cat. ID	Sheave Dia.	Conductor Capacity		Safe Work Loads lbs.	Wgt lbs.
		w/o Liners	w/Liners		
S1722D	22"/18"	2"	1.75"	7000	44
S1728D	28"/24"	2.13"	1.88"	8000	68
S1736D	36"/30"	2.13"	1.7"	10,000	150
The blocks below have parabolic designed sheaves that are extra wide and are ideal for reconductoring and similar work.					
S1722C	22"/18"	3"	3"	7000	44
S1728C	28"/24"	3"	3"	8000	68

## POLE BRACKET

Cat. ID 28

General purpose bracket for use on pole only. Bracket and block sold separately.



## INSULATOR LIFTERS

Cat. ID PSC400-2927

This high-density, 12.6" dia. bell lifter is made of sturdy polyethylene. 400 lb Test Load Wgt: 13.5 lbs.



PSC400-2927

Cat. ID LH95

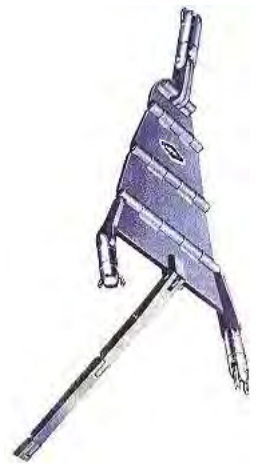
This 10" dia. bell lifter is rubber coated to protect porcelain insulators. 8,000 lb Test Load Wgt: 65 lbs.



LH95

## RUNNING BOARD

Designed for use with blocks listed on this page. Made of high strength material and has an articulated flexible design. Compatible with standard swivels (not included).



Cat. ID	For Blocks With
645	5" Sheaves
648	8" Sheaves
610	10" Sheaves
612	12" Sheaves
615	15" Sheaves

## CROSS ARM GRIP

Cat. ID A80

Fits 5" x 6" cross arms.

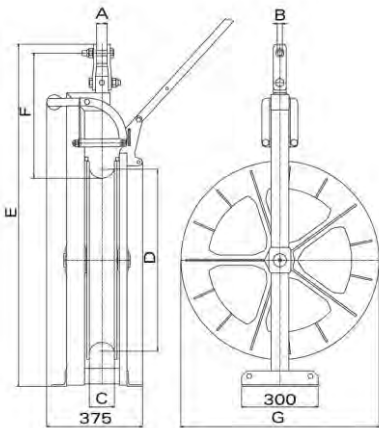






## PULLEYS FOR HELICOPTER STRINGING

- Suitable for stringing the pilot rope by a helicopter.
- Pilot rope is automatically positioned in the central wheel. Special guides ensure the correct positioning of the rope during stringing operations.
- Wheels are made of aluminum alloy mounted on ball bearings; the lateral ones have the groove lined by neoprene ring; the central one has the groove made up of wear-proof interchangeable nylon sectors.
- The frame is made of galvanized steel.
- Pulleys are supplied with fixed connection.
- Grounding device or complete conductive sheaves can be supplied on demand. SWL 5:1



Cat. ID	Dimensions (in.)							Breaking Load	Weight
	A	B	C	D	E	F	G		
<b>21003600NY</b>	1	15/16	2-11/16	25	49	16	30	27,000 lb	106 lb
<b>21003700</b>	1	15/16	3-3/4	25	49	16	30	27,000 lb	137 lb
<b>21003800</b>	1	15/16	2-11/16	31	54	16	35	27,000 lb	143 lb
<b>21008900</b>	1	15/16	3-3/4	31	54	16	35	27,000 lb	154 lb
<b>21003400</b>	1	15/16	3-3/4	39	62	16	43	45,000 lb	187 lb

**Two or Three Bundled Conductor  
Pulleys also available**



Special models can be designed according to customer's needs (specify distance between the conductors).

## OVERHEAD LINE BICYCLE

- Suitable to fit aircraft warning spheres on single lines.
- Fits spacers on two, three and four bundled conductor lines.
- By pedaling forward, the bicycle moves backward in order to provide the operator with necessary working space.
- Equipped with a disc brake on the driving wheel and an safety clamp which brakes on the conductor.
- A footage counter and safety chains are also provided.
- For models 6155 and 6140 the distance between conductors can be set from 13.77" up to 23.62" with pitch of 1.94".

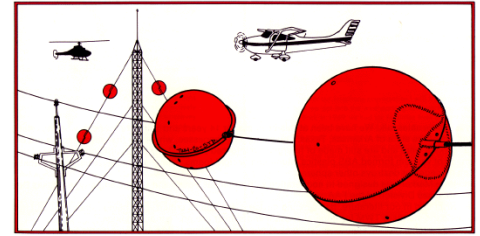
Cat. ID	Description	Weight	Optional Basket for Working Devices
<b>21006100</b>	In alloy-light for single lines	42 lb	<b>Cat. ID 6105</b>
<b>21006120</b>	For three bundled conductor lines (l = 15-3/4")	121 lb	<b>Cat. ID 6126</b>
<b>21006130</b>	For three bundled conductor lines (l=17-11/16")	121 lb	<b>Cat. ID 6126</b>
<b>21006155</b>	In alloy-light for two bundled conductor line	75 lb	<b>Cat. ID 6156</b>
<b>21006140</b>	For three bundled conductor lines	141 lb	<b>Cat. ID 6141</b>

## AERIAL WIRE MARKERS

Use to mark power, communication, and guy wires at airport or helicopter approach areas, river/canyon crossings, overhead obstructions, and migratory wild fowl refuge areas. Made of fiberglass for long life (will withstand hail) and are made to FAA specifications. Units will not slip, oscillate, chafe, or cause electrolysis or harmonic vibration.



- Markers install in 10 minutes and need no maintenance
- All models can be ordered with corona protection up to 220KV
- Available with 3M Reflective Tape for night time visibility (shown at left).



### JX STYLE



- For Neutral wire, guy wire, and conductor wires up to 69kV
- Easy to install with 4 bolts
- Cable size from .2" - 1"
- Neoprene Bushings included

### AR STYLE



- For conductor up to 69kV
- Armor Rod holds marker in place
- Included 2 sets of armor rod
- Identify cable diameter before ordering

### HS STYLE



- For conductor up to 69kV
- No need to de-energize line
- Install using a hotstick

Cat. ID	Dia.	Fits Wire	Wgt
TWM-9JX	9"	up to 3/4"	2 lb
TWM-12JX	12"	up to 3/4"	3 lb
TWM-20JX	20"	up to 1"	4.5 lb
TWM-24JX	24"	up to 1-1/4"	7 lb
TWM-30JX	30"	up to 1-1/4"	11 lb
TWM-36JX	36"	up to 1-1/4"	19 lb
TWM-54JX	54"	Made to spec.	35 lb

Cat. ID	Dia.	Fits Wire
TWM-9AR	9"	up to 3/4"
TWM-12AR	12"	up to 3/4"
TWM-20AR	20"	up to 1"
TWM-24AR	24"	up to 1-1/4"
TWM-30AR	30"	up to 1-1/4"
TWM-36AR	36"	up to 1-1/4"

Cat. ID	Dia.	Fits Wire
TWM-9HS	9"	up to 3/4"
TWM-12HS	12"	up to 3/4"
TWM-20HS	20"	up to 1"
TWM-24HS	24"	up to 1-1/4"
TWM-30HS	30"	up to 1-1/4"
TWM-36HS	36"	up to 1-1/4"

## AERIAL CONDUCTOR DOLLY

Aluminum alloy inspection trolleys that allow two persons in erected positions to inspect two, three and four bundled conductor lines. The trolleys are equipped with spacer and insulators surmounting device, stationary brakes, meter counter. Special models with different characteristics can be designed according to customer's needs.



Cat. ID	No of Bundled Conductor Lines	Spacing	Capacity	Weight	Engine		
					Gasoline	Cooling System	Starting System
21006035	2	15-3/4"	562 lb	176 lb			
21006030*	2	15-3/4"	562 lb	243 lb	4 HP	Air	By Handle
21006045	3	15-3/4"	562 lb	198 lb			
21006040*	3	15-3/4"	562 lb	265 lb	4 HP	Air	By Handle

\*Motorized Version

## SAGWATCH

### Cat. ID SLE

The principle of sagging by wave-timing has long been recognized. The use of the Sagwatch to determine sag simply, rapidly, and accurately can save many valuable man-hours by eliminating conversion tables and the setting and sighting of targets.



This high-quality instrument has a 7 jewel Swiss movement in a stainless steel case. It is water resistant, dust protected, shock resistant, antimagnetic, and self-compensating with an unbreakable mainspring.

Logarithmic scales are calibrated in feet and decimals for both 3rd and 5th returns of a mechanical wave providing direct reading of sags up to 100 feet.

## CONDUCTEMPOR

### Cat. ID 160

The Conductempor is constructed of the finest materials and contains a highly accurate bimetal thermometer mounted in a piece of aluminum alloy conductor in order to accurately determine the temperature of the conductor being sagged, and not just the temperature of the air. With quick, accurate response to temperature variations, it may be used for any size ACSR or ACAR conductors. The temperature dial is a large 1-3/4" dial graduated in 2 degree increments for ease of reading.

*Range: -40° to 160° F Length: 9"*



## POCKET THERMOMETER

### Cat. ID 21412-1J

These thermometers are made with Binoc tubing which magnifies liquid column for improved readability under all conditions. They are red Permacolor liquid filled for reading in poor light and are calibrated for total immersion.



## SAGSCOPE



### Cat. ID SL-SCOPE

- Features bright, crisp, distortion-free optics in a rugged, high quality, compact device for accurate wire sagging.
- Equipped with a 3 to 9 power zoom and cross hairs.
- Other features include a two-way bubble level and vertical, horizontal, and rotational adjustments for easy leveling under a variety of field positions.
- Unit comes complete with a removable eye shade, lens caps, a variable adjustable mounting bracket which can be used on lattice tower structures or wood poles, and a High Density Polyethylene storage case.
- Comes with magnetic mount.

## LASER RANGE FINDER

### Cat. ID LT200

Quickly and accurately calculate horizontal, vertical and slope distances with the press of a button.



Cat. ID	Capacity x Divisions	Safety Factor
5-01	1,000 x 10 lb	5:1
5-02	2,000 x 20 lb	5:1
5-04	4,000 x 25 lb	5:1
5-05	5,000 x 50 lb	5:1
5-08	8,000 x 50 lb	5:1
5-10	10,000 x 100 lb	5:1
5-15	15,000 x 100 lb	5:1
5-20	20,000 x 200 lb	4:1
All models listed have a 5" dial		

## MECHANICAL DYNAMOMETER

These meters operate in any position and are rated at plus or minus 1/2% of full scale accuracy.

Can be subjected to accidental static overloads up to 50% without affecting performance.

All models have an antiparallax dial.



## ED JUNIOR DYNAMOMETER

Easily apply a load and take a reading. The ED Junior can be relied upon for simple, yet critical measurements of weight and force. Through the use of aircraft quality aluminum, the ED Junior is an easy-to-position, highly mobile instrument with exceptional strength.

- **Measurement Capabilities:** Provides peak detection as well as sustained load readings in lbf, kgf and Newtons.
- **Accuracy:** The load element design and strain gauges chosen for the ED Junior produce an accuracy of 0.2% (full scale).

Cat. ID	lbf	Storage Case
EDJR-1T	2500	included
EDJR-2T	5000	included
EDJR-5T	10,000	EDJR-5T-C
EDJR-10T	25,000	EDJR-10T-C



## ED-XTREME DYNAMOMETER

Modular dynamometer so flexible it could serve as a simple hanging scale or could form the hub of a complex weighing system.



Units with communicator also available

- Capacities up to 550,000 lb.
- Selectable in lb, kg & newtons
- Accuracy: within  $\pm 0.1\%$  F.S.
- Resolution 1 part in 5,000 enhanced
- 7:1 Safety Factor (aluminum) 5:1 (Steel)
- NEMA 4X/IP55

Cat. ID	lbf
EDX-1T	2500
EDX-2T	5000
EDX-5T	10,000
EDX-10T	25,000
EDX-20T	50,000
EDX-50T	100,000
EDX-75T	160,000
EDX-100T	220,000
EDX-150T	330,000
EDX-250T	550,000



## Selecting the Proper Grip:

Three basic factors determine the selection of the proper grip for each specific application.

- 1) Type of wire or cable (ACSR, ACSS, ACCC, AAC, Copper, Steel Strand).
- 2) Outside diameter of wire or cable (AWG or MCM).
- 3) Maximum safe load required.

Correct selection of gripping jaws is also essential to avoid damage to wire or cable. In pulling stranded wire, the jaws should be long enough to take a full lay of cable to avoid damage to the conductor. Three inside jaw contours are offered:

- **Single "V"** - Simple three point contact jaws designed for use on small diameter bare wire and cable.
- **Double "V"** - Four point contact provides greater gripping pressure and assures proper alignment of wire and cable within the jaws. Designed for high strength steel guy and messenger wire, and extra high strength cables and conductors.
- **Round** - Round jaws provide maximum contact and gripping power to minimize conductor damage. This jaw design is recommended for use on bare aluminum, ACSR, ACSS, AAC, and copper conductors.

These grips are to be used for pulling lines up to tension and are not to be used as anchors.

### grips for power distribution



## GRIPS FOR BARE ACSR, ALUMINUM AND STRANDED COPPER CABLES

The round, smooth inside jaw contour on this series of grips is ideal for bare A.C.S.R., aluminum and stranded copper cables. The smooth jaws grip with maximum contact and are less likely to damage conductors.

Catalog ID	Minimum Cable Size	Maximum Cable Size	Maximum Safe Load	Approx. Weight	Jaw Length
1656-20	.231" (4 AWG)	.398" (1/0)	4500 lbs.	3 lbs.	4"
1656-30	.316" (2 AWG)	.522" (4/0)	4500 lbs.	3.75 lbs.	4.75"
1656-40	.563" (4/0)	.724" (397.5 MCM)	8000 lbs.	8.3 lbs.	5.5"
1656-50	.743" (397.5 MCM)	.858" (556.5 MCM)	8000 lbs.	8.3 lbs.	5.5"
1656-60	.879" (477 MCM)	.953" (650 MCM)	8000 lbs.	8.3 lbs.	5.5"
1678-20	.963" (605 MCM)	1.019" (750 MCM)	8000 lbs.	8.3 lbs.	5.5"
1678-30	1.026" (715.5 MCM)	1.077" (874.5 MCM)	5500 lbs.	8.2 lbs.	5.5"
1678-40	1.081" (795 MCM)	1.140" (954 MCM)	5500 lbs.	8.2 lbs.	5.5"
1678-50	1.152" (900 MCM)	1.196" (1,033.50 MCM)	5500 lbs.	7.9 lbs.	5.5"

## HOT-LINE GRIPS FOR BARE CONDUCTORS



This style provides hot line grips for both bare and insulated conductors. Grip may be placed on wire with hot line stick. When stick is removed, latch closes automatically to guard against grip accidentally disengaging from wire.

Standard hot line grips are not supplied with springs or lock open features. When these features are desired, add prefix letter "S" before catalog number (example: S1684-5H).


Catalog ID	Minimum Cable Size	Maximum Cable Size	Maximum Safe Load	Approx. Weight	Jaw Length
1656-20H	.231" (4 AWG)	.398" (1/0)	4,500 lbs.	3.25 lbs.	4"
1656-30H	.316" (2 AWG)	.522" (4/0)	4,500 lbs.	4 lbs.	4.75"
1656-40H	.563" (4/0)	.724" (397.5 MCM)	8,000 lbs.	8.3 lbs.	5.5"
1656-50H	.743" (397.5 MCM)	.858" (556.5 MCM)	8,000 lbs.	8.3 lbs.	5.5"
1656-60H	.879" (477 MCM)	.953" (650 MCM)	8,000 lbs.	8.3 lbs.	5.5"

## GRIPS FOR WEATHERPROOF WIRE

Round inside jaw contour for weatherproof coated wire. Notches in jaw provide firm grip on insulation.

Catalog ID	Minimum Cable Size	Maximum Cable Size	Maximum Safe Load	Approx. Weight	Jaw Length
1611-20	.20"	.40"	4,500 lbs.	3 lbs.	4.19"
1611-30	.31"	.53"	4,500 lbs.	3.75 lbs.	4.75"
1611-40	.53"	.74"	8,000 lbs.	7.75 lbs.	5.69"
1611-50	.74"	.86"	8,000 lbs.	7.75 lbs.	5.69"

**NOTE: Due to various types of weatherproof coatings available selection of proper grip is determined by outside diameter of cable**



## GRIPS FOR PVC-COVERED CONDUCTORS

The serpentine jaws of this grip series are specially machined to allow insertion of insulated conductor through the jaw which reduces danger of slippage which might result in insulation damage. Eliminates necessity of stripping insulation from conductor. Round inside jaw contour.

Catalog ID	Minimum Cable Size	Maximum Cable Size	Maximum Safe Load	Approx. Weight	Jaw Length
1659-20	.20"	.42"	4,500 lbs.	3 lbs.	4"
1659-30	.31"	.50"	4,500 lbs.	3.75 lbs.	4.75"
1659-40	.49"	.79"	8,000 lbs.	7.75 lbs.	5.5"
1659-50	.79"	1.01"	8,000 lbs.	7.75 lbs.	5.5"



## BELL SYSTEM TYPE GRIPS

1684-5AT is identical to Bell System type "L" strand puller; 1628-16AT is identical to Bell System type "H" strand puller. Both are fitted with chain, toggle, and shackle to prevent grip from falling in case of disengagement from cable.

Catalog ID	Minimum Cable Size	Maximum Cable Size	Maximum Safe Load	Approx. Weight	Jaw Length
1684-5AT	.218"	.550"	8,000 lbs.	6.8 lbs.	5"
1628-16AT	.31"	.62"	15,000 lbs.	15.8 lbs.	7.25"

**For support wire .134 and larger, refer to 1659 series. Outside diameter of support wire includes thickness of polyethylene coating.**



## "TYPE B" STRAND PULLER

This grip is similar to Bell System Type B strand puller. Designed to pull 1/4" figure 8 telephone cable. Serpentine grooves grip insulation on strand, preventing slippage. Fitted with chain, toggle and shackle to prevent grip from falling in case of disengagement from conductor.

Catalog ID	Minimum Cable Size	Maximum Cable Size	Maximum Safe Load	Approx. Weight	Jaw Length
1659-5AT	.20"	.37"	5,000 lbs.	6.7 lbs.	5"



## PARALLEL JAW GRIPS - ROUND SERRATED JAWS



- Grips feature a round serrated jaw.
- Hot latch closes automatically to guard against grip accidentally disengaging from wire.
- Large opening in the handle accommodates a variety of hooks on hoists, winches and tackle blocks.

4500 Series (Cable range from .180" to .600")								
Cat. ID	Hot Latch	Spring	Locking Handle	Min. Cable	Max. Cable	Max. Safe Load	Jaw Length	Weight
KT4500		X		.180"	.600"	5000 lbs.	3"	3.75 lbs.
KT4501	X	X	X	.180"	.600"	5000 lbs.	3"	3.75 lbs.
KT4502	X			.180"	.600"	5000 lbs.	3"	3.75 lbs.


4600 Series (Cable range from .300" to .800")								
Cat. ID	Hot Latch	Spring	Locking Handle	Min. Cable	Max. Cable	Max. Safe Load	Jaw Length	Weight
KT4600		X		.300"	.800"	10,000 lbs.	5"	7 lbs.
KT4601	X	X	X	.300"	.800"	10,000 lbs.	5"	7 lbs.
KT4602	X			.300"	.800"	10,000 lbs.	5"	7 lbs.

4800 Series (Cable range from .700" to 1.25")								
Cat. ID	Hot Latch	Spring	Locking Handle	Min. Cable	Max. Cable	Max. Safe Load	Jaw Length	Weight
KT4800		X		.700"	1.25"	12,000 lbs.	5-1/8"	10 lbs.
KT4801	X	X	X	.700"	1.25"	12,000 lbs.	5-1/8"	10 lbs.
KT4802	X			.700"	1.25"	12,000 lbs.	5-1/8"	10 lbs.



4650 Wide Range Series (Cable range from .160" to .900")								
Cat. ID	Hot Latch	Spring	Min. Cable	Max. Cable	Max. Safe Load	Jaw Length	Weight	
KT4650		X	.160"	.900"	5,000 lbs.	4-1/2"	4.9 lbs.	
KT4651	X	X	.160"	.900"	5,000 lbs.	4-1/2"	4.9 lbs.	
KT4652	X		.160"	.900"	5,000 lbs.	4-1/2"	4.9 lbs.	

## PARALLEL JAW GRIPS - ROUND JAWS



These lightweight, compact grips pull an exceptionally wide range of cable sizes and types. Each grip is designed with round inside jaw contours. The lower jaw is serrated to firmly grip insulated cables and conductors.


The design includes a latch that prevents the grip from falling in case of jaw disengagement from the cable, plus a large diameter eye that accommodates large hooks on hoists, winches and tackle blocks.

Catalog ID	Minimum Cable Size	Maximum Cable Size	Maximum Safe Load	Approx. Weight	Jaw Length
1685-20	.157"	.875"	4,500 lbs.	3 lbs.	2.5"
1685-31	.625"	1.250"	7,500 lbs.	5 lbs.	4.5"

**LITTLE MULE** PARALLEL JAW GRIPS

Parallel jaws prevent jamming and slipping without damage to wire. With strong heavy construction for long life, grips are rated from 5,000 to 20,000 pounds. Large eye will accommodate hook on hoists and blocks. Hot line grip has a special gate which prevents grip from dropping off wire and a top ring for use with hot sticks. Available with or without spring. Spring model features a notch for holding jaws open.

Catalog ID	Style	Minimum Cable Size	Maximum Cable Size	Maximum Safe Load	Approx Weight
4500	Std w/ Spring	.18" # 6	.60" 4/0	5,000 lbs.	3.25 lbs.
4501	Ring w/ Spring	.18" # 6	.60" 4/0	5,000 lbs.	3.25 lbs.
4502	Ring no Spring	.18" # 6	.60" 4/0	5,000 lbs.	3.25 lbs.
4600	Std w/ Spring	.30" # 1	.80" 450MCM	10,000 lbs.	4.5 lbs.
4601	Ring w/ Spring	.30" # 1	.80" 450MCM	10,000 lbs.	4.5 lbs.
4602	Ring no Spring	.30" # 1	.80" 450MCM	10,000 lbs.	4.5 lbs.
4700	Std w/ Spring	.70" 397MCM	1.25" 1130MCM	20,000 lbs	21 lbs.
4701	Ring w/ Spring	.70" 397MCM	1.25" 1130MCM	20,000 lbs	21 lbs.
4800	Std w/ Spring	.70" 397MCM	1.25" 1130 MCM	12,000 lbs	8 lbs.
4900	Std w/ Spring	1.24 1033MCM	1.8 2500MCM	20,000 lbs	26 lbs



**grips for power transmission**

**GRIPS FOR LARGE DIAMETER CONDUCTORS**

These grips are custom finished to your cable specifications. Designed for hollow conductors and other large diameter cables, the round jaws of these grips are shaped to provide maximum contact with the circumference of the cable, virtually eliminating conductor damage. Since these grips are made to special order, they are not returnable.

Cat. ID 1628-30 -40 -50 are designed for ACCC Cable as well. Cat. ID 1628-50 is furnished with a removable floating jaw which allows maximum coverage of cables and minimize conductor damage, particularly under heavy load. The removable jaw is held in place by a bolt swaged into the lever arm of the grip, and is secured by a nut and cotter pin. Jaw must be removed to insert cable.



Minimum & maximum sizes listed indicate the unfinished size range capability for each Catalog Number. Each grip is finished to fit one specific cable size only within range shown.

\*Maximum safe stringing tension 12,500 lbs to minimize conductor damage.

Catalog ID	Minimum Cable Size	Maximum Cable Size	Maximum Safe Load	Approx. Weight	Jaw Length
1628-16P	.316 (#2 AWG)	.883 (556.5 MCM)	15,000 lbs.	17 lbs.	7.25"
*1628-30	.846 (477 MCM)	1.258 (1,192.5 MCM)	20,000 lbs.	27 lbs.	10.75"
*1628-40	1.216 (1,113 MCM)	1.524 (1,750 MCM)	25,000 lbs.	34 lbs.	10.75"
*1628-50	.963 (605 MCM)	1.823 (2,627.3 MCM)	25,000 lbs.	34 lbs.	10.75"

NOTE: YOUR ORDER MUST SPECIFY EXACT OUTSIDE DIAMETER OF CABLES, CIRCULAR MILLS WITH STRAND COMBINATION OR MANUFACTURER'S CODE. EACH GRIP FOR LARGE DIAMETER CABLE IS MADE FOR ONE-SIZE CABLE ONLY.





## GRIPS FOR DUAL CONDUCTOR TRANSMISSION

Similar to the 1628 series, the Klein Tools 1628 series VR Grips are our new twisted pair, dual conductor VR grip series. It is specifically designed for VR2<sup>®</sup>, T-2<sup>®</sup>, and other twisted pair cables.

(VR2 is a registered trademark of Southwire Company, T-2 is a registered trademark of General Cable)


Catalog ID	Minimum Cable Size	Maximum Cable Size	Maximum Safe Load	Approx. Weight	Jaw Length
1628-30VR	.846 (477 MCM)	1.258 (1,192.5 MCM)	20,000 lbs.	27 lbs.	10.75"
1628-40VR	1.216 (1,113 MCM)	1.524 (1,750 MCM)	25,000 lbs.	34 lbs.	10.75"

NOTE: YOUR ORDER MUST SPECIFY EXACT OUTSIDE DIAMETER OF CABLES, CIRCULAR MILLS WITH STRAND COMBINATION OR MANUFACTURER'S CODE. EACH GRIP FOR LARGE DIAMETER CABLE IS MADE FOR ONE-SIZE CABLE ONLY.

grips for hard lines  
guy strand / ehs / wire rope

## GRIPS FOR BARE WIRE

A lightweight, especially economical grip for working with solid and stranded bare wire from .08 to .20". Single "V" groove jaw.



Catalog ID	Minimum Cable Size	Maximum Cable Size	Maximum Safe Load	Approx. Weight	Jaw Length
1613-30	.08" - #12 B&S Solid	.20" - #4 B&S Solid	1500 lbs.	1.5 lbs.	3"

## CURVED JAW GRIPS FOR EHS CABLE

When pulling EHS (extra high strength) galvanized steel cable, the galvanizing has a tendency to coat the jaws of any grip, causing the cable to slip. To reduce the possibility of slippage and damage to the cable, the jaws of this grip are milled on a curve with a double "V" contour. Available with hot line latch and spring (Cat. ID S1684-74H).



Catalog ID	Minimum Cable Size	Maximum Cable Size	Maximum Safe Load	Approx. Weight	Jaw Length
1684-74	.218"	.550"	8,000 lbs.	6.3 lbs.	5"

## PARALLEL JAW GRIPS - DOUBLE "V" JAWS

Longer jaws achieve a firm hold, reducing possibility of slippage and damage to cable. The design includes a latch, plus a large diameter eye that accommodates large hooks on hoists, winches, and tackle blocks. When latch is closed, it helps maintain cable position in grip jaws.



Catalog ID	Minimum Cable Size	Maximum Cable Size	Maximum Safe Load	Approx. Weight	Jaw Length
1686-10	.20"	.40"	10,000 lbs.	5 lbs.	4.375"
1671-10	.37"	.75"	10,000 lbs.	5 lbs.	4.375"
1686-20	.20"	.40"	10,000 lbs.	5 lbs.	4.375"
1672-10	.37"	.75"	10,000 lbs.	5 lbs.	4.375"

NOTE: 1672-10 is same as 1671-10 but with knurled jaws. 1686-20 is the same as 1686-10 but with knurled jaws.

## GRIPS FOR EXTRA HIGH STRENGTH CABLES, MESSENGER, GUY STRAND, AND CONDUCTORS

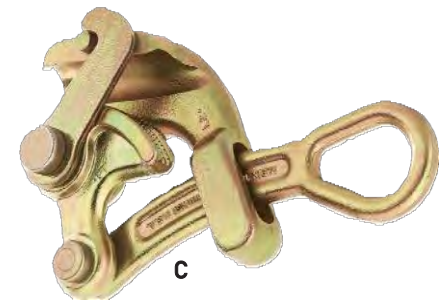
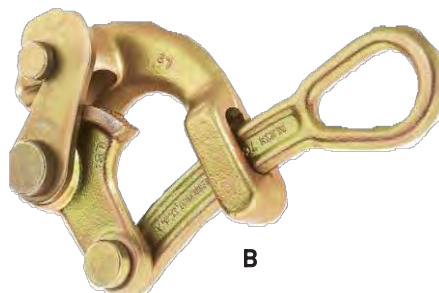
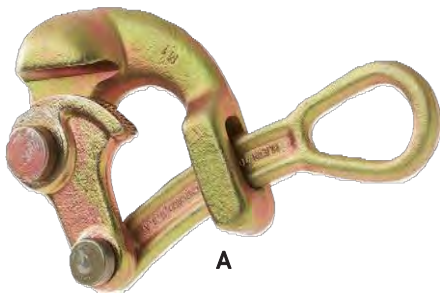
A family of grips for cable sizes from .12" to 1". Double "V" grooves give four point contact, reducing chance of slipping and providing proper alignment. For larger conductors, use grips with round inside jaw contour.



Catalog ID	Minimum Cable Size	Maximum Cable Size	Maximum Safe Load	Approx. Weight	Jaw Length
1613-40 **	.12"	.37"	4,500 lbs.	3 lbs.	4.18"
1684-5 **	.218"	.550"	8,000 lbs.	6.25 lbs.	5"
1684-5F*	.16"	.55"	8,000 lbs.	6.25 lbs.	5"
1628-16 **	.31"	.62"	15,000 lbs.	15.3 lbs.	7.25"
1628-17	.50"	.75"	15,000 lbs.	16.3 lbs.	7.25"
1628-18	.75"	1"	15,000 lbs.	15.7 lbs.	7.25"

\*Similar to 1684-5 above except with a file inserted in jaw for extra gripping power. Replacement file No. 578 and screws No. 573 are also available. \*\* Also available with a Hot Latch

## HAVENS® GRIPS

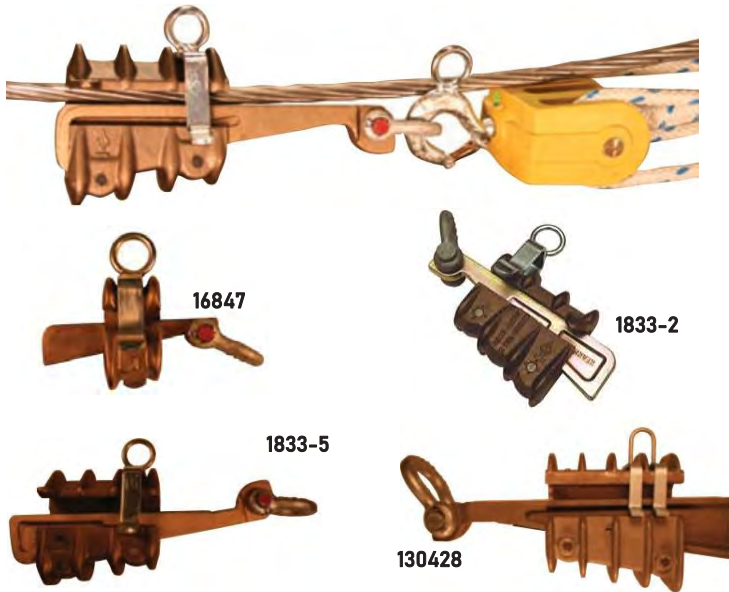


Designed for use when light, compact grip is desired and where conductor damage is not a factor.

Gripping pressure of the knurled jaw is applied to 1/4" cable area. 1604-20L and 1625 series have a swing latch to help hold cable in the jaw.

Style	Cat. ID	Min. Cable	Max. Cable	Max. Safe Load	Weight
A	1604-10	.06" #14 B&S	.25" #2 B&S	2,500 lb	1 lb
	1604-20	.125" #8 B&S	.50" Steel Strand	5,000 lb	2.1 lb
B	1604-20L	.125" #8 B&S	.50" Steel Strand	5,000 lb	2.1 lb
C	1625-20	.28" #1 B&S	.75" Wire Rope	8,000 lb	4 lb
	1625-20-7/8	.38"	.88" Wire Rope	8,000 lb	4 lb
	1625-20-1	.50"	1" Wire Rope	8,000 lb	4 lb

## COMEALONG GRIPS



- The exclusive wedge-grip action provides a positive, tight grip on the conductor for a non-kinking, in-line pull.
- Easily installed and removed with a tie stick. When the tie stick is removed from the ring, the safety latch drops over the conductor slot to keep the comealong on the conductor
- Right and left hand styles enable the lineman to always have the conductor slot facing him.
- All models except 16847 Series include hardened steel rollers for easier opening and positive holding.

Catalog ID		Conductor Range		Working Load	Replacement Wedge
Left Handed	Right Handed	Minimum	Maximum		
16847	16847-1	.128" #8 Sol.	.292" #2 7 Str.	2,000 lbs.	16960 Bronze
1833-2	1833-3	.128" #8 Sol.	.563" 4/0 ACSR	6,000 lbs.	1833-14 Steel
1833-4	1833-5	.258" #2 Sol.	1.05" *795MCM ACSR	5,500 lbs.	1833-44 Bronze
1833-22	1833-21	.563" 4/0 ACSR	1.126" 954MCM Str.	5,500 lbs.	1833-24 Bronze
-----	130428	586" 266.8MCM Str	1.545" 1590MCM ACSR	15,000 lbs.	135105-1 Bronze
-----	130428-1	586" 266.8MCM Str	1.545" 1590MCM ACSR	4,000 lbs.	130429 Alum

**\* 795 ACSR WHEN DIAMETER OF SPECIFIC STRANDING DOES NOT EXCEED 1.050"**  
**COMEALONGS NOT FOR USE WITH GUY WIRE**

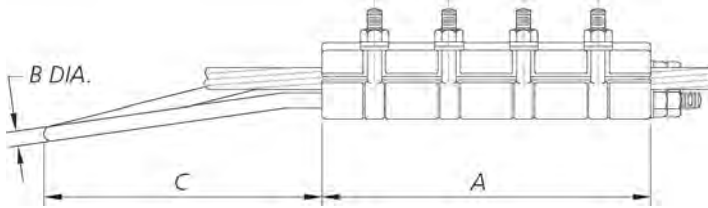


## GRIP CLEANING BRUSH KIT

**Cat. ID 25450**

Set of four wire-bristle brushes designed for cleaning wire- and cable-pulling grips. Helps to keep jaw area clean to avoid slippage. Brushes have stiff wire bristles.

**POCKETBOOK COMEALONG GRIPS  
FOR OPTICAL GROUND WIRE (OCA)**

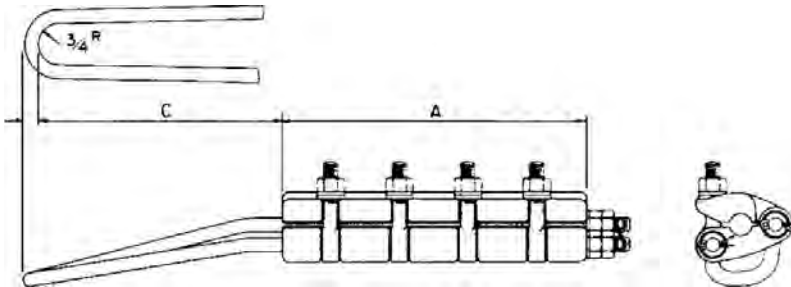


OPGW Dia Range	Eyebolt Dia	Eyebolt No.	Dimensions			Weight
			A	B	C	
0-.820"	1/2"	4	11"	.5"	8"	9 lb
.821"-1.000"	5/8"	4	12.5"	.62"	8"	16 lb

- Contact customer service for assistance with ordering.
- Stringing tool designed for pulling optical ground wire up to initial sag tensions.
- Extruded aluminum body for greater strength.
- Double lock nuts with cotter pins.

**COMEALONG GRIPS**

FOR ACSR, AAC, AAAC, ACAR, ACSS, & ACSSTW



Catalog ID	Eyebolt Dia	Eyebolt No.	Dimensions (in)			Weight
			A	B	C	
3050	1/2	4	11	.50	8	9.0 lb
3060	1/2	4	11	.50	8	9.0 lb
3070	5/8	4	12.5	.62	8	16.0 lb
3080	5/8	4	12.5	.62	8	16.0 lb
3090	5/8	6	18.12	.62	8	26.0 lb
3100	5/8	6	18.12	.62	8	26.0 lb
3110	5/8	7	20.94	.62	8	32.0 lb
3120	5/8	7	20.94	.62	8	32.0 lb
3190	5/8	7	21.81	.88	10	47.0 lb
3200	5/8	7	21.81	.88	10	47.0 lb
3210	5/8	7	21.81	.88	10	47.0 lb
3220	5/8	7	21.81	.88	10	47.0 lb
3230	5/8	7	21.81	.88	10	47.0 lb

- Contact customer service for assistance with ordering.
- Stringing tool designed for pulling conductor up to initial sag tensions.
- Rugged, heat treated body for increased strength
- Eyebolts forged from high strength steel
- Comes fully assembled and ready to use
- Angled bail of the comealong provides clearance between the chain link hoist and the conductor.
- Every comealong is individually tested prior to shipment.

## OVERHEAD DISTRIBUTION & TRANSMISSION PULLING GRIPS

Multiple Strength Pulling Grips are ideal for overhead distribution and transmission line stringing where moderate loading is anticipated. They are used for attaching conductors to pulling lines and double socking for conductor-to-conductor connections.

These grips are offered with either a flexible wire eye or forged rotating eye. Both will mate with swivels and pass through blocks and sheaves without binding.

### MULTIPLE STRENGTH GRIP-FLEXIBLE EYE



Cat. ID	Color Code	Cable Dia. (in)	Breaking Strength	Eye Dia x Lgth (in)	Mesh Lgth
033-02-044	Drk Green	.25-.49	6,800 lb	1/4 x 9	26"
033-02-046	Brown	.50-.74	10,000 lb	5/16 x 9	32"
033-02-048	Lt Blue	.75-.99	14,400 lb	3/8 x 11	41"
033-02-050	Gold	1.00-1.24	24,600 lb	1/2 x 12	52"
033-02-052	Black	1.25-1.49	30,600 lb	1/2 x 12	56"
033-02-054	Red	1.50-1.74	30,600 lb	1/2 x 12	60"
033-02-056	Dark Blue	1.75-2.24	48,000 lb	5/8 x 18	70"
033-02-1078	Yellow	2.00-2.49	48,000 lb	5/8 x 18	50"
033-02-1079	Orange	2.50-2.99	48,000 lb	5/8 x 18	52"
033-02-1080	Aluminum	3.00-3.49	48,000 lb	5/8 x 18	54"
033-02-1081	Lt Green	3.50-3.99	48,000 lb	5/8 x 18	56"

### MULTIPLE STRENGTH GRIP-ROTATING EYE



Cat. ID	Color Code	Cable Dia. (in)	Breaking Strength	Eye Dia x Lgth (in)	Mesh Lgth
033-02-016	Dark Green	.25-.49	6,800 lb	7/8 x 5	26"
033-02-018	Brown	.50-.74	10,000 lb	1 x 6	32"
033-02-020	Light Blue	.75-.99	14,400 lb	1 x 6	41"
033-02-022	Gold	1.00-1.24	24,600 lb	1-3/8 x 8	52"
033-02-024	Black	1.25-1.49	30,600 lb	1-5/8 x 8	56"
033-02-026	Red	1.50-1.74	30,600 lb	1-7/8 x 9	60"
033-02-028	Dark Blue	1.75-2.24	48,000 lb	1-7/8 x 10	70"
033-02-066	Yellow	2.00-2.49	48,000 lb	1-7/8 x 10	50"
033-02-097	Orange	2.50-2.99	48,000 lb	1-7/8 x 10	52"
033-02-1030	Aluminum	3.00-3.49	48,000 lb	1-7/8 x 10	54"
033-02-1031	Light Green	3.50-3.99	48,000 lb	1-7/8 x 10	56"

**NOTE: Forged Rotating Eye** is not a swivel and will not turn while under tension. It can turn to relieve pulling torque when the tension is relaxed. If constant swivel action is required the swivels on page 273 should be used.

**RECOMMENDED SAFE WORK LOAD IS  
20% OF BREAK STRENGTH**

### FIBEROPTIC CABLE GRIPS



Cat. ID	Cable Dia. (in)	Breaking Strength	Eye Dia./Lgth (in)	Mesh Lgth (in)
033-29-1000	.10-.22	1,000 lb	.8/5.5	9
033-29-1001	.21-.35	1,500 lb	.8/5.5	14
033-29-1002	.32-.48	2,200 lb	.9/6.0	18
033-29-1003	.42-.61	2,800 lb	.9/6.0	21
033-29-1004	.53-.74	3,300 lb	1.3/6.5	24
033-29-1005	.64-.87	4,700 lb	1.3/6.5	27

### LOW PROFILE FIBEROPTIC CABLE GRIPS




Cat. ID	Cable Dia. (in)	Breaking Strength	Eye Lgth (in)	Mesh Lgth (in)
033-29-1193	.10-.22	900 lb	7.5	10
033-29-1194	.21-.35	1,400 lb	7.5	14
033-29-1195	.32-.48	2,000 lb	8.5	19
033-29-1196	.42-.61	2,500 lb	8.5	21
033-29-1197	.53-.74	3,000 lb	8.5	23
033-29-1198	.64-.87	4,200 lb	8.5	25
033-29-1199	.75-1.00	4,200 lb	8.5	28

## OVERHEAD TRANSMISSION PULLING GRIPS

Primarily used in overhead transmission line construction where loads and safety considerations require an extra high strength grip. Use for attaching pulling lines to conductors, conductors to running boards, and "double socking" for conductor-to-conductor connections.

Accommodates ACSR, ACAR, all aluminum, and copper conductors, ground wires, messenger strands, wire ropes, and synthetic ropes.

DUA-PULL GRIP						
						
Catalog ID	Color Code	Conductor Diameter	Rope Diameter	Breaking Strength	Eye Dia & Length	Mesh Length
033-27-1037	Black	.19-.37	.25-.65	6,500	1/4x10	24
033-27-1038	Green	.38-.62	.50-.90	14,000	3/8x12	36
033-27-1039	Red	.63-.87	.75-1.10	20,000	7/16x13	48
033-27-1040	Blue	.88-1.12	1.00-1.50	30,600	1/2x15	60
033-27-1041	Yellow	1.13-1.37	1.25-1.70	46,800	5/8x18	76
033-27-1042	Aluminum	1.38-1.90	1.50-2.10	66,500	3/4x24	89

- Do not run grips or swivels over bullwheels while under tension.
- Two punch type bands should be firmly attached approximately one inch and two inches from the grip's tail to ensure maximum reliability and guard against accidental release
- Double braided rope should be back spliced for approximately 2/3 of the mesh length for best gripping. Use smallest size grip which covers back splice diameter and meets required work load.

**RECOMMENDED SAFE WORK LOAD IS  
20% OF BREAK STRENGTH**

ELECTION CHART FOR MULTIPLE CABLES OF EQUAL DIAMETERS							
FOR STANDARD SUPPORT AND PULLING GRIPS							
- Under "Number of Cables in One Grip," find diameter of your single cable in the appropriate vertical column. Read the grip diameter range to the farright.							
- If your diameter is the maximum of the range shown, go to the next larger size for Split Grips.							
NUMBER OF CABLES IN ONE GRIP							Dia. Range
2	3	4	5	6 & 7	8	9	
.30-.38	.25-.31	.22-.27	.19-.24	.17-.22	.15-.19	.14-.18	.50-.61
.38-.44	.31-.36	.27-.31	.24-.29	.22-.26	.19-.23	.18-.21	.62-.74
.44-.59	.36-.49	.31-.42	.29-.38	.26-.34	.23-.31	.21-.28	.75-.99
.59-.75	.49-.63	.42-.54	.38-.48	.34-.43	.31-.39	.28-.35	1.00-1.24
.75-.90	.63-.76	.54-.65	.48-.58	.43-.52	.39-.46	.35-.42	1.25-1.49
.90-1.07	.76-.89	.65-.77	.58-.67	.52-.60	.46-.54	.42-.49	1.50-1.74
1.07-1.22	.89-1.02	.77-.88	.67-.77	.60-.69	.54-.62	.49-.56	1.75-1.99
1.22-1.53	1.02-1.28	.88-1.10	.77-.96	.69-.86	.62-.77	.56-.71	2.00-2.49
1.53-1.83	1.28-1.53	1.10-1.32	.96-1.16	.86-1.03	.77-.93	.71-.85	2.50-2.99
1.83-2.14	1.53-1.79	1.32-1.54	1.16-1.35	1.03-1.20	.93-1.08	.85-.99	3.00-3.49
2.14-2.44	1.79-2.05	1.54-1.76	1.35-1.54	1.20-1.37	1.08-1.24	.99-1.13	3.50-3.99
2.44-2.75	2.05-2.30	1.76-1.98	1.54-1.74	1.37-1.55	1.24-1.39	1.13-1.27	4.00-4.49
2.75-3.06	2.30-2.56	1.98-2.20	1.74-1.93	1.55-1.72	1.39-1.55	1.27-1.41	4.50-4.99

**slingco** OVERHEAD PULLING GRIPS

RECOMMENDED SAFE WORK LOAD IS  
20% OF BREAK STRENGTH

**MULTI WEAVE**



The triple weave construction of the MU type cable grip is ideal for heavy loads. Primarily for pulling aluminum conductor.

Cat. ID	Color Code	Cable Dia. (in)	Lattice Length	Breaking Strength
ZCS1710	Drk Green	.25-.50	31"	7,000 lb
ZCS1711	Brown	.50-.75	45"	10,500 lb
ZCS1712	Lt Blue	.75-1.00	43"	14,100 lb
ZCS1713	Gold	1.00-1.25	65"	25,000 lb
ZCS1714	Black	1.25-1.50	59"	31,000 lb
ZCS1715	Red	1.50-1.75	82"	31,000 lb
ZCS1716	Dark Blue	1.75-2.25	82"	49,000 lb
ZCS1750	Yellow	2.00-2.50	72"	49,000 lb
ZCS1751	Orange	2.50-3.00	72"	49,000 lb
ZCS1752	Aluminum	3.00-3.50	74"	49,000 lb
ZCS1753	Lt Green	3.50-4.00	76"	49,000 lb

**FIBEROPTIC PULLING GRIPS**



Dual weave design manufactured from galvanized wire rope. Used for the installation of fiber optic cables for either overhead or underground applications.

Cat. ID	Cable Dia. (in)	Overall Length	Lattice Length	Breaking Strength
ZCS2008	.11-.23	18"	11"	950 lb
ZCS2009	.21-.36	22"	15"	1,650 lb
ZCS2010	.32-.49	27"	19"	2,200 lb
ZCS2011	.42-.62	29"	20"	2,750 lb
ZCS2012	.53-.75	32"	23"	3,700 lb
ZCS2013	.64-.88	34"	25"	4,250 lb
ZCS2014	.75-1.00	37"	27"	4,250 lb

**HIGH STRENGTH**



As one of the strongest cable grips produced, these A type grips can be used for aluminum conductor or for pulling rope. Use a Feed Tube when inserting rope into A Type cable grips.

Cat. ID	Color Code	Rope Dia. (in)	Cable Dia. (in)	Breaking Strength
ZCS1799	Black	.25-.65	.19-.40	7,000 lb
ZCS3020	Purple	.30-.40	.25-.40	10,000 lb
ZCS1800	Dark Green	.50-.90	.38-.63	14,000 lb
ZCS3522	Gray	.44-.90	.44-.63	20,000 lb
ZCS1801	Red	.75-1.10	.68-.88	20,000 lb
ZCS1802	Dark Blue	1.0-1.50	.88-1.13	30,700 lb
ZCS1803	Yellow	1.25-1.70	1.13-1.38	47,000 lb
ZCS1804	Alum	1.50-2.10	1.38-1.90	67,000 lb

**ROTATING EYE MULTI WEAVE**



Features a triple weave construction and a steel forged revolving head - ideal for connecting to swivels and shackles. **Warning: Does not revolve under load.**


Cat. ID	Color Code	Cable Dia. (in)	Eye Dia.	Lattice Length	Breaking Strength
ZCS2177	Dark Green	.25-.50	.875"	31"	7,000 lb
ZCS2178	Brown	.50-.75	1.00"	45"	10,500 lb
ZCS2179	Light Blue	.75-1.0	1.00"	43"	14,100 lb
ZCS2180	Gold	1.0-1.25	1.625"	65"	25,000 lb
ZCS2181	Black	1.25-1.5	1.875"	59"	31,000 lb
ZCS2182	Red	1.5-1.75	1.875"	82"	31,000 lb
ZCS2183	Dark Blue	1.75-2.25	1.875"	82"	43,000 lb
ZCS2779	Yellow	2.0-2.5	1.875"	72"	43,000 lb
ZCS2780	Orange	2.5-3.0	1.875"	72"	43,000 lb
ZCS2781	Aluminum	3.0-3.5	1.875"	74"	43,000 lb
ZCS2782	Light Green	3.5-4.0	1.875"	76"	43,000 lb

## LINE STRINGING SWIVELS

Component parts are precision machined from alloy steel and are heat-treated for strength and wear-resistance. The swivels use angular contact ball bearings to transfer the thrust load from the shank to the barrel.

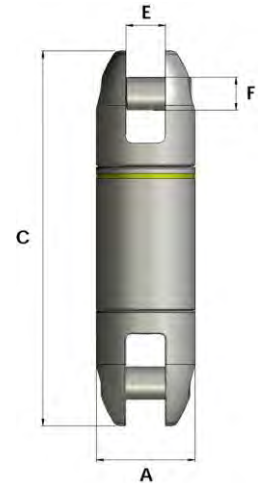
The swivels are lubricated with high-viscosity grease that will hold up to a wide range of temperatures. They are sealed with molded neoprene grease seals with stainless steel, spring retainers.

Swivels are designed for straight line pulling only and will not carry side loads that could occur if the swivel is wrapped around a bull wheel. **DO NOT RUN SWIVELS AROUND BULLWHEELS.**



When selecting a swivel, ALL of these criteria should be addressed: pulling line diameter, grip size, opening dimensions, pin size, breaking strengths and sheave groove diameter.

Cat. ID	Work Load (tons)		Min Break	Dimensions			
	Underground (3:1)	Overhead (5:1)		A	C	E	F
A	.9	.5	5,400	7/8"	3-3/8"	5/16"	7/16"
BB	2	1.2	12,000	1-1/4"	4-3/4"	19/32"	3/8"
B	4	2.4	24,000	1-1/2"	5-3/8"	19/32"	7/16"
C	5	3	30,000	1-7/8"	7-1/16"	3/4"	5/8"
D	8	4.8	48,000	2-7/16"	10-1/2"	1"	7/8"
D15	15	9	90,000	2-1/2"	12-9/16"	1"	1"



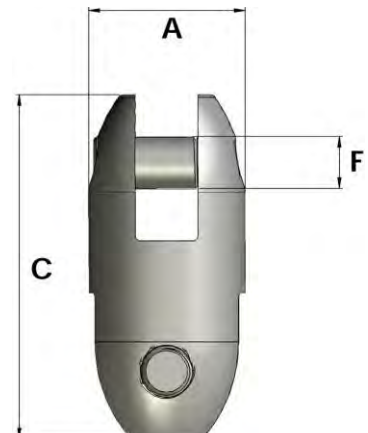
Swivel Style	Replacement Pin
A	APIN
BB	BBPIN
B	BPIN
C	CPIN
D	DPIN
D15	D15PIN

- \* THERE ARE TWO STYLES OF REPLACEMENT PINS:
- ALLEN-HEAD PINS HAVE FINE THREADS.
  - LOTTED-HEAD PINS HAVE COURSE THREADS.

STOCK SWIVELS COME WITH ALLEN-HEAD, FINE THREADED PINS.


## 90° CONNECTORS

Cat. ID	Wire Rope Size	Min Break Strength	A (Dia)	C (Length)	F (Pin)
PL1/4	1/4	5,400	1-1/4"	2-7/8"	3/8"
PL3/8	3/8	12,000	1-1/2"	3-1/4"	7/16"
PL1/2	1/2	22,500	1-7/8"	4-1/8"	5/8"
PL5/8	5/8	30,000	2-7/16"	6-1/8"	7/8"





## CLAMP TOOLS



**Cat. ID F-100**  
Used to apply Punch Type Fast-Lok clamps.  
Complete with 3/8" adapter.



**Cat. ID F-38**  
Portable hand tool used to apply 3/8" & 5/8" Fast-Lok  
Clamps.



**Cat. ID F-550**  
Used to remove clamps with minimum effort.



**Cat. ID KS-001**  
Used to apply clamp-it continuous strapping.

## PUNCH TYPE CLAMPS



These open end clamps are used with mesh grips to guard against accidental release.

Lengths allow for two wraps around the grip before punch is made to secure clamp.

Cat. ID	Band Width	Max Clamp I.D.	Clamps per Pkg
FO-311	3/8	1-3/8	100
FO-316	3/8	2	100
FO-325	3/8	3-1/8	100
With Stainless Steel Locks			
FO-8	5/8	2	100
FO-10	5/8	2-1/2	50

## CLAMP-IT CONTINUOUS STRAPPING



Cat. ID	Description	Width	Thickness
SS-6251	100' Stainless Steel	5/8"	.030"
SS-7501	100' Stainless Steel	3/4"	.030"

## CLAMP-IT BUCKLES



Cat. ID	Material	Width	Qty/Box
CS-6251	Stainless Steel	5/8"	100
CS-7501	Stainless Steel	3/4"	50

## THE SPIDER® SYSTEM For Installation of Overhead Pulling Lines

The conventional method of installing a pulling line requires hanging "finger lines" at each pole. This involves much tying and untying while the pulling lines are "walked" through. Not only is extra labor involved, but the finger lines are left dangling and subject to overnight vandalism.

- Spider System eliminates finger lines, vandalism, and extra climbs
- Consists of a positive braking controller and a storage reel of rope that mount on the lead pole at any desired height.
- Once the controllers and storage reels are mounted on the lead pole, the lineman takes the pilot lines up with him and lays them in the stringing blocks as he frames the pole. After these lines are pulled out, they can be tied off under tension and left until time for stringing the conductor.
- When the pulling lines is ready to be installed, the same storage reel can be mounted on either a pole-mounted winch or on a line truck winch.



To create the Spider System set-up shown above, (4) kits are required.



### Spider System Kit Includes:

- Pole Mount Controller (Cat. ID S-75-C)
- Storage Reel (Cat. ID S-75-SR)
- Rope (two lengths available)

Cat. ID	Description
S-7500	Kit with 3,000' of rope
S-8500	Kit with 6,000' of rope

## POLE MOUNT CONTROLLER

### Cat. ID S-75-C

Can be mounted on wood poles with a simple lag screw or on non-wood poles with the adjustable chain tightener. The brake on the controller permits the storage reel to pay out the pilot line when the rope is pulled and engages when the rope is slack. This eliminates "backwinding" and holds tension during the installation of the pilot line.



## WINCH SHAFT ADAPTER



### Cat. ID S-75-WA

Can be used with a line truck winch and an S-7500 Spider® reel to take up Spider® rope instead of using a puller outfitted with a hydraulic Spider® rewind. Manufactured out of steel and CNC precision machined for a more precise fit, this newer version has less "slop and lope" when pulling in the Spiderflex rope!

## HANDLINE SETS



Handline Set with  
Alum. Block

Handline Set with Alum. Block	Handline Set with Nylon Block	Dimensions*
HSJ08HP-75	HSN08HP-75	1/2" x 75'
HSJ08HP-100	HSN08HP-100	1/2" x 100'
HSJ08HP-125	HSN08HP-125	1/2" x 125'
HSJ08HP-150	HSN08HP-150	1/2" x 150'
HSJ10HP-75	HSN10HP-75	5/8" x 75'
HSJ10HP-100	HSN10HP-100	5/8" x 100'
HSJ10HP-125	HSN10HP-125	5/8" x 125'
HSJ10HP-150	HSN10HP-150	5/8" x 150'

\*Dimensions provided are actual length, not the lift length.

Example: A 100' handline set provides 50' of lift.

Handline Set comes with:

- 1/2" or 5/8" hi-power three strand rope
- (1) 303J Aluminum Block or (1) 3550 Nylon Block
- (1) HL1 Double Eye Hook spliced on one end
- (1) 470 Snap spliced on other end



ADDITIONAL HANDLINE BLOCKS  
AND ACCESSORIES AVAILABLE  
(PAGE 192)

## 3-STRAND TWISTED ROPE (Uses: Stringing, Pulling, Handline)

### HI POWER ROPE



- This 3-strand twisted rope is white with a red tracer.
- Combination of polyester and polyolefin yarns.
- Polyester jacket gives good abrasion resistance, ultraviolet resistance, knot-holding qualities, and a good hand.
- Polyolefin yarns afford better dielectric properties and a lighter weight.

Cat. ID	Dia.	Working Load	Approx Avg Tensile	Approx Weight per CFT
HP06	3/8"	275 lb	2,750 lb	3.6 lb
HP08	1/2"	555 lb	5,000 lb	6.5 lb
HP10	5/8"	880 lb	7,040 lb	9.5 lb
HP12	3/4"	1,400 lb	9,800 lb	12.5 lb
HP16	1"	2,000 lb	14,000 lb	21.8 lb

### POLY-PRO ROPE



- Yellow 3-strand twisted rope made from 100% monofilament polypropylene yarns.
- Spliceable rope with good dielectric properties at an economical price.
- Polypropylene is stronger and lighter than Manila and can be stored wet without fiber damage.

Cat. ID	Dia.	Working Load	Approx Avg Tensile	Approx Weight per CFT
PP04	1/4"	113 lb	1,130 lb	1.2 lb
PP06	3/8"	244 lb	2,440 lb	2.8 lb
PP08	1/2"	420 lb	3,780 lb	4.7 lb
PP10	5/8"	700 lb	5,600 lb	7.5 lb
PP12	3/4"	1,090 lb	7,650 lb	10.7 lb
PP16	1"	2,000 lb	12,600 lb	18 lb

STANDARD LENGTHS: 600' & 1200'  
OTHERS AVAILABLE UPON REQUEST

### CUSTOM WINCH LINES



Custom Winch Lines

Please specify the following when ordering:

- Type of rope (Rhino-Flex is recommended for most applications)
- Diameter of rope
- Number of eyes to be spliced
- Size of Eyes (3" eyes are standard)
- Finished length of winch line (ft)



Cat. ID NE(rope dia)  
Bronze rope eye thimble

Cat. ID 16-(rope dia)-6CS  
6' Cordura wear sleeve

### OX BLOCK



Cat. ID 50061

This rope snatch block with an integrated friction bar is used for lowering loads, snubbing loads, and raising loads. When lowering loads, tension is transferred from the worker to the block and provides greater control.

### WINCH LINE HOOKS

Cat. ID	Description
S3319-15	2.6 ton, for 9/16"-5/8" synthetic rope
S3319-25	2.5 ton, for 3/4" - 13/16" synthetic rope
S3319-45	4.5 ton, for 7/8" - 1" synthetic rope
Winch Line Hook comes with protective spool & shield	



### BRAIDED ROPE

#### ESTERPLEX (Tenex, Yalex)

- **Uses: Stringing, Pulling, Handline**
- 12-strand 100% high tenacity polyester single braid construction offering high strength and low stretch.
- The line is easily spliced with standard hollow braid splicing methods.
- Use where a high strength and low stretch line is needed.



Cat. ID	Dia.	Working Load	Approx Avg Tensile	Approx Weight per CFT
EP06	3/8"	955 lb	6,200 lb	4.5 lb
EP08	1/2"	1,915 lb	11,500 lb	9.0 lb
EP10	5/8"	3,000 lb	16,500 lb	13.5 lb
EP12	3/4"	4,000 lb	22,000 lb	18 lb

#### RHINO-FLEX (Stable Braid, Double sterlon)

- **Uses: Winch Lines, Stringing Lines**
- Parallel Braid/Aligned construction of 100% high tenacity polyester jacket and core combined to provide low stretch and high strength.
- Braid over braid construction gives a torque-free rope.
- Resistant to ultraviolet degradation and suited for prolonged outdoor exposure.
- Good dielectric properties with low stretch and high strength.



Cat. ID	Dia.	Bronze Thimble	Working Load	Approx Avg Tensile	Approx Weight per CFT
RF06	3/8"	NE06	845 lb	5,500 lb	4.7 lb
RF08	1/2"	NE08	1,635 lb	9,800 lb	8.3 lb
RF10	5/8"	NE10	2,820 lb	15,500 lb	13.3 lb
RF12	3/4"	NE12	3,455 lb	19,000 lb	17.2 lb
RF14	7/8"	NE14	5,900 lb	29,500 lb	26.7 lb
RF16	1"	NE16	7,200 lb	36,000 lb	34.4 lb

## LINE GUN KIT

### Cat. ID CG85DU

Ready for use in seconds!  
Just squeeze the trigger  
and your pull line is  
there!

Line Gun can bridge  
distances up to 750'  
depending on line weight,  
cartridge load and wind  
conditions.




### Kit Includes:

- (1) Bridger™ Shoulder Line Gun with aluminum line canister
- (1) Pelican™ Case, sturdy wheels, multiple handles (one retractable), waterproof w/lifetime warranty
- (10) Solid brass projectiles
- (4) 950' - 70 lb test orange nylon shot lines
- (2) 780' - 140 lb test orange nylon shot lines
- (3) Rewinding spindles
- (50) Blank cartridges - heavy load W/MSDS (optional: 20 Heavy, 20 Light & 2 extra projectiles)
- (1) Plastic 50 round ammo case with handle and flip-top
- (1) Gun oil, cleaning solvent, cleaning rod, wire brush & patches
- (1) Bore snake for fast cleaning in the field
- (1) Gun lock
- (1) Instructions

Line Gun Kit can be customized to your needs.

## THROWING WEIGHT




### Cat. ID SP

16 oz. "shot pouch" is  
ready to attach to any  
hand line.



## BIG SHOT



Shoots throw bag and line  
through tree limbs, delivering line  
up to 200'. Use with two 4'  
extension poles or one 4' and one  
6' extension pole.

Cat. ID	Description
BS-1	Big Shot
BS-CC	Carrying Case
FG-BS-KIT1	Big Shot Kit (includes Big Shot, 4' Extension Pole, & 4' Base Pole)

## SLICK-ROPE



(Uses: Pulling Fiber Optic cable in duct or conduit)

Braided Polyethylene over Polyester rope. Unique construction combines a small diameter, high strength rope with these additional features:

- Non-twist
- Low stretch
- Easy splice
- Slick finish to ease pulls

Cat. ID	Dia x Length	Avg Tensile Strength
SL9/32-5000	9/32" x 5000'	1,800 lb

## 3-STRAND NYLON ROPE



Cat. ID	Dia.	Standard Tensile (lbs)	Min. Tensile (lbs)	Approx. Density (lbs/100')
NY06	3/8"	3600 lb	3240 lb	3.0
NY08	1/2"	6300 lb	5670 lb	5.3
NY10	5/8"	9900 lb	8910 lb	8.6
NY12	3/4"	14,200 lb	12,780 lb	12.3

## SHOVELS



"D" Style Handle




Straight Handle

Style	Cat. ID	Description	Handle
A	48SP	Square Point Shovel	48" Straight
	27SP	Square Point Shovel	48" D
B	48RP	Round Point Shovel	48" Straight
	27RP	Round Point Shovel	48" D
C	48DS	Drain Spade	48" Straight
	27DS	Drain Spade	48" D
D	49500	Round Mud Shovel	48" Straight
E	49502	Square Mud Shovel	48" Straight
F	49219	Steel Scoop - wood handle	36" D

Handles are fiberglass unless otherwise noted



## RAKES & BROOMS



Style	Cat. ID	Description
A	42357	16" Rake with 60" hardwood handle
	42355	14" Rake with 54" hardwood handle
	42364	14" Rake with 54" fiberglass handle
B	63124	16" Rake with 62" hardwood handle
	63126	18" Rake with 62" hardwood handle
C	82518	18" Street Broom
	82124	24" General Purpose Broom

## TELESCOPING AUGER

Cat. ID DW-D1

Heavy-duty augers that can be adjusted to bore holes from 8" to 14" in diameter. Telescoping shaft adjusts from 5' - 9'



## BARS



Style	Cat. ID	Description	Dia.
A	WR-18	18" Gooseneck Wrecking Bar	5/8"
	WR-24	24" Gooseneck Wrecking Bar	3/4"
	WR-36	36" Gooseneck Wrecking Bar	3/4"
B	17700	60" Pinch Point Lining Bar	1.25"
C	18900	60" Wedge Point Bar	1.25"

## SLEDGE HAMMERS

Cat. ID	Weight
SH-6	6 lb
SH-8	8 lb
SH-10	10 lb
SH-12	12 lb
SH-16	16 lb



Double face carbon steel sledge with 36" wood handle.

## CLAY PICK

Cat. ID MP-5FG

6#, High carbon steel, scrape and point pick with 36" fiberglass handle.



## LONG HANDLED DIGGING AND TAMPING TOOLS



Style	Cat. ID	Description	Repl. Handle
A	2050-8	8' Split Handle Post Hole Digger	2050-A
	2050-10	10' Split Handle Post Hole Digger	2050-A-10
B	2051-8	8' Solid Handle Post Hole Digger	2051-A
	2051-10	10' Solid Handle Post Hole Digger	2051-A-10
C	2024*	8' Spoon - Western	1006
	2025*	9' Spoon - Western	1007
	2026*	10' Spoon - Western	1008
	2027*	12' Spoon - Western	1009
D	2033*	8' Shovel	1006
	2034*	9' Shovel	1007
	2035*	10' Shovel	1008
	2036*	12' Shovel	1009

Style	Cat. ID	Description	Repl. Handle
E	25800	1-1/8" x 8' Hex Digging Bar	---
F	852	9' Digging Spud	---
G	1055	8' Heavy Shoe Tamping Bar	2003R
	1056	9' Heavy Shoe Tamping Bar	2003A
	1057	10' Heavy Shoe Tamping Bar	2003B
H	3698-8*	8' Curved Head Tamping Bar	3698A-8
	3698-9	9' Curved Head Tamping Bar	3698A-9
I	C302-0003	10' Expanding & Tamping Bar	---
	C302-0004	12' Expanding & Tamping Bar	---
J	819	2.5" x 14' Pike Pole	---
	820	2.5" x 16' Pike Pole	---
	821	2.5" x 18' Pike Pole	---
	822	2.5" x 20' Pike Pole	---

**\* ADD "-P" TO Cat. ID FOR POLY  
NON-CONDUCTIVE HANDLE**

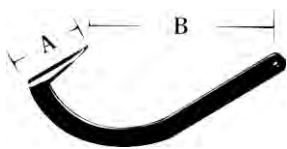
### CANT HOOKS

Style	Cat. ID	Description	Hook No.	Repl. Handle
A	199-5	2.5" x 4' Cant Hook	5	575T
	199-7	2.5" x 4' Cant Hook	7	575T
	199	2.5" x 4' Cant Hook	480	575T
	200-5	2.5" x 4.5' Cant Hook	5	576T
	200-7	2.5" x 4.5' Cant Hook	7	576T
	200	2.5" x 4.5' Cant Hook	480	576T
	206	2.75" x 6' Cant Hook	4645	583
B	3994	2.5" x 4' Swivel Point Cant Hook	4025	575T
	3995	2.5" x 4.5' Swivel Point Cant Hook	4025	576T
C	C305-0008	2.5" x 4' Cant Hook - Fiberglass Handle	480	---
D	PCH-484	1.5" x 5' Cant Hook - Polymer Handle	484	---
	PCH-4645	1.5" x 5' Cant Hook - Polymer Handle	4645	---



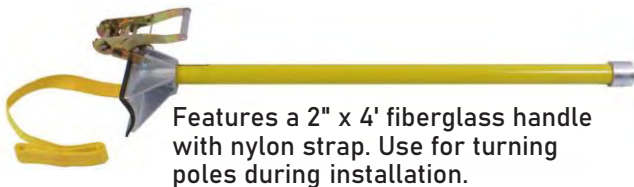
#### HOOK DIMENSIONS

Hook No	"A"	"B"
5	3-1/2"	5"
7	3-1/2"	7"
480	3-1/2"	9"
484	3"	12-1/2"
4025	3"	10-1/2"
4645	3-1/4"	14-1/4"



These cant hooks are fitted with handles made of selected air seasoned hardwood or fiberglass, polymer and high-grade malleable iron fittings. The hooks are shaped and hammered out of crucible steel. In addition to the standard cant hook design, we offer a Swivel Point cant hook. These models are designed to not scar the pole and allow for a grip on the pole even if a knot is encountered.

### POLE CANT TOOL




Cat. ID	Description
6856	Pole Cant Tool with 6' Strap
6856-3	Pole Cant Tool with 8' Strap
6856-5	Pole Cant Tool with 10' Strap

### E-Z UP POLE CRADLE

**Cat. ID 4241**  
This tool provides an easy and simple way of lifting poles into position for framing. It is capable of handling poles up to 19" in diameter. Made of aluminum, and measures 18" 15" x 9."



### LIFTING TONGS



Cat. ID	Working Load at Different Openings						Weight
	75°		135°		180°		
	Open	lbs	Open	lbs	Open	lbs	
40008	3.5"	1500	12"	1000	16"	750	7 lb
40218	6"	2500	17"	2000	20"	1500	14 lb
40228	7.5"	2500	20"	2000	25"	1500	17 lb
40458	8.5"	3000	27"	2500	32"	2000	32 lb
40558	12"	5000	32"	4000	36"	3000	45 lb

Heavy duty lifting tongs. Flat stock, multi tooth.

Cat. ID	Max Opng	Capacity	Weight
16-20	11.5"	7,500 lb	20 lb
16-30	16.75"	10,000 lb	30 lb





## MATERIAL HANDLING SYSTEM

All components can be attached without tools and reconfigured in minutes as the job demands. It is perfectly suited to a two-person crew. Mix and match according to your needs.

### POLE DOLLY

#### Cat. ID 1025A

- Includes a steerable two wheel dolly, roller pole cradle, strap and straight handle
- 180° steering
- Low pressure turf type tires to minimize lawn damage
- Low center of gravity
- Steering handle attaches to either side
- 32" width
- The roller pole cradle allows for easy positioning of the pole and will transport poles up to 2,200 lb



### TRANSFORMER DOLLY



This Transformer Dolly Combo Unit combines the Transformer Deck with 2 two-wheel dollies (Steerable Dolly and Stationary Dolly) for easy handling of pole-mount or pad-mount transformers and equipment weighing up to 3,000 pounds. The T-Handle lets your crew steer around obstacles and reach inaccessible rear lots.

Combo units include load deck, two dollies, T-Handle, and straight handle.

Cat. ID	Description
1030A	Transformer Dolly Combo Unit - 2 steerable dollies
HA0021	"T" Handle Only

## TRANSFORMER DOLLY

#### Cat. ID HA0075

- Designed to maintain vertical positioning of the transformer to prevent leakage.
- Equipped with low pressure turf tires, engineered with a standard trailer hub and sealed bearings.
- Third pilot wheel allows 360 degree steering.
- Dolly measures 44.75"H x 40"W x 39"L.
- Fits transformers up to 36" high or 44" high with optional extension attachment.



## POLE PULLER



This low pressure, lightweight pole puller sets up easily and provides 16" and 50,120 lbs. of lift at 2,800 psi max input.

Power it off your digger derrick or a portable pump. Swivel chain hooks let you use a light 1/2" alloy chain.

The base plate has the lowest possible center of gravity minimizing tipping under adverse footing conditions. Includes 4040B back plate to prevent chain roll-up and slippage.

4001D



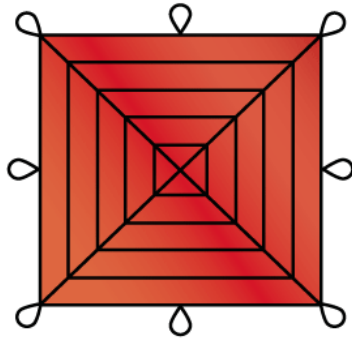
HA0040



4040B

Cat. ID	Description
4001D	Pole Puller (includes back plate)
4040B	Back Plate Only
HA0040	Pole Puller Pad

## BLANKET SLING



**1** Collect site waste on flat dirt tarp  
*(black nylon webbing facing ground)*



**2** Gather tarp loops for easy lifting



**3** Release loops for simple disposal

- Replaces rock boxes & barrels
- Contains leaking transformers
- Holds contaminated soil
- Transports fill material
- Eliminates back injuries
- Saves time & labor
- Folds & stores easily



These wide flat lifting slings are available in several sizes and rated capacities to fit your needs. Designed to lessen the physically demanding efforts of utility workers in the field, making their job easier, cleaner and faster.

Cat. ID	Size	Safe Lift	Capacity
ZLD10792	6' x 6'	3,000 lb	18" augers up to 35' poles
ZLD10793	7' x 7'	3,000 lb	Holes for larger poles & URD work areas
ZLD10016	8' x 8'	5,000 lb	Holes for larger poles & URD work areas
ZLD10015	10' x 10'	5,000 lb	Holes for larger poles & URD work areas

## HOLE TARP



**Cat. ID BHT1010**

The 10' x 10' hole tarp is similar to blanket sling above, but has a size-adjustable auger hole. Features velcro closures. This tarp is not load rated.

**Winch Lines Made to Order**

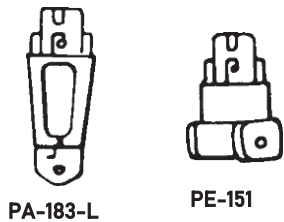


PILOT BITS 



Cat. ID	Code	Description	Application	Wgt
FH-205	51250	Standard Pilot Bit, Bolt & Nut	Ordinary Dirt	3 lb
FH-205C	51254	Carbid Tipped Pilot Bit	Fracturable Rock Abrasion (no impact)	3 lb
FH-205HF	51252	Hardfaced, 1- Side	Abrasive Soil, Rock High Impact	3 lb
FH-205HFF	51253	Hardfaced, 2- Sides		3 lb
SB-50	51350	5" Dia Screw Bit, Bolt & Nut	Ordinary Dirt	3 lb
15670	151670	3/8" x 1-3/4" Bolt & Nut	Used on Above Pilots	.1 lb
50-TCH-171L	51490	5" Carbide Tipped Drill Head, Bolt & Nut	Cement, Stone	6 lb
151672	151672	3/8" x 3" Bolt & Nut	Used on Above Pilots	.1 lb
P-1650	554131	Replaceable Tooth Pilot, Bolt, & Nut	Compacted Soil Fracturable	20 lb
15680	151680	1/2" x 4-1/2" Bolt & Nut	Dirt. Install into head. No adapter.	.5 lb

PILOT BIT ADAPTERS



Cat. ID	Code. No.	Description	Weight
PE-151	52145	Pilot Bit Extension	10.5 lbs.
PA-183-L	51110	Pilot Bit Adapter	8.3 lbs.
PA-182-L	51100	Pilot Bit Adapter	4.3 lbs.
151680	151680	1/2" x 4-1/2" Bolt & Nut	.5 lbs.

1650 SERIES FAS-N-LOK REPLACEMENT TEETH

Pengo® teeth are forged of alloy steel for strength and heat treated for abrasion resistance. Fas-N-Lok Dirt teeth eliminate the need for RubRLok. Fas-N-Lok teeth incorporate vulcanized rubber on the inside surface of the tooth, saving you time and money on the install.

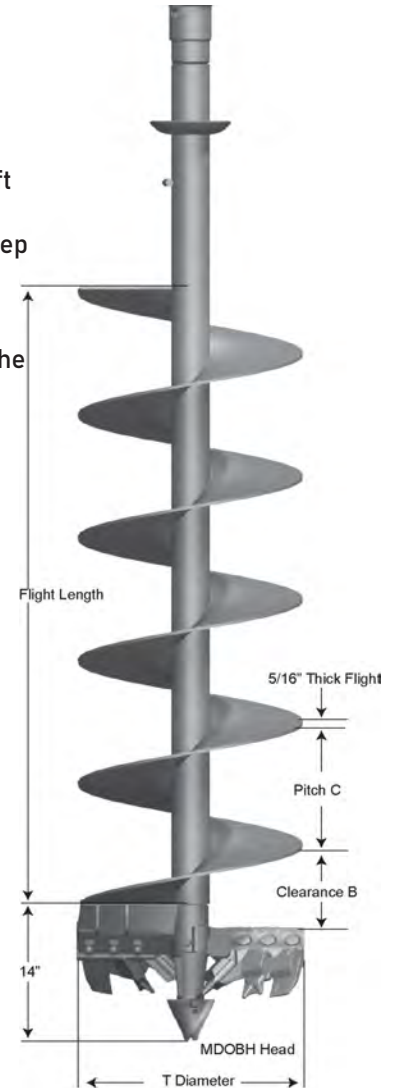



Cat. ID	Code No.	Description	Application	Weight
1650	40070	Dirt	Ordinary Digging	1 lb
1656	40400	Tungsten Carbide (round)	High Abrasion, Frozen Soil	1.3 lb
1851	40080	Bident (combo Dirt/Chisel Point)	Dirt	1.2 lb
1652	40085	Gage Tooth	Dirt	1.1 lb
1652-HF	40086	Hardfaced Gage	Abrasive Soil, Impact	1.1 lb
1658	40417	Carbide Gage	Highly Abrasive Soil, Frozen Ground	1.3 lb
604-C	40065	Carbide Rock Tooth	Frozen Ground, Rock	.6 lb
Perl	37600	4' Length	For installing teeth	.2 lb
SH-85	37735	Soft Steel Hammer	For installing teeth	4.2 lb
1225	37750	Drift Punch	For removing teeth	.8 lb

## **PENGO** MEDIUM DUTY AUGERS

These MD Pengo augers are used on boom suspended and derrick diggers.

- MD augers are designed for fast digging and low maintenance.
- Cast alloy boring head, alloy steel flights, and a heavy wall seamless center shaft make MD augers strong and abrasion resistant.
- Forged teeth and cast pilot bits are heat treated to stay sharp, wear long, and keep Pengo augers drilling efficiently.
- Many styles of interchangeable wear parts are available to provide a versatile tool that can drill in most ground conditions.
- MD auger are available in 8" through 48" diameters and are a standard tool for the Utility Industry.



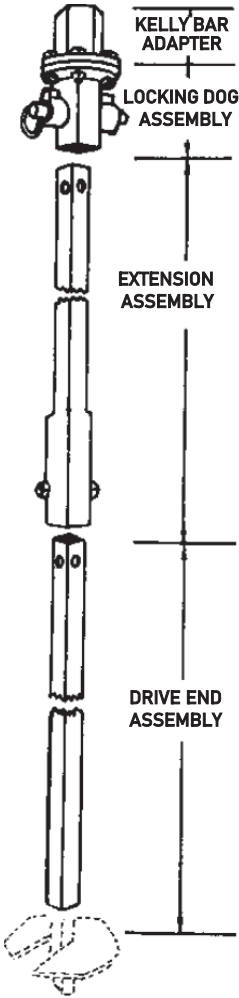
Typical for All Augers					Used on RPPRODUCT Diggers			Used on SIMON-TELELECT Diggers			Used on ALTEC NATIONAL CRANE and SIMON-TELELECT Diggers		
Dia.	Clearance "B"	Pitch "C"	Teeth Per Auger	"T" dia	MD-10452 Series (104" overall; 52" flighting)			MD-8840 SERIES (88" overall; 40" flighting) with windup dish			MD-10460 SERIES (104" overall; 60" flighting) with windup dish		
					Cat. ID	Code No.	Wt./lbs.	Cat. ID	Code No.	Wt./lbs.	Cat. ID	Code No.	Wt./lbs.
8"	4-1/2"	7"	2	9-1/2"	8-MD-10452	552825	163	8-MD-8840	552635	140	8-MD-10460	552375	171
9"	4-1/2"	7"	2	10-1/2"	9-MD-10452	552830	174	9-MD-8840	552640	154	9-MD-10460	552380	170
10"	4-1/2"	7"	2	11-3/4"	10-MD-10452	552835	183	10-MD-8840	552645	166	10-MD-10460	552385	195
12"	4-1/2"	7"	4	13-1/4"	12-MD-10452	552840	217	12-MD-8840	552650	197	12-MD-10460	552390	245
14"	5-1/2"	9"	4	15-3/4"	14-MD-10452	552845	244	14-MD-8840	552655	215	14-MD-10460	552395	266
16"	5-1/2"	9"	4	18"	16-MD-10452	552850	298	16-MD-8840	552660	244	16-MD-10460	552400	306
18"	5-1/2"	9"	6	20"	18-MD-10452	552855	327	18-MD-8840	552665	287	18-MD-10460	552405	361
20"	7"	12"	6	22"	20-MD-10452	552860	344	20-MD-8840	552670	294	20-MD-10460	552410	348
22"	7"	12"	6	23-1/2"	22-MD-10452	552865	384	22-MD-8840	552673	327	22-MD-10460	552415	388
24"	7"	12"	7	26"	24-MD-10452	552870	434	24-MD-8840	552675	369	24-MD-10460	552420	438
27"	10"	18"	8	28-1/2"	27-MD-10452	552875	398	27-MD-8840	552680	387	27-MD-10460	552425	473
30"	10"	18"	8	31-1/4"	30-MD-10452	552880	460	30-MD-8840	552685	448	30-MD-10460	552430	551
36"	10"	18"	8	37-3/4"	36-MD-10452	552885	590	36-MD-8840	552690	579	36-MD-10460	552435	717
42"	10"	18"	10	43-1/2"	42-MD-10452	552886	720	42-MD-8840	552691	700	42-MD-10460	552436	883
48"	10"	18"	13	49-1/2"	48-MD-10452	552889	850	48-MD-8840	552692	850	48-MD-10460	552437	1049

Please specify hub size and shape when ordering.

## POWER INSTALLED SCREW ANCHOR WRENCH

For installing torques up to 10,000 ft.-lbs.

- A complete wrench consists of a Kelly Bar Adapter, Locking Dog, and Drive End.
- These installing wrenches are part of a complete system for installing screw anchors with power digging equipment.
- The wrench transmits the torque from the Kelly bar of the digger to the hub of the Power Installed Screw Anchor so that the anchor rod need be only large enough in diameter to support the guy load.
- Extension assemblies can be added where soil conditions dictate that anchors be set more than one rod length deep or where digger to ground clearances are limited.



KELLY BAR ADAPTER

Cat. ID	Description
P630017	2-1/2" Sq.
P630016	2-1/4" Sq.
P630013	2" Hex
P630012HD	2-5/8" Hex
P630011HD	2-1/2" Hex
Features 5-1/4" bolt circle and include six 1/2" bolts, nuts, washers.	



LOCKING DOG ASSEMBLY

Cat. ID	Description
C303-0069HD	Complete Locking Dog Assembly
C303-0070	Locking Dog Replacement Kit Includes all parts less housing
Features six 1/2" holes on a 5-1/4" bolt circle. Includes six 1/2" grade 5 bolts, nuts, and lock washers	

DRIVE END ASSEMBLY

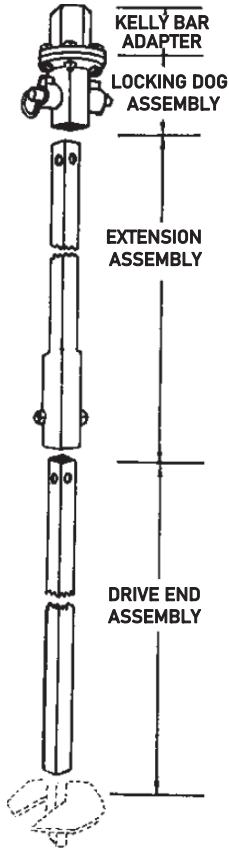
Cat. ID	Description
<b>8" Drive End Assembly</b>	
C303-0020	For 1-1/2" Core Anchors. Installs SS-5, SS-150, and round rod Anchors
<b>3-1/2' Drive End Assembly</b>	
C102-1595	For 1-3/8" Core Anchors. Installs Standard-Strength, Mid-Strength, and Tough One Anchors (8,000 & 10,000 ft-lb)
C303-1063	For 1-1/2" Core Anchors. Installs PISA 6 & 7 and Tough One (8,000 ft-lb)
<b>7" Drive End Assembly</b>	
C102-1583	For 1-3/8" Core Anchors Installs Standard-Strength, Mid-Strength, and Tough One Anchors (8,000 & 10,000 ft-lb) - orange band
C303-1064	For 1-1/2" Core Anchors. Installs PISA 6 & 7 and Tough One Anchors (8,000 ft-lb) - yellow band



EXTENSION ASSEMBLY

Cat. ID	Description
630027	3-1/2' Extension Assembly
630028	7' Extension Assembly

NOTE: These wrenches will fit 15,000 ft.-lb. Tough One anchors dimensionally, but MUST NOT be used for torques in excess of 10,000 ft.-lb



## TOUGH ONE® ANCHOR INSTALLING TOOLS

For installing torques up to 15,000 ft.-lbs.

	Cat. ID	Description
Kelly Bar Adapters	C303-0936	2-1/2" Hex
	C303-0937	2-5/8" Hex
	C303-0940	3" Hex
	C303-0955	2-1/2" Square
	C303-0958	3" Square
Locking Dog Assembly	C303-0981	Locking Dog Assembly
	C303-1026	Replacement Kit
Drive End Assembly	C303-0982	<b>3.5' long.</b> Installs 8,000 & 15,000 ft-lb Tough One Anchors and all 1-1/2" Core Anchors - <b>Red Band</b>
	C303-0983	<b>7' long.</b> Installs 8,000 & 15,000 ft-lb Tough One Anchors and all 1-1/2" Core Anchors - <b>Red</b>
Extension Assembly	C303-0987	3.5' Extension Assembly
	C303-0988	7' Extension Assembly

- *A complete wrench consists of a Kelly Bar Adapter, Locking Dog, and Drive End.*
- Kelly Bar adapter & Locking Dog Assembly feature twelve 5/8" holes on a 7-5/8" bolt circle

## DIGITAL TORQUE INDICATOR



**Cat. ID C303-1578**  
Install screw anchors to a pre-determined torque value which gives a positive indication of anchor holding capacity in any type soil. For installing torques up to 30,000 ft.-lb.

## SHEAR PIN TORQUE LIMITER

For installing torques up to 10,000 ft.-lb. Disconnects the power when the installing torque reaches a preselected level. Useable in very rocky soil.



Cat. ID	Description
C303-0044	Shear Pin Torque Indicator
C303-0045	Carton of Pins (approx. 1,700)
T303-1420	Box of Pins (approx. 510)

## ADAPTERS & DRIVE TOOLS



**Cat. ID C303-0115** Bolt circle adapter with two 1/2" x 5-1/4" bolt circles



**Cat. ID T303-0166** Bolt circle adapter with one 1/2" x 5-1/4" bolt circle and one 5/8" x 7-5/8" bolt circle

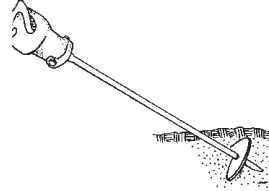


**Cat. ID 639001** Drive tool for installing SS or RR anchors. (6) 1/2" holes on 5-1/4" BC. For 1.5" core anchors



**Cat. ID C303-0020** SS5/SS150/RR Drive Tool for use with Standard Locking Dog Assembly

## SCREW ANCHOR TOOL



### Cat. ID SAT80

This tool is used for installing anchors without having to remove the auger. Slip the tool over the pilot bit and insert the anchor eye into the other end. Proceed to screw the anchor into the ground.

**For use with pressure diggers only. Do not use to remove anchors.**

## POWER INSTALLATION TOOL FOR NO-WRENCH ANCHORS



### Cat. ID E303-0255

This tool bolts directly to the Kelly bar adapter. Adjustable pivot plates accept rods from 3/4" to 1-1/4" diameter. Through-pin with retainer clip passes through the eyenut. Includes 4 - 1/2" x 1-1/2" bolts, nuts and lock washers.



## NO-WRENCH SCREW ANCHOR

No-Wrench Screw Anchors may be installed by hand or machine. The Thimbleye or Tripleye on the rod has a large opening to admit a turning bar for screwing the anchor down. The eye will also fit into an adapter available from most hole-boring machine manufacturers so the anchor may be power-installed. The entire length of the anchor is hot-dip galvanized for long resistance to rust.



Maximum installing torque is:

- 400 ft-lbs for 3/4" rod
- 1000 ft-lbs for 1" rod
- 2300 ft-lbs for 1-1/4" diameter rod

Cat. ID	Anchor Dia.	Rod Size	Std Pk / Pallet	No Wrench Anchor Holding Strength (lb) vs Chance Soil Class		
				Class 5	Class 6	Class 7
4345	4"	3/4" x 54"	1/100	4,500	3,000	1,500
6346	6"	3/4" x 66"	1/100	6,500	5,000	2,500
816	8"	1" x 66"	1/60	11,000	9,000	6,000
10146	10"	1-1/4" x 66"	1/20	13,000	10,000	7,000
10148	10"	1-1/4" x 96"	1/20	13,000	10,000	7,000
12537	14"	1-1/4" x 96"	1/20	16,000	15,000	12,000
402	1-1/4" x 6' Tripleye Extension					
E303-0255	No-Wrench Power Installation Tool					

**NOTE: IF HAND INSTALLED, HOLDING STRENGTH MAY BE REDUCED BY AS MUCH AS 10% - 20%. ULTIMATE STRENGTH RATINGS APPLY TO PROPERLY INSTALLED ANCHORS ONLY. FAILURE TO INSTALL WITHIN 10° OF ALIGNMENT WITH THE GUY LOAD MAY SIGNIFICANTLY LOWER STRENGTH**

## PISA HELIX ASSEMBLIES


**Single  
 Helix**

**Double Helix**

### STANDARD-STRENGTH SERIES

1-3/8" CORE - Squared Helix - 3" Helix Pitch  
 4000 ft.-lbs. Typical Working Torque

Cat. ID	Dia.	Description	Std. Pk.
024474	8"	Single Helix for 5/8" Dia. Roads	8
024476	10"		4
024462	12"		4
024475	8"	Single Helix for 3/4" x 1" Dia. Rods	8
024478	10"		4
024481	12"		4
024484	14"		2
012904	8"	Twin Helix for 3/4" & 1" Dia. Rods	1
012905	10"		1

### MID-STRENGTH SERIES

Squared Helix - 3" Helix Pitch, 6000 ft.-lbs. Typical Working Torque

1-1/2" Core		1-3/8" Core			
Cat. ID	Cat. ID	Dia.	Description	Std. Pk.	
E102-0816	E102-1629	8"	Single Helix for 5/8" Dia. Roads	8	
E102-0817	E102-1630	10"		4	
---	E102-1631	12"		4	
E102-0819	E102-1632	8"	Single Helix for 3/4" x 1" Dia. Rods	8	
E102-0820	E102-1633	10"		4	
E102-0821	E102-1634	12"		4	
T102-2142	E102-1801	14"		2	
---	E102-1635	4"	Twin Helix for 3/4" & 1" Dia. Rods	1	
E102-0822	E102-1636	8"		1	
E102-0823	E102-1637	10"		1	

## TOUGH ONE® ANCHOR HELIX ASSEMBLIES



### 8,000 FT-LB TOUGH-ONE ANCHOR

2-1/4" Square Inside Hub. Install with Chance Standard Wrench

Cat. ID	Dia.	Description	Std. Pk.
C102-5208	8"	For 5/8" dia. Rod	4
C102-5209	10"	For 5/8" dia. Rod	4
C102-5204	8"	For 3/4" & 1" dia. Rod	4
C102-5205	10"	For 3/4" & 1" dia. Rod	4
C102-5206	12"	For 3/4" & 1" dia. Rod	2
C102-5207	14"	For 3/4" & 1" dia. Rod	2
C102-5210	12"	For 5/8" dia. Rod	2

### 8,000 FT-LB TOUGH-ONE ANCHOR

2-1/2" Square Inside Hub. Install with Chance Hybrid or Tough-One Wrench

Cat. ID	Dia.	Description	Std. Pk.
C102-5008	8"	For 5/8" dia. Rod	4
C102-5009	10"	For 5/8" dia. Rod	4
C102-5004	8"	For 3/4" & 1" dia. Rod	4
C102-5005	10"	For 3/4" & 1" dia. Rod	4
C102-5010	12"	For 5/8" dia. Rod	2
C102-5006	12"	For 3/4" & 1" dia. Rod	2
C102-5007	14"	For 3/4" & 1" dia. Rod	2

### 10,000 FT-LB TOUGH-ONE ANCHOR

2-1/4" Square Inside Hub. Install with Chance Standard Wrench

Cat. ID	Dia.	Description	Std. Pk.
C102-5200	8"	For 3/4" & 1" dia. Rod	4
C102-5201	10"	For 3/4" & 1" dia. Rod	4
C102-5202	12"	For 3/4" & 1" dia. Rod	2
C102-5203	14"	For 3/4" & 1" dia. Rod	2

### 15,000 FT-LB TOUGH-ONE ANCHOR

2-1/2" Square Inside Hub. Install with Chance Tough-One Wrench

Cat. ID	Dia.	Description	Std. Pk.
C102-5000	8"	For 3/4" & 1" dia. Rod	4
C102-5001	10"	For 3/4" & 1" dia. Rod	3
C102-5002	12"	For 3/4" & 1" dia. Rod	2
C102-5003	14"	For 3/4" & 1" dia. Rod	2



## ANCHOR RODS



Description	Cat. ID	Dia.	O.A. Length
A) ANCHOR RODS - THIMBLEYE Galvanized	5316	5/8"	6'
	5317	5/8"	7'
	5328	3/4"	8'
A) ANCHOR RODS - TWINEYE Galvanized	5346	5/8"	6'
	5347	5/8"	7'
	5357	3/4"	7'
	5358	3/4"	8'
	5359	3/4"	9'
	5368	1"	8'
	5370	1"	10'
A) ANCHOR RODS - TRIPLEYE Galvanized	7568	1"	8'
	7570	1"	10'
	7574	1-1/4"	10'

## EYENUTS



Application	Thimbleye		Twineye		Tripleye	
	Cat. ID	Std Pk	Cat. ID	Std Pk	Cat. ID	Std Pk
For 5/8" dia. Rods	12587	25	12589	25	12593	25
For 3/4" & 1" dia. Rods	6512	25	6562	25	12585	25
For 1" dia. Rods	---	---	6562H	25	12585H	25

## RODS



Size	3-1/2' Rod		7' Rod		Ultimate Strength*
	Cat. ID	Std Pk	Cat. ID	Std Pk	
5/8" Dia.	12336P	5	12332P	5	16,000 lb
3/4" Dia.	12634P	5	12632P		23,000 lb
1" Dia.	12338P	5	12334P	2	36,000 lb
1" Dia. HS	C102-1987	5	102-1986		50,000 lb

\*Ultimate Strength ratings apply to properly installed anchors only. Failure to install within 10 degrees of alignment with the guy load may significantly lower strength.

## COUPLINGS



Application	Cat. ID	Std Pk
For 5/8" dia. Rods	12245P	60
For 3/4" & 1" Rods	12247P	50

**NOTE: COUPLING ARE REQUIRED BETWEEN ROD EXTENSION LENGTHS**

## PORTABLE GENERATORS




- Auto idle control
- Low oil sensor
- Rubber vibration mounts
- Electric Start & Wheel Kits available

Cat. ID	Description	HP	Fuel Tank	Weight
TPG4-3000HDX	2900/2200 Watt 120V/240V	5.5	2.9 gal	115 lb
4500HDX	4500/3600 Watt 120V/240V	8	6.6 gal	164 lb
6000HDX	6000/4700 Watt 120V/240V	11	4.5 gal	188 lb

### OTHER PORTABLE GENERATORS AVAILABLE

## GROUND THAW UNIT



### Cat. ID GT

This 4' x 5' unit has unique infrared vented design that thaws frozen ground quickly: one inch per hour. Its lower operation temperature makes it safer near cables including fiber optics.

Dual safety valves are incorporated and there is no open flame to blow out allowing it to work for you over night and even over week ends.

A 20 pound tank will thaw up to 24" in 24 hours. Unit fits in the bed of a pick up and is easily handled by two men. Weight: 140 lbs.

Gas Detectors  
Page 127



## SUBMERSIBLE PUMPS

### Cat. ID NK2-15

- Handles 1/3" solids
- 3" NPT Discharge
- 2HP/Single Phase/110V
- Requires minimum 6,000W generator



### Cat. ID LB-800

- Handles 1/4" solids
- Abrasive resistant synthetic rubber wear plate
- 2" NPT Coupling
- 1 HP/Single Phase/110V
- Requires minimum 3,300W generator



## SUBMERSIBLE TRASH PUMP

### Cat. ID HS2-4S-62

- Handles 3/8" solids
- 2" NPT Coupling
- 1/2 HP/Single Phase/110V
- Requires minimum 1,300W generator



## GAS ENGINE TRASH PUMP

### Cat. ID EPT3-50HA

- 5.5 HP Honda
- 2" discharge
- Low Oil Sensor
- Vibration Isolation
- Easy Pull
- Water/Trash Style



## DISCHARGE HOSES

Cat. ID	Description
1140-1.5-25C	1.5" x 20' Discharge Hose
1220-2-25CM	2" x 25' Discharge Hose
1220-3-25CE	3" x 25' Discharge Hose

OTHER ELECTRIC AND GAS POWERED  
PUMPS AVAILABLE

## LIFEGUARD™ MANHOLE SYSTEM



### Cat. ID LG5A

This system combines a manhole guard, fall protection and retrieval in one unit and is rapidly becoming an industry standard for Manhole retrieval. Use with man rated hoist, SRL, 3-Way or a combination of devices (hoist not included).

- Man-rated capacity of 350 lbs, with an overhead proof load of 5000lbs.
- Meets or exceeds OSHA and ANSI standards.
- Constructed of structural grade aluminum and steel, the two piece unit can be assembled in just over a minute.
- Includes upper assembly, guard assembly, (4) leveling feet, (4) rubber feet, winch bracket, mounting plate, pulley assembly, and draw latches
- 42"W x 42"L x 75"H

## ERGONOMIC MANHOLE HOOK



### Cat. ID 70157

This lifter is for the individual faced with a variety of covers in their work environment.

- Built in mechanical advantage allows you to remove even the most stubborn cover, while letting the lifter do the work, not your back
- Offers three hooks on the shackle at the end of the lifter's galvanized chain. This allows one tool to remove multiple cover types.

## DAVIT ARM RETRIEVAL SYSTEM




This component based davit assembly can be mated with several styles of bases and many styles of sleeves. The mast consists of an aluminum offset tube, fabricated elbow section, and aluminum center post with hoist mounting bracket.

Elbow units are reversible and provide cost effective, versatile means of achieving multiple offset reaches. Assemblies are offered as adjustable offset units capable of either an 18"/24" or 30"/36" or 42"/48" offset reach.

Man rated to 350 lbs. One hoist mounting plate is provided with the assembly.

	Cat. ID	Description
Kits	DK1824	18"/24" Offset Mast, Rev. Elbow & Center Post
	DK3036	30"/36" Offset Mast, Rev. Elbow & Center Post
	DK4248	42"/48" Offset Mast, Rev. Elbow & Center Post
	RK-EB1	Davit Arm (18"/24" Offset) & Adj. Base (36"-56")
	RK-EB2	Davit Arm (18"/24" Offset) & Adj. Base (46"-66")
Individual Components	CP60	60" Center Post with winch bracket
	EF01	Fabricated Elbow - reversible
	DA24	18"/24" Offset Mast - arm only
	DA36	30"/36" Offset Mast - arm only
	DA48	42"/48" Offset Mast - arm only
	EB56	Adjustable Base (36"-56")
EB66	Adjustable Base (46"-66")	

## MANHOLE HOOK



### Cat. ID 8023000

This standard hook is 26" long.

## POLY AXIAL VENTILATORS

These single speed, electric ventilators are constructed of a durable, weather resistant, high-impact polyethylene plastic. Its dual wall will accept any 8" blower duct or the Airpac hose canisters shown below.



Cat. ID	Drive	Free Air	2-90° Bends
1325P	120V AC, 1/3 HP	1,117 CFM	617 CFM
1400P	12V DC, 1/4 HP	1,117 CFM	617 CFM

## SELF CONTAINED HOSE CAN



The "Airpac" hose canister holds a 15' or 25' 8"dia. hose and is designed to attach directly to only the 1325P and 1400P ventilators shown above. Made of a durable safety yellow polyethylene plastic, they are light weight and damage resistant. Hose is a high retraction, polyester with neoprene coating. Shoulder strap included.

Cat. ID	Description
AP15	15' Airpac Hose Canister
AP25	25' Airpac Hose Canister

## BLOWER HOSE



Cat. ID	Description
2015HRT	8" x 15' Standard Hose with Cuff & Strap
2025HRT	8" x 25' Standard Hose with Cuff & Strap
SM15	8" x 15' Spacemaker Hose
SM25	8" x 25' Spacemaker Hose

## METAL AXIAL VENTILATORS



1325D



1450 & 1453

These single speed, electric ventilators have durable steel housings. They will accept any 8" blower duct.

- **Air-Pac** models have hose and storage canister permanently attached.
- **Gasoline Driven** models feature centrifugal style blowers

	Cat. ID	Drive	2-90° Bends
Standard	1325D	120V AC, 1/3 HP	585 cfm
Air -Pac Models	1375D	120V AC, 1/3 HP with 15' Hose	585 cmm
	1385D	120V AC, 1/3 HP with 25' Hose	585 cfm
Gasoline Driven	1450	3.5 HP B&S Engine	1255 cfm
	1453	4HP Honda Engine	1255 cfm


## HEATERS



This in-line LP heater, when coupled with the 1325D axial blower, provides fresh, exhaust free, warm air. It is cool to the touch and has an aluminum housing. A 10' propane hose is included.

Cat. ID	Description
1690D	LP Heater
1590	Combo Heater/Blower Model
1590FQ	Regulator (use w/1590 & 1690D)
1610	20' Remote Control Thermostat

## PORTABLE POP-UP TENTS



These tents stand up to all kinds of bad weather. All are one-piece, instant set up type with rubber, non-slip feet. They can be set up by one person in just a few seconds! All tents feature:

- Two screen windows with roll-up flaps
- Vent/heater hose sleeve (unless otherwise specified)
- Ground Flaps
- Carry Case



### "D" STYLE TENTS

Interconnectable door with snaps & "D" rings



Cat. ID	Size (W x L)	Height	Weight
6506D	6' x 6'	72"	21 lb
6508D	8' x 8'	76"	32 lb
6510D	10' x 10'	78"	36 lb

### "D" STYLE TENT WITH REAR DOOR

Same as above, but with a 30" wide roll-up rear door. Ideal for working up against any type of cabinet.



Cat. ID	Size (W x L)	Height	Weight
6508DRAD	8' x 8'	75"	36 lb
6510DRAD	10' x 10'	75"	39 lb

### "A" STYLE TENTS

- Single slit, zipper door with tie backs
- Three tie down cords & stakes
- No vent/heater hose sleeve



Cat. ID	Size (W x L)	Height	Weight
6504A	4' x 4'	72"	19 lb
6506A	6' x 6'	72"	21 lb
6508A	8' x 8'	76"	32 lb
6510A	10' x 10'	78"	36 lb

### "Z" STYLE TENTS

Dual zipper roll-up door with three tie down cords & stakes



Cat. ID	Size (W x L)	Height	Weight
6506Z	6' x 6'	72"	21 lb
6508Z	8' x 8'	76"	32 lb
6510Z	10' x 10'	78"	36 lb

### UTILITY UMBRELLA



Universal style work umbrella with a 72" diameter. Sturdy PVC fabric with wood mast.

Cat. ID	Description
6772	Umbrella
125508-E01	Suction Mount

### TENT HEATER

**Cat. ID 1557**

This adjustable, portable infrared LP construction heater provides clean, efficient radiant heat for tents or any other ventilated space. It can be hung by chains or used remotely from its propane source.



### SHADE TENT



Shade tent offers on site shade for work crews in an easy to set up and rugged construction. Features an open mesh design with side panels that can be lowered to block wind and early or late day sunlight.

Cat. ID	Size	Weight
6506S	6'W x 6'L x 6'H	21 lb
6508S	8'W x 8'L x 6'H	33 lb
6510S	10'W x 10'L x 6'H	43 lb

### MULTI-TENT

This 5-way tent reduces the need to have one tent for multiple aerial operations. Choose from an assortment of hardware packages to attach tent to strand, guard, bucket, ladder or pole.



Cat. ID	Description
6334A	Multi-Tent (includes 63350)
63350	Strand Hardware
63360	Bucket Hardware
63380	Ladder/Pole Hardware
63390	Guard Hardware



Other Shelter & Tent styles available including:

- CONNECTING DOOR
- CABINET TENT
- MANHOLE TENTS
- CANOPY TENTS
- VAN TENTS
- TRENCH TENTS



## POWER THREADING MACHINES



**Cat. ID 300COMPLETE**  
Complete 1/8"- 2" power threading set includes power drive and all components pictured below. The 300 Drive Head can also be used to drive both 141 (2-1/2"- 4") and 161 (4"- 6") Geared Threaders with appropriate drive bar and supports.

Cat. ID	Description	Weight
300	Power Drive w/ Foot Switch	94 lbs
1206	Stand	31 lbs
311	Carriage w/ 312 Feed Lever	15 lbs
811A	Universal Die Head	12.5 lbs
47765	1/2"-3/4" NPT H.S. Universal Dies	
47770	1"-2" NPT H.S. Universal Dies	
360	Pipe Cutter	8.5 lbs
341	Pipe Reamer	7 lbs
418	Oiler w/ 1gal Clear Thread Cutting Oil	20.5 lbs
819	1/2"- 2" Nipple Chuck	10 lbs
1452	Clamp On Tool Tray	6 lbs
32	Power Drive Transporter (2 wheel dolly)	14 lbs
758	Loop f/ 141 & 161 Geared Threaders	1.25 lbs
346	Support Arms f/ 141 & 161 Threaders	10.5 lbs
844	Drive Bar f/ 141 & 161 Geared Thrdrs	5.75 lbs

## TUBING CUTTERS

**Cat. ID 151**  
The "quick acting" tubing cutter has a range of 1/4"- 1-5/8" and has a fold away reamer.  
*Adaptable to cut plastic and metallic tubing.*



**Cat. ID E3469**  
Replacement Cutter Wheels

## PIPE CUTTERS

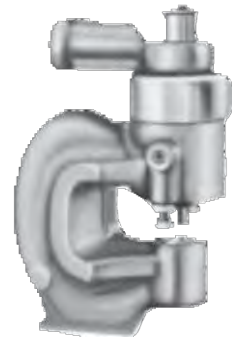
**Cat. ID 2A**  
This heavy duty pipe cutter handles up to 2" pipe. *Wgt: 7 lbs.*



**Cat. ID F514**  
Replacement Cutter Wheels

## BALL BEARING "C" PUNCH

**Cat. ID 16-20**  
This manual screw type punch develops 20 tons of power which will easily punch a 1/2" hole thru 1/2" mild steel. Not recommended for 12 gauge or lighter material. Punch weighs 25 lbs.



A ratchet handle is available for close quarter punching (Cat. ID 119)

## POWER DRIVE



This hand held power drive will accommodate the 1/8"- 2", 12R heads above and will thread up to 6" pipe using a 141 or 161 geared threader.

Cat. ID	Description
700	Power Drive
B171X	Case Only

Furnished with 1/2" punch, die and CN11 coupler nut (order other size punches and dies separately).

	Punch	Die	Coupler Nut
3/16"	P03	D03	CN11
1/4"	P04	D04	CN11
5/16"	P05	D05	CN11
3/8"	P06	D06	CN11
7/16"	P07	D07	CN11
1/2"	P08	D07	CN11
9/16"	P09	D09	CN11
5/8"	P10	D10	CN11
11/16"	P11	D11	CN11
3/4"	P12	D12	CN12
13/16"	P13	D13	CN13

## PVC PIPE HEATING BLANKET



Cat. ID	Description
860-1.5	PVC Heating Blanket for PVC up to 1.5". 200 Watts
860-3	PVC Heating Blanket for PVC 2"-3". 800 Watts
860-4	PVC Heating Blanket for PVC up to 3.5"- 4". 1300 Watts

## PVC PLUGS

Use with PVC Heating Blankets or Electric Heaters to plug the ends of the PVC being heated. The trapped air will help keep the PVC from collapsing while forming the bend. **Remember to order two, one for each end of the pipe.**



Cat. ID	Description
859-4	PVC Plug Set for 2"- 4" Includes 2 each of 2", 2-1/2", 3" and 4" plugs and carrying case. Case has place for optional 5" and 6" sizes.
30976	2" PVC Plug
30977	2-1/2" PVC Plug
30978	3" & 3-1/2" PVC Plug
30979	4" PVC Plug
30980	5" PVC Plug
30981	6" PVC Plug

## KNOCKOUT PUNCH

**Cat. ID 7306**  
1/2" - 2" Hydraulic Conduit Knockout Punch Set

**Cat. ID 7310**  
1/2" - 4" Hydraulic Conduit Knockout Punch Set



## PVC PIPE HEATER/BENDERS

These electric heater models are easy to use:

- 1 - PREHEAT FOR 10 MINUTES
- 2 - INSERT PVC
- 3 - ROTATE BY HAND UNTIL PLIABLE
- 4 - REMOVE AND FORM BEND



Cat. ID	Description	PVC Schedule
849	Heater can heat 24" sections of pipe. 110VAC - 20 Amp or 3000 Watt Generator. 15 lbs	1/2" - 2"
851	Heater can heat 50" sections of pipe. 110VAC-20 Amp or 3600 Watt Generator. 53 lbs.	1/2" - 4'
847	Heater can heat 65" sections of pipe. 230VAC - 30 Amp or 7000 Watt Generator. 78 lbs	1/2"-6"
848	Same as 847, but with motorized PVC Rotation. 80 lbs	1/2"-6"

## ELECTRIC CONDUIT BENDER 1/2" - 2"

**Cat. ID 555C**

Classic Electric Bender power unit only without bending shoes.  
*Wgt: 260 lbs*

**Cat. ID 555RC**

Classic Electric Bender with 2 shoe groups for 1/2"- 2" Rigid and 1/2"- 1-1' 4" IMC conduit and pipe.

**Cat. ID 555EC**

Classic Electric Bender with 3 shoe groups for 1/2"-2" EMT conduit





## LUBRICANTS



- **"J" Lubricant** - High performance cable lubricant compatible with all cables and is clean and non-staining. It has a high cling factor and offers maximum friction reduction.
- **"WJ" Lubricant** - "J" Lubricant for winter months.
- **"F" Lubricant** is a high performance, pourable liquid lubricant specifically designed for extremely long lengths of cable placed into relatively small conduits. This lube is slow drying and leaves a lubricating film after water has evaporated. It will not "dry out" or "gum up". It is compatible with all types of cable jackets and will not stress crack low density polyethylene.
- **"WF" Lubricant** - "F" Lubricant for winter months.

Pack Size	"J"	"WJ"	"F"	"WF"
55 Gallon Drum	J-DRUM	WJ-DRUM	---	---
5 Gallon Pail	J-640	WJ-640	F-640	WF-640
2.5 Gallon Jug (2)	---	---	F-320	WF-320
1 Gallon Pail (4)	J-128	WJ-128	F-128	WF-128
1 Qt Bottle	J-35	WJ-35	---	---
Front End Pack 1/2 Gallon (10)	J-110	WJ-110	---	---
Front End Pack 1 Qt (6)	J-27	WJ-99	---	---

Cat. ID LP-3 - Hand Pump for use with 5 Gal. Pail



## CABLE FREE LOOSENER

**Cat. ID CF**  
This revolutionary cable removal aid lowers duct reclamation costs by eliminating expensive cut-ins. It loosens stuck cables by softening binding agents such as wax, rust, soap, dirt, and bitumen.

## LUBE PUMP



**Cat. ID 08931100**  
Lube pump quickly attaches to the lube adapter plate. Comes with four foot of hose. Fits on a 5 or 6 gallon pail.

## INNERDUCT PULLING EYES

These three styles of pulling eyes are designed to thread directly into conduit. Pulling strengths exceed innerduct manufacturers specifications.



Size	I.D. Range (in)	Max O.D.	Clevis Head	Swivel Head	Fixed Head
3/4"	.71-.87	1.25"	8914310	---	8914110
1"	.93-1.06	1.38"	8914320	---	8914120
1-1/4"	1.06-1.43	1.75"	8914330	8960712	8914130
1-1/2"	1.37-1.68	2.00"	8914340	8960715	8914140
1-3/4"	1.68-1.81	2.25"	8914350	---	8914150
2"	1.93-2.12	2.50"	8914360	---	8914160
2"	1.93-2.12	2.44"	---	8960720	---

## PE & PVC PULLING EYES



Size	Cat. ID	Lead Cone O.D.
1"	8220612	1.415"
1-1/4"	8220600	1.76"
1-1/2"	8220601	2.01"
2"	8220602	2.45"
2-1/2"	8220609	3.01"
3"	8220603	4.63"
4"	8220604	4.63"
5"	8220605	5.63"
6"	8220606	6.76"
8"	8220608	8.84"

Provides optimum gripping power and a watertight design. Pulling eyes feature a multiple o-ring configuration, an extremely rigid center rod to prevent bending and a steel tapered lead cone.

Also features split gripping segments with aggressive gripping threads coupled with a steel expander plug that better grips the full range of conduit I.D.'s. Installation simply requires the leading eye to be tightened. Comes standard with eyes at both ends.

## LUBE ADAPTER PLATES



Simply remove the bell or adapter end and insert plate then use the supplied longer bolts to finish the lube adapter plate assembly.

Cat. ID	Size
08934075	4"
08935075	5"
08936075	6"

### DIRECTIONAL DRILLING SWIVELS

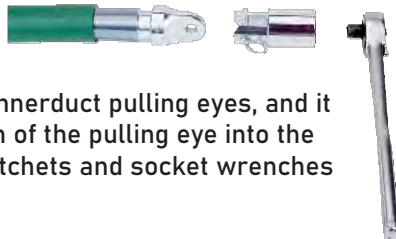


Designed specifically for directional drilling, these Drill Swivels prevent boring equipment's rotational torque from interfering with the cable or conduit being pulled.

They are greaseable and double sealed to keep contaminants out. Clevis pins with hex nuts allow for installation and removal from either side of the swivel.  
*Note: Use calcium based lubricant only when exposed to bentonite products. Flush swivels with grease after each use to purge any contaminants that may have penetrated past the seals while boring.*

Cat. ID	Working Load		Max Dia. X Length	Clevis Opening
	Tension	Compr		
8190016	8,500	2,800	2.36 x 6.85	.63"
8190020	10,000	3,300	2.89 x 7.83	.75"
8190025	20,000	6,600	3.67 x 10.93	1"
8190030	30,000	10,000	4.50 x 12.75	1.31"
8190040	45,000	15,000	5.58 x 15.25	1.63"
8190045	60,000	20,000	6.31 x 17.48	1.75"
8190060	90,000	30,000	6.59 x 18.27	2"
8190080	120,000	40,000	8.25 x 21.70	2.25"

### INSTALLATION TOOL



**Cat. ID 08913335**  
Fits most fixed head innerduct pulling eyes, and it facilitates the insertion of the pulling eye into the duct. Fits 1/2" drive ratchets and socket wrenches (sold separately).

### POLY PIPE CUTTERS

Razor sharp cutting blade makes a fast, clean, burr-free cut in PVC & polyethylene.



Cat. ID	Description
8948050	Cuts 1.25"-1.50" O.D.
8948060	Cuts 2.0"-2.375" O.D.

### DIRECTIONAL DRILLING BREAK-AWAY SWIVELS



**BULLET NOSE STYLE  
SUPPLIED IN SIZES 1-1/4"  
THRU 1-3/8"**

**BARREL STYLE  
SUPPLIED IN SIZES  
1-5/8" THRU 3"**

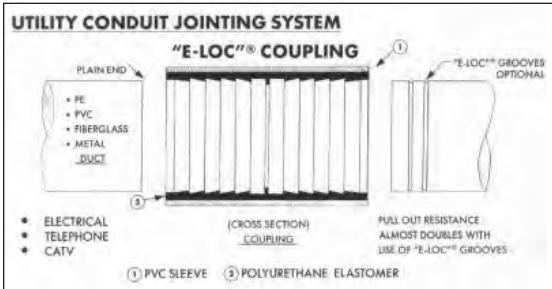
These Break-Away Swivels act as both swivel and break link, and are designed to avoid over stressing cable or conduit during pull back in directional drilling operations only. Break pins are replaceable and are color coded for easy identification.

Size	Cat. ID	Break Load	Clevis Opening	Repl. Pin
1-1/4"	8019400	1,900	.56"	8019405 Vlt/Blk
	8019500	2,000		8019505 Slr/Wht
	8019600	2,500		8019605 Vlt/Grn
	8019700	3,000		8019705 Slr/Red
	8073100	3,400		8076105 Blue/Yel
	8019800	4,000		8019805 Red/Yel
1-3/8"	8019900	4,500	.56"	8019905 Slr/Yel
	8021300	5,000		8021305 Org/Blue
	8022100	5,500		8022105 Brn/Grn
	8024200	6,000		8024205 Blue/Brn
	8024400	6,500		8024405 Red/Blue
1-5/8"	8024500	7,000	.63"	8024505 Orange
	8025500	7,500		8025505 Blue
	8027900	8,000		8027905 Yellow
	8028400	8,500		8028405 Slate
2"	8029200	9,000	.75"	8029205 Red
	8029400	10,000		8029405 Green
2-1/2"	8026900	12,000	1"	8026905 White
	8029700	14,000		8029705 Brown
3"	8075600	18,500	1.31"	8029720 Black
	8075800	22,000		8075805 Yellow

## E-LOC COUPLINGS

These standard E-Loc couplings were designed to join conduits of the same or dissimilar materials without solvent or adhesive bonding;


*PE, PVC, FIBERGLASS, METAL*



Couplers are internal pressure tight up to 200+ psi when restrained or buried.

Catalog ID	Nom Duct Size & Type	Duct OD	Cplg OD	Coupler Length
EL-105	3/4" IPS	1.05"	1.66"	6"
EL-131	1" IPS	1.315"	2.375"	6"
EL-166	1-1/4" IPS	1.66"	2.375"	6"
EL-190	1-1/2" IPS	1.9"	2.875"	6"
EL-237	2" IPS	2.375"	3.5"	6"
EL-287	2-1/2" IPS	2.875"	4"	6"
EL-350	3" IPS	3.5"	4.5"	6"
EL-400	4" IPS	4.5"	5.563"	6"
EL-500	5" IPS	5.563"	6.625"	6"
EL-600	6" IPS	6.63"	7.7"	6"

## MULTI CABLE DUCT PLUGS



The "Multiplex" Duct-Loc plug is a split, compression plug designed to organize and seal around existing, multiple cables or innerduct inside a round opening. This design enables quick installation and easy retrofitting in vaults, manholes and cabinets.

Cat. ID	Description
SZ-395-3166	4", 3-Way 1.660"
SZ-395-4131	4", 4-Way 1.315"
SZ-497-4116	5", 4-Way 1.660"
SZ-595-5190-1166	6", 5-Way 1.900 & 1 way 1.660"
CUSTOM PLUGS AVAILABLE UPON REQUEST	

## COMFIT COUPLERS



Unique high tech coupler for HDPE cable ducts. Leak tested at 230 psi and resistant to corrosion. Excellent for blowing and pulling methods.

Cat. ID	Nominal O.D.	Duct O.D.	Max Pressure	Units per Box
8566109	3/4"	1.050"	230 psi	144
8566110	1"	1.315"	230 psi	70
8566112	1-1/4"	1.660"	230 psi	56
8566115	1-1/2"	1.900"	230 psi	36
8566120	2"	2.375"	230 psi	34

## TRANSFIT COUPLERS



Manufactured with the semi push fit system, using transparent plastic to maximize convenience and efficiency. Allows easy and quick mounting without loss of parts

Cat. ID	Nominal O.D.	Max Pressure	Units per Box
8566400	1-1/4"	230 psi	32
8566405	2"	230 psi	15

## PUSH PLUGS

- **Standard** - solid plugs used to seal the ends of a duct. Also provided with a centered, pass through cable hole providing a "cable centered" seal.
- **Split**- split to accommodate existing cable. Specify exact cable O.D. when ordering pass through cable holes.



Std. Cat. ID	Split Cat. ID	Pipe Size	Duct I.D.
CL107*	CL107S-	1" SDR 11	1.070
CL111*	CL111S-	1" SDR 13.5	1.110
CL127*	CL127S-	1-1/4" SDR 9	1.270
CL134*	CL134S-	1-1/4" SDR 11	1.340
CL141*	CL141S-	1-1/4" SDR 13.5	1.410
CL155*	CL155S-	1-1/2" SDR 11	1.550
CL159*	CL159S-	1-1/2" SDR 13.5	1.588
CL187*	CL187S-	2" - 2.50" Wall	1.870
CL194*	CL194S-	2" SDR 11	1.948
CL207*	CL207S-	2" SCH40 & SDR13.5	2.070
CL307*	CL307S-	3" SDR 13.5	3.070

\*ADD CABLE O.D. TO END OF PART NUMBER IF CABLE HOLE IS DESIRED ("CL107S-500" FOR .500 O.D.)

## PUSH ON DUCT CAPS

The "Multi-Cap" offers simple, "over duct" installation. The cable is centered in the duct providing a positive, weather tight seal between the conduit and the cable. The step design provides an easy, identifiable cut location for pass through cable applications.



Cat. ID	Size	Duct O.D.
CA075	3/4"	1.050
CA100	1"	1.315
CA125	1-1/4"	1.660
CA150	1-1/2"	1.900
CA200	2"	2.375

## EXPANSION DUCT PLUGS



These reusable "T" Cone, solid round duct plugs have a rope tie loop, offer positive sealing and are easily installed and removed. Also available without rope tie loop if desired.

Cat. ID	Description	Fits I.D.
ST-202T	2" Sch 40 Duct	2.067"
EB-220T	2" EB-20/DB-60	2.255"
ST-302T	3" Sch 40 Duct	3.066"
EB-320T	3" EB-20 Duct	3.378"
ST-402T	4" Sch 40 Duct	4.026"
EB-420T	4" EB-20 Duct	4.336"
ST-425T	4" DB-60 Duct	4.258"
<b>OTHER SIZES READILY AVAILABLE</b>		

## EXPANSION CONDUIT PLUGS



Type A  
Wing Nut

Type B  
Wing Nut

Type B  
Loop Eye

These non-metallic "Fast-Loc" mechanical expansion plugs provide a pressure tight and reusable I.D. seal for smooth, ribbed, or corrugated duct, conduit and pipe. Features 1/2" rope tie loops to secure pull ropes or unused cables.

- **Type "A"** enables the plug to be inserted deeper into the conduit and are offered in the "Wing Nut" style only.
- **Type "B"** has a shoulder seal which fits flush against the end of the pipe and available with "Wing Nut" or "Loop Eye"

Wing Nut Cat. ID	Loop Nut Cat. ID	Nominal Size	Fits I.D.
RP0840-	RPL0840	3/4" SDR 11	.840
RP0890-	RPL0890	3/4" SDR 13.5	.890
RP1000-	RPL1000	1" (SLI) SDR 9	1.000
RP1050-	RPL1050	1" SDR 11.5 / SCH 40	1.050
RP1075-	RPL1075	1" SDR 11	1.075
RP1125-	RPL1125	1-1/8" (SLI) / 1" SDR 13.5	1.125
RP1160-	RPL1160	1-1/4" SDR 7	1.160
RP1250-	RPL1250	1-1/4" SDR 9 / SIDR 9	1.250
RP1200-	RPL1200	1-1/4" (SLI)	1.200
RP1290-	RPL1290	1-1/4" SDR 9	1.290
RP1330-	RPL1330	1-1/4" SDR 11	1.330
RP1375-	RPL1375	1-3/8" / 1-1/4" SCH 40	1.375
RP1400-	RPL1400	1-1/4" SDR 13.5	1.400
RP1460-	RPL1460	1-1/2" (SLI)	1.460
RP1530-	RPL1530	1-1/2" SDR 11	1.540
RP1580-	RPL1580	1-1/2" SDR 13.5	1.610
RP1930-	RPL1930	2" SDR 11	1.930
RP2023-	RPL2023	2" SDR 13.5	2.023
RP2050-	RPL2050	2" SCH 40	2.050
<b>(SLI) = SILICORE LINED INNERDUCT</b>			

## DUCT RODDERS



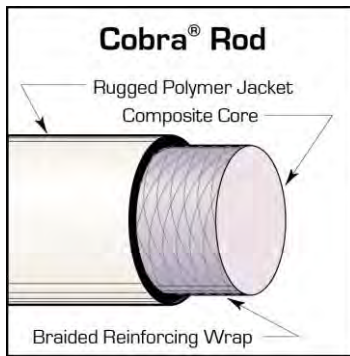
All duct rods come equipped with a threaded end fitting on each end, plus a tapered head on the outward end. Other end fittings are shown on the opposite page. All rods have a glass reinforced composite core jacketed in a rugged plastic coating to ensure long life and have excellent flexural strength, compressive strength, fatigue resistance, and memory. They also have favorable electrical and thermal properties

that make them safe for use in cable-occupied duct. These rods are suitable for pulling back winch line or small diameter cable.

Our duct rodder cages have been designed to be lighter weight for easy handling in the field. They feature sturdy construction and a hand-operated wheel brake. They can be used on their side as well as upright.

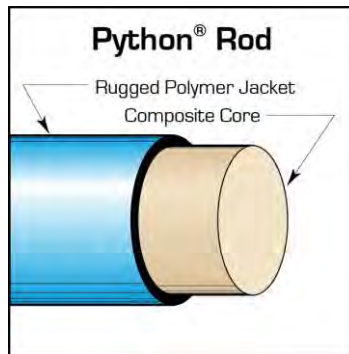
- **Style A:** 5/16" Rod - 30" Cage - 3/8"-16 End Fitting
- **Style B:** 7/16" Rod - 45" Cage - 3/8"-16 End Fitting
- **Style C:** 3/16" Rod - 16" Cage - #12-24 End Fitting
- **Style D:** 1/4" Rod - 24" Cage - 5/16"-18 End Fitting

Duct Rod Specifications		
Rod Dia.	Pull Strength	Min. Bend Radius
3/16"	200 lbs.	3"
1/4"	350 lbs.	5"
5/16"	950 lbs.	7"
7/16"	950 lbs.	11"
9/16"	1,400 lbs.	11"




**Cobra** is our highest quality rod, designed for heavy-duty applications braided wrap of reinforcing fibers giving it the greater rigidity and strength required for long duct runs with multiple bends and sweeps.

Length	Style A - 5/16" Rod	Style B - 7/16" Rod
200'	8083720	08083820
250'	8083725	08083825
300'	8083730	08083830
350'	8083735	08083835
400'	8083740	08083840
500'	8083750	08083850
600'	8083760	08083860
700'	8083770	08083870
800'	8083780	08083880
900'	8083790	08083890
1000'	8083710	08083810
Other Lengths Available		




**Python** Rods are best suited for less demanding applications. It has strength properties similar to our Cobra rod, but is more flexible because it does not incorporate the additional braided wrap.

Length	Style A - 5/16" Rod	Style B - 7/16" Rod
200'	8084320	8083920
250'	8084325	8083925
300'	8084330	8083930
350'	8084335	8083935
400'	8084340	8083940
500'	8084350	8083950
600'	8084360	8083960
700'	8084370	8083970
800'	8084380	8083980
900'	8084390	8083990
1000'	8084310	8083910
Other Lengths Available		



**Mini-Cobra** uses 3/16" and 1/4" diameter rods used primarily for smaller duct sizes and shorter runs.


Length	Style C - 3/16" Rod	Style D - 1/4" Rod
50'	8072405	---
100'	8072410	8072510
150'	8072415	8072515
200'	8072420	8072520
250'	8072425	8072525
300'	8072430	8072530
350'	---	8072535
400'	---	8072540
500'	---	8072550
600'	---	8072560
Other Lengths Available		



Footage Marks are available on 5/16", 7/16" and 9/16" rods. Add "-F" to Cat. ID Order separately at an additional cost.

**DUCT RODDER ACCESSORIES**


**MINI HARNESS**



Allows for easy attachment when pulling wire into conduit

3/16" Duct Rodder	1/4" Duct Rodder	5/16" Duct Rodder	7/16" Duct Rodder
8033433	8033434	8033435	8033435

**ROLLER GUIDE**



Helps guide rod around bends, sweeps, and duct misalignments

3/16" Duct Rodder	1/4" Duct Rodder	5/16" Duct Rodder	7/16" Duct Rodder
8037430	8037440	8037401	8037401

**FLEXIBLE LEADER**



Guides rod around bends, sweeps, and duct misalignments

3/16" Duct Rodder	1/4" Duct Rodder	5/16" Duct Rodder	7/16" Duct Rodder
8033423	8033443	8037538	8037538

**SWIVEL COUPLING**



Used as a swivel or to connect two duct rods

	3/16" Duct Rodder	1/4" Duct Rodder	5/16" Duct Rodder	7/16" Duct Rodder
Female/Female	8033470	8033459	---	---
Male/Female	8033422	8033442	8036800	8036800

**SONDE ADAPTER**



Couples a locating sonde or other device with an M10 male thread

1/4" Duct Rodder	5/16" Duct Rodder	7/16" Duct Rodder
8036500	8036503	8036503

**SPLICE KIT**

3/16" Duct Rodder	1/4" Duct Rodder	5/16" Duct Rodder	7/16" Duct Rodder	9/16" Duct Rodder
8033457	8033465	8035753	8035751	8035752

**MUD SCOOP**



Push in and pull out of conduit repeatedly to clear mud in 4" or larger conduit

5/16" Duct Rodder	7/16" Duct Rodder
8049302	8049302

**BASKET COMBINATION**



Used to connect two rods pushed into conduit from opposite ends

5/16" Duct Rodder	7/16" Duct Rodder
8031400	8038400

**TAPERED HEAD**



Guides rod through conduit and allows pull attachment, std on all rods

3/16" Duct Rodder	1/4" Duct Rodder	5/16" Duct Rodder	7/16" Duct Rodder
8033421	8033441	80380400	8038400

**O-RINGS**



Used to help keep accessories on the end fitting while rodding

3/16" Duct Rodder	1/4" Duct Rodder
2163600	2215000

**THREADED END FITTINGS**



Replaces male and female standard fittings

	3/16" Duct Rodder	1/4" Duct Rodder	5/16" Duct Rodder	7/16" Duct Rodder
Male	8033420	8033440	8036307	8036303
Female	---	---	8036306	8036304

**FIBERGLASS HAND RODS**



Equipped with 1 male and 1 female 3/4-10 end fitting

Cat. ID	Description
8032026	5/8" x 5' Fiberglass Rod
8032022	5/8" x 10' Fiberglass Rod

**EPOXY**



Cat. ID 8035851 - for end fittings  
Cat. ID 8035852 - for splice tubes

## LOW PRESSURE COMPRESSOR SEAL-OFFS

### CONDUIT SEAL-OFF



Universal duct seal-off for blowing projectiles and line missiles through the duct using an external air compressor. Order valve body separately. 15 psi max.

Seal-off locks into duct with a turn of the wing-nut handle compressing the rubber ring for a firm seal.

Cat. ID	Duct Size	Duct ID Range	Max. Rope Size
8032900	2"	1.93 - 2.36	3/16"
8032905	2-1/2"	2.40 - 2.76	
8032910	3"	2.87 - 3.31	
8032915	3-1/2"	3.50 - 3.75	
8032920	4"	3.54 - 4.25	1/4"
8032925	5"	4.72 - 5.37	
8032930	6"	5.50 - 6.29	
8032165	Valve Body Only		

### DOUBLE SEAL-OFF



Similar to above, this seal-off has 2 rubber rings for a better seal and alignment during insertion.

Cat. ID	Duct Size	Duct ID Range	Max. Rope Size
8032940	2"	1.93 - 2.36	3/16"
8032945	2-1/2"	2.40 - 2.76	
8032950	3"	2.87 - 3.31	
8032955	3-1/2"	3.50 - 3.75	
8032960	4"	3.54 - 4.25	1/4"
8032965	5"	4.72 - 5.37	
8032970	6"	5.50 - 6.29	
8032165	Valve Body Only		

### REPLACEMENT SEALS



Cat. ID	Duct Size	Cat. ID	Duct Size
8082121	2"	8082141	4"
8082126	2-1/2"	8082151	5"
8082131	3"	8082161	6"
8082136	3-1/2"		

### INNERDUCT SEAL-OFF



Inserts into innerduct and twists tight for seal. Consists of a common seal-off body and an assortment of heads to fit duct sizes shown below.

**Order Valve Body & Heads separately.**

Cat. ID	Description	Duct Size	Duct ID Range
8032165	Valve Body Only		
8034315	1" Seal-Off Head	1"	.93-1.19
8034316	1-1/4" Seal-Off Head	1-1/4"	1.18-1.44
8034317	1-1/2" Seal-Off Head	1-1/2"	1.31-1.69
8034318	2" Seal-Off Head	2"	1.93-2.31
8034320	Complete Kit (Includes All The Above)		

### LINE ADAPTER KIT

Cat. ID 8032181

These adapters allow a wider range of

rope diameters to be used with the Innerduct and Compressor Seal-Offs shown on these two facing pages. Adapters specific for 3/16", 1/4", and 3/8" diameter ropes are included.



### ASSORTED MISSILE KIT

Cat. ID 08030011

Includes an assortment of seal-offs and missiles:



- 1/2"-6" SEAL-OFF BODY
- 1.5"-2.5" SEAL-OFF
- 2.5" - 6" SEAL-OFF
- 2" LINE MISSILE
- 4" LINE MISSILE
- 1.5"-2.5" INFL. MISSILE
- 3"- 4" INFL. MISSILE
- 2" DUCT PROJECTILE
- 4" DUCT PROJECTILE

Call for information  
on our line of  
Fiber Optic Cable  
Blowers



## WINCH LINE BLOWER

Turns the job of pulling winch line into one easy step, eliminating the need to blow a string and pull back a rope. Uses compressed air (90 psi and 100 cfm), it can propel steel winch line, rope or tape in conduit from 1"-6" in diameter.

Order individual components to make up your complete winch line blower kit: body assembly, venturi, plug, hose & valve, adapter, carrier, & storage case.



Cat. ID	Description
8201080	Body Assembly (includes 1/2 - 9/16 venturi)
8201089	Venturi; Winch Line 1/4 - 3/8 set
8201086	Venturi; Winch Line 1/2 - 9/16 set
8201090	Venturi; Winch Line 7/8 set
8780223	Plug
8201015	Hose & Valve
8201093	Storage Case

Winch Line Duct Adapters	Cat. ID	Size
	8201108	.75"
	8201110	1"
	8201112	1.25"
	8201115	1.5"
	8201020	2"
	8201025	2.5"
	8201030	3"
	8201041	4"
	8201051	5"
8201061	6"	

Winch Line Carrier	Cat. ID	Size
	8202020	2 S40&80, TC6
	8202520	2.5 S40&80
	8202920	3 SCH 40&80
	8203020	3 S40, TC6&8
	8203920	4 S40&80
	8204020	4 S40, TEL
	8204920	5 SCH, 40&80
	8205020	5 S40, TC6&8
	8205920	6 SCH, 40&80
8206020	6 S40, TC6&8	

## BLOWER KIT

This blower is a pneumatic rodding system especially suited for long duct runs. A three-motor system allows you to choose the right speed for your needs.

With all three motors engaged, this blower will easily blow 1/2" poly line or measuring tape over 2,000 feet through 6" dia. conduit while delivering up to 300 cfm of air or 3 psi maximum pressure.

Includes a 30 amp twist plug. A 3000 watt generator is required to power blower.



**Kit Includes:**

- **BLOWER UNIT**
- **2-1/2" X 25' HEAVY DUTY HOSE**
- **SEAL-OFF BODY**
- **1/2" - 6" SEAL-OFFS**

Cat. ID	Description
8030003	110V Blower Kit


**Replacement Accessories:**

Cat. ID	Description
8039400	Seal-Off Body
8039700	1/2" - 1-1/4" Seal Off
8066800	1-1/2" - 2-1/2" Seal Off
8039500	2-1/2" - 6" Seal Off
8039300	Heavy Duty Blower Hose
8030060	Accessory Bag; Holds Hose and Accessories





## PULL LINE & MEASURING TAPE



Cat. ID	Description	Brk. Strgth.
16-650	Poly Pull Line, 6500' in Self Disp Pail	210 lbs
WP1251P	Measuring / Pull Tape, 1/2" x 3,000'	1,250 lbs
WP1801P	Measuring / Pull Tape, 5/8" x 3,000'	1,800 lbs
WP2501P	Measuring / Pull Tape, 3/4" x 3,000'	2,500 lbs

## INFLATABLE LINE CARRIER CHUTE



Cat. ID	Duct Size
8033512	.75
8033516	1.00
8033520	1.25
8033524	1.50
8033532	2.00
8033548	3.00
8033564	4.00
8033580	5.00
8033596	6.00

Designed to pass through conduit without damaging the conduit or existing cable. Tie a line to a nylon chute, insert into the conduit, and blow compressed air propelling the chute to the end.

## LINE MISSILE



Fast and efficient plastic missiles for fishing with high speed blowers even in out-of-round duct. This flexible walled missile will travel over minor obstructions in duct.

Cat. ID	Duct Size
8067900	2"
8030100	3"
8030200	3-1/2"
8030300	4"
8030400	5"
8030500	6"

## FOAM CARRIER



Lightweight carrier blows easily through duct. Best suited for short runs and runs with multiple bends.

Cat. ID	Duct Size
8078200	1/2"
8078300	3/4"
8032200	1"
8032300	1-1/4"
8039800	1-1/2"
8032400	2"
8078400	2-1/2"
8032500	3"
8032100	3-1/2"
8032600	4"
8059100	5"
8059200	6"

## DUCT PROJECTILE



Flexible rubber cones are durable for many repeated uses. Fast and efficient for long runs with easy pullback.

Projectile Cat. ID	Duct Size	Repl. Cone Cat. ID
8031812	1-1/4"	8031805
8031814	1-3/8"	8031803
8031815	1-1/2"	8031806
8031816	1-5/8"	8031804
8031820	2"	8031819
8031822	2-1/4"	8031821
8031825	2-1/2"	8031826
8031830	3"	8031831
8031835	3-1/2"	8031802
8031840	4"	8031841
8031844	4-1/4"	8031801
8031846	4-1/2"	8031847
8031850	5"	8031851
8031860	6"	8031861
8031880	8"	8031881

### WOOD TEST MANDREL

Pull through duct to prove joint integrity and test for out-of-round duct. Other sizes available.  
**Load Capacity:** 2,240 lbs.



Cat. ID	Duct Size	Body Lgth
8020660	4"	6"
8020600	4"	11-1/2"

### ALUMINUM TEST MANDRELS



Cat. ID	Duct Size
8059515	1-1/2"
8059520	2"
8059525	2-1/2"
8059530	3"
8059535	3-1/2"
8059540	4"
8059550	5"
8059560	6"

Pull through duct to prove joint integrity and test for out-of-round duct. Provides an 80% fill in schedule 40 and telephone conduit.

### RUBBER DUCT SWAB



Cat. ID	Duct Size
8028820	2"
8028830	3"
8028700	3-1/2"
8028800	4"
8058700	5"
8058800	6"

Ideal for cleaning and assisting in the spreading of lubricant throughout the duct.  
**Load Capacity:**  
4,500 lbs. 2"  
7,000 lbs. 3"-6"

### FLEXIBLE STEEL MANDREL



Cat. ID	Duct Size
8021700	2"
8021925	2-1/2"
8021800	3"
8049400	3-1/2"
8021900	4"
8067500	5"Sch 80
8058900	5"
8059000	6"

Steel discs in graduated sizes make this mandrel ideal for removing obstructions in duct with extreme bends.  
**Load Capacity:**  
2,000 lbs. 2"  
7,000 lbs. 2-1/2"-6"

### SHORT RUBBER SLUG

Cat. ID	Duct Size
8082020	2"
8082025	2-1/2"
8082030	3"
8082035	3-1/2"
8082040	4"
8082050	5"
8082060	6"



For proving duct integrity and for spreading cable pulling lubricant especially in tight-radius bends.  
**Load Capacity:** 4,500 lbs

### WIRE BRUSH MANDREL



HEAVY DUTY



STANDARD

Wire brushes easily remove sand, grit, and other light obstructions from the duct.

- **Heavy Duty** model features eyes on each end.
- **Standard** model has flat steel bristles with a pulling eye on one end and a loop on the other end.

Heavy Duty Cat. ID	Standard Cat. ID	Duct Size
-----	8028904	1-1/4"
-----	8028905	1-1/2"
8900546	8028900	2"
8900547	8046000	2-1/2"
8900548	8067100	3"
8900549	8067200	3-1/2"
8900550	8029000	4"
8900551	8029100	5"
8900552	8068100	6"

### ALUMINUM TEST SLUG



Pull through duct to prove joint integrity and test for out-of-round duct. Provides an 80% fill in schedule 40 and telephone conduit.

Cat. ID	Duct Size	Max O.D.	Load Capacity
8059005	1"	.860"	2,200 lb
8059015	1-1/4"	1.086"	2,200 lb
8059025	1-1/2"	1.243"	2,200 lb

## REUSABLE PULLING EYE



CLEVIS HEAD



STANDARD EYE HEAD



SWIVEL HEAD



These non-crimp reusable cable pulling eyes waste virtually no cable and all components are completely reusable. No special tools or crimps are required. When properly installed, these eyes will exceed the cable manufacturers' pulling tensions. Each pulling eye includes a pulling eye, wedge plug, and sleeve nut

Clevis Head	Std. Eye Head	Swivel Head	Cable Size kcmil	Maximum Conductor Diameter	Slot Width
8917750	8917720	8917775	1750	1.526"	1"
8917950	8917920	8917975	1500	1.412"	.75"
8917850	8917820	8917875	1250	1.289"	
8917150	8917120	8917175	1000	1.152"	.63"
8917250	8917220	8917275	750	.998"	
8917350	8917320	8917375	700	.964"	.59"
8917450	8917420	8917475	500	.813"	
8917550	8917520	8917575	350	.681"	.38"
8960350	8960320	8960375	250	.575"	
8960450	8960420	8960475	4/0	.528"	
8960850	8960820	8960875	2/0	.419"	
8960550	8960520	8960575	1/0	.373"	

## REUSABLE PULLING EYE KITS

The following kits include 3 heads for each cable size for use with appropriate multiple pulling harness.

Std Eye	Clevis	Description
8917020	8917010	Kit for 350 to 1000 kcmil
8917070	8917060	Kit for 1/0 to 250 kcmil

## TURBO SLITTER



drill not included

Cat. ID	Description
8010210	Pneumatic Tuzrbo Slitter
8010220	Cordless Turbo Slitter

Easily slit HDPE pipe with wall thicknesses ranging from 0.097 to 0.216 inches! The unit quickly adjusts to fit almost any rechargeable drill, 14-volt and larger (drill not included).

## PROPANE TORCH KIT



### Cat. ID FH-2629-KIT

General purpose, heavy-duty propane torch with comfortable grip. Provides a clean burning flame for shrinking high voltage products or thick wall low voltage products. Includes ten foot hose, adjustable regulator, and torch handle & tip.

## LINKS & CONNECTORS



EYE TO EYE  
CONNECTOR



SWING  
LINK

Cat. ID	Size	Work Load
<b>Eye To Eye Connector</b>		
8050300	3/8"	2,200 lb.
8050500	1/2"	3,600 lb.
8050501	5/8"	5,200 lb.
<b>Figure 8 Swing Link</b>		
8580825	1/4"	540 lb.
8580837	3/8"	900 lb.
8580850	1/2"	1,620 lb.
8580875	3/4"	3,600 lb.

## LINE STRINGING SWIVELS

Component parts are precision machined from alloy steel and are heat-treated for strength and wear-resistance. The swivels use angular contact ball bearings to transfer the thrust load from the shank to the barrel.

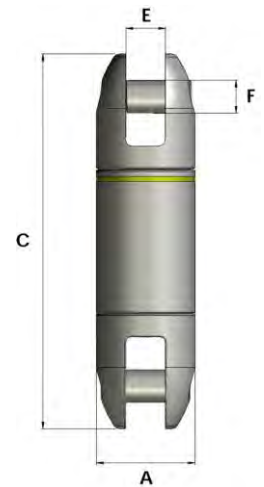

The swivels are lubricated with high-viscosity grease that will hold up to a wide range of temperatures. They are sealed with molded neoprene grease seals with stainless steel, spring retainers.

Swivels are designed for straight line pulling only and will not carry side loads that could occur if the swivel is wrapped around a bull wheel.

**DO NOT RUN SWIVELS AROUND BULLWHEELS.**



When selecting a swivel, ALL of these criteria should be addressed: pulling line diameter, grip size, opening dimensions, pin size, breaking strengths and sheave groove diameter.



Cat. ID	Work Load (tons)			Dimensions				Repl. Pin
	Underground (3:1)	Overhead (5:1)	Min Break	A	C	E	F	
A	.9	.5	5,400	7/8"	3-3/8"	5/16"	7/16"	APIN
BB	2	1.2	12,000	1-1/4"	4-3/4"	19/32"	3/8"	BBPIN
B	4	2.4	24,000	1-1/2"	5-3/8"	19/32"	7/16"	BPIN
C	5	3	30,000	1-7/8"	7-1/16"	3/4"	5/8"	CPIN
D	8	4.8	48,000	2-7/16"	10-1/2"	1"	7/8"	DPIN
D15	15	9	90,000	2-1/2"	12-9/16"	1"	1"	C15PIN

## BREAKAWAY SWIVELS



Essential for fiber optic and coaxial cable pulling and are designed to separate at +/- 10% of their rated break load.

If the load rating is exceeded, the interior break pin fractures, the swivel separates, and the cable remains undamaged. Break pin is easily replaceable for repeated use.

Cat. ID	Break Load	Break Pin	Pin Color
<b>5/8"x 3.5" Dia. B-A Swivels w/ .28" Opening</b>			
8017800	300 lb.	8017805	Blue/Violet
8016900	450 lb.	8016905	Blue/Yellow
8017200	600 lb.	8017205	Orange/Black
8017500	650 lb.	8017505	Brown/White
8017900	750 lb.	8017905	Orange/Violet
<b>7/8"x 4.5" Dia. B-A Swivels w/ .38" Opening</b>			
8015000	600 lb.	8015005	Orange/Black
<b>OTHER SIZES AVAILABLE UPON REQUEST</b>			

## ROPE TO ROPE / GRIP CLEVIS

Cat. ID 8091200

Use this versatile clevis with several combinations of its sheaves and pins to make the following connections:

- GRIP TO GRIP
- ROPE TO ROPE
- ROPE TO FLEX EYE GRIP
- ROPE TO FORGED EYE GRIP
- EYE TO EYE CONNECTOR



Diameter: 1-3/4"  
Max. rope dia: 3/4"

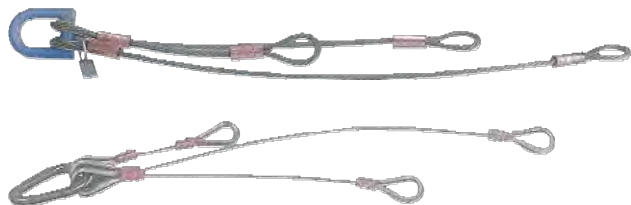
## 90° CONNECTORS

Cat. ID	Wire Rope Size	Min Break Strength
PL1/4	1/4	5,400
PL3/8	3/8	12,000
PL1/2	1/2	22,500
PL5/8	5/8	30,000



Connector dimensions on Pg 219.

## MULTIPLE PULLING HARNESS



These steel cable harnesses allow staggered attachment to cable or innerduct when pulling through conduit systems. Choice of 2, 3, 4, or 5 legs.

Cat. ID	Description	Work Load per Leg	Lead/Leg Ring Dia.
8549200	1/8" Cable - 3 Way	550 lb.	.37"/.12"
8549230	1/4" Cable - 3 Way	1,400 lb.	.50"/.25"
8549325	1/4" Cable - 4 Way		.62"/.25"
8569910	1/4" Cable - 5 Way	4,800 lb.	.62"/.37"
8549333	3/8" Cable - 3 Way		.50"/.50"
8549329	3/8" Cable - 4 Way	7,000 lb.	.87"/.50"
8549331	1/2" Cable - 2 Way		
8549332	1/2" Cable - 3 Way		
8549340	1/2" Cable - 4 Way		

## K-TYPE UNDERGROUND PULLING GRIPS

Specially designed for use in the installation of underground power cables, communication lines and service lines into factories, shopping centers, construction projects and general underground electrical construction.

- These grips are made of high strength galvanized steel strand. All grips feature double weave mesh for greater strength and added mesh contact on the cable to handle longer or heavier pulling jobs.
- The forged eye mates easily with a swivel or shackle.
- The forged eye is durable, compact and streamlined and will thread through blocks and sheaves without binding.

### SHORT LENGTH



### STANDARD LENGTH



Cat. ID	Cable Dia. (in)	Breaking Strength	Eye Dia x Length	Mesh Length
033-01-001	.50-.61	5,600 lb	7/8 x 5	11"
033-01-002	.62-.74	6,800 lb	7/8 x 5	11"
033-01-013	.75-.99	6,800 lb	1 x 6	20"
033-01-014	1.00-1.24	12,800 lb	1-3/8 x 7	20"
033-01-016	1.25-1.49	12,800 lb	1-3/8 x 7	21"
033-01-017	1.50-1.99	16,400 lb	1-3/8 x 7	25"
033-01-018	2.00-2.49	27,200 lb	1-5/8 x 8	26"
033-01-019	2.50-2.99	33,000 lb	1-7/8 x 10	28"
033-01-020	3.00-3.49	41,000 lb	1-7/8 x 10	30"
033-01-021	3.50-3.99	48,000 lb	1-7/8 x 10	32"
033-01-1017	4.00-4.49	48,000 lb	1-7/8 x 10	33"

Cat. ID	Cable Dia. (in)	Breaking Strength	Eye Dia x Length	Mesh Length
033-01-011	.50-.61	5,600 lb	7/8 x 5	16"
033-01-012	.62-.74	6,800 lb	7/8 x 5	16"
033-01-024	.75-.99	9,600 lb	1 x 6	32"
033-01-025	1.00-1.49	16,400 lb	1-3/8 x 7	33"
033-01-026	1.50-1.99	16,400 lb	1-3/8 x 7	34"
033-01-027	2.00-2.49	27,200 lb	1-5/8 x 9	36"
033-01-028	2.50-2.99	33,000 lb	1-7/8 x 10	38"
033-01-029	3.00-3.49	41,000 lb	1-7/8 x 10	39"
033-01-030	3.50-3.99	48,000 lb	1-7/8 x 10	41"
033-01-031	4.00-4.49	48,000 lb	1-7/8 x 10	42"
033-01-039	4.50-4.99	48,000 lb	1-7/8 x 10	58"
033-01-047	5.00-5.99	48,000 lb	1-7/8 x 10	60"
033-01-045	6.00-6.99	48,000 lb	1-7/8 x 10	66"

**RECOMMENDED SAFE WORK LOAD IS  
20% OF BREAK STRENGTH**

**NOTE: Forged Rotating Eye** is not a swivel and will not turn while under tension. It can turn to relieve pulling torque when the tension is relaxed. If constant swivel action is required the swivels on page 273 should be used.

## JUNIOR GRIPS



Junior Pulling Grips are designed to pull building wire.

- They are safe tools to use in pulling wire at low tension through conduit during electrical construction.
- Features a strong galvanized steel, single weave mesh.
- A flexible eye easily attaches to a pulling line, snake, or fish tape.

Cat. ID	Cable Dia. (in)	Breaking Strength	Eye Length	Mesh Length
033-05-011	.19-.24	400 lb	3-1/4"	4-1/4"
033-05-001	.25-.36	450 lb	3-1/4"	4-1/4"
033-05-002	.37-.49	900 lb	3-3/4"	7"
033-05-003	.50-.61	1,300 lb	4-1/4"	8-1/2"
033-05-004	.62-.74	1,950 lb	5"	10"
033-05-005	.75-.99	2,800 lb	5-3/4"	10"
033-05-006	1.00-1.24	3,900 lb	6-1/2"	11-1/2"
Junior Grip Kit includes 001-006 above Cat. ID 033-05-1114				

**RECOMMENDED SAFE WORK LOAD IS  
20% OF BREAK STRENGTH**



**Be safe! Don't let conductor slip out of the grip. Use banding on Pg 220 to secure the pull.**

## LIGHT DUTY PULLING GRIPS

Used in general underground electrical construction where pulling tensions are low.

- Easy tools to use in wiring industrial plants and commercial buildings.
- Made of galvanized steel in as single weave construction.
- Features a flexible eye for easy attachment to a pulling line.

### SHORT LENGTH



Cat. ID	Cable Dia. (in)	Breaking Strength	Eye Length	Mesh Length
033-03-001	.50-.61	2,800 lb	5"	11"
033-03-002	.62-.74	2,800 lb	5"	11"
033-03-003	.75-.99	4,000 lb	6"	12"
033-03-004	1.00-1.24	5,300 lb	7"	13"
033-03-005	1.25-1.49	5,300 lb	7"	14"
033-03-006	1.50-1.74	6,800 lb	8"	15"
033-03-007	1.75-1.99	8,500 lb	8"	17"
033-03-008	2.00-2.49	8,500 lb	9"	18"

### STANDARD LENGTH



Cat. ID	Cable Dia. (in)	Breaking Strength	Eye Length	Mesh Length
033-03-010	.50-.61	2,800 lb	5"	16"
033-03-011	.62-.74	2,800 lb	5"	16"
033-03-012	.75-.99	4,000 lb	6"	20"
033-03-013	1.00-1.24	6,800 lb	7"	20"
033-03-015	1.25-1.49	6,800 lb	7"	21"
033-03-016	1.50-1.99	6,800 lb	8"	23"
033-03-017	2.00-2.49	8,500 lb	9"	25"
033-03-018	2.50-2.99	10,600 lb	9"	27"
033-03-019	3.00-3.49	14,700 lb	10"	30"
033-03-029	3.50-3.99	14,700 lb	10"	32"

## UNDERGROUND SLACK GRIPS

Slack Pulling Grips are widely used in pulling slack for final placement of underground cable after it has been pulled in. They are also used for removing cable. Standard mesh lengths are generally used in restricted space for short pulls. Longer lengths are used for higher pulling loads where space is not restricted.

- All grips feature a single offset eye for easy attachment to a pulling line.
- Made of galvanized steel.
- The *split lace and split rod closing styles* are used when the cable end is not accessible.

### SPLIT MESH ROD CLOSING



Cat. ID	Cable Dia. (in)	Breaking Strength	Eye Length	Mesh Length
<b>SINGLE WEAVE - STANDARD LENGTH</b>				
033-10-001	.50-.61	1,500 lb	7"	6"
033-10-002	.62-.74	1,800 lb	7"	8"
033-10-003	.75-.99	2,200 lb	7"	10"
033-10-004	1.00-1.24	3,400 lb	8"	12"
033-10-005	1.25-1.49	4,500 lb	8"	14"
033-10-006	1.50-1.74	5,800 lb	9"	15"
033-10-007	1.75-1.99	7,600 lb	10"	16"
033-10-008	2.00-2.49	9,000 lb	10"	19"
033-10-009	2.50-2.99	11,000 lb	10"	20"
033-10-010	3.00-3.49	12,000 lb	12"	21"
033-10-011	3.50-3.99	12,000 lb	12"	24"

**RECOMMENDED SAFE WORK LOAD IS  
20% OF BREAK STRENGTH**

### SPLIT MESH LACE CLOSING



Cat. ID	Cable Dia. (in)	Breaking Strength	Eye Length	Mesh Length
<b>DOUBLE WEAVE - STANDARD LENGTH</b>				
033-09-003	.75-.99	2,500 lb	7"	12"
033-09-004	1.00-1.24	3,500 lb	8"	15"
033-09-005	1.25-1.49	4,000 lb	8"	16"
033-09-006	1.50-1.74	4,000 lb	9"	17"
033-09-007	1.75-1.99	4,000 lb	10"	18"
033-09-008	2.00-2.49	4,000 lb	10"	19"
033-09-009	2.50-5.99	4,000 lb	10"	20"
<b>DOUBLE WEAVE - LONG LENGTH</b>				
033-09-015	1.50-1.99	4,000 lb	9"	25"
033-09-016	2.00-2.49	4,000 lb	10"	26"
033-09-017	2.50-2.99	4,000 lb	10"	29"
033-09-018	3.00-3.49	4,000 lb	12"	32"
033-09-019	3.50-3.99	4,000 lb	12"	35"

## NON-CONDUCTIVE PULLING GRIPS



These non-conductive pulling grips are made of a high strength, non-conductive aramid fiber. They are available for pulling single cable or cable bundles. Their braided double weave design adds strength and positive holding power.

Cat. ID	Cable Dia. (in)	Breaking Strength	Eye Length	Mesh Length
<b>DOUBLE WEAVE - SINGLE EYE</b>				
03628001	.50-.62	4000 lbs.	5.5"	24"
03628002	.63-.74	5000 lbs.	5.5"	26"
03628003	.75-.99	6000 lbs.	6.0"	31"
03628004	1.00-1.24	6000 lbs.	6.5"	36"
03628005	1.25-1.49	6000 lbs.	6.7"	41.5"



**UNDERGROUND PULLING GRIPS**

**SINGLE EYE & DOUBLE WEAVE**



ST Type grips feature a double weave construction for medium to heavy pulling applications in underground installations.

Cat. ID	Cable Dia. (in)	Lattice Length	Breaking Strength
ZCS2511	.50-.62	21"	4,500 lb
ZCS2512	.62-.75	24"	5,600 lb
ZCS2513	.75-1.00	24"	6,800 lb
ZCS2514	1.00-1.50	24"	9,600 lb
ZCS2515	1.50-2.00	24"	16,400 lb
ZCS2516	2.00-2.50	24"	18,500 lb
ZCS2517	2.50-3.00	24"	24,500 lb
ZCS2518	3.00-3.50	24"	24,500 lb
ZCS2519	3.50-4.00	26"	31,000 lb
<b>LONGER LENGTH</b>			
ZCS2520	.75-1.00	36"	6,800 lb
ZCS2521	1.00-1.50	36"	9,600 lb
ZCS2522	1.50-2.00	36"	16,400 lb
ZCS2523	2.00-2.50	36"	18,500 lb
ZCS2524	2.50-3.00	36"	24,500 lb
ZCS2777	3.00-3.50	36"	24,500 lb
ZCS2778	3.50-4.00	40"	31,000 lb

**RECOMMENDED SAFE WORK LOAD IS  
20% OF BREAK STRENGTH**

**ROTATING EYE & DOUBLE WEAVE**



RT Type grips have double weave construction for medium to heavy pulling applications in underground installations. Steel forged revolving head is ideal for connecting to swivels and shackles.

Cat. ID	Cable Dia. (in)	Eye Dia.	Lattice Length	Breaking Strength
ZCS2734	.50-.62	.875"	11"	5,600 lb
ZCS2735	.62-.75	.875"	11"	6,800 lb
ZCS2736	.75-1.00	1.00"	20"	6,800 lb
ZCS2738	1.00-1.50	1.375"	21"	12,800 lb
ZCS2739	1.50-2.00	1.375"	25"	16,400 lb
ZCS2740	2.00-2.50	1.625"	26"	27,200 lb
ZCS2741	2.50-3.00	1.875"	28"	33,000 lb
ZCS2742	3.00-3.50	1.875"	30"	41,000 lb
ZCS2743	3.50-4.00	1.875"	32"	43,000 lb
ZCS2744	4.00-4.50	1.875"	33"	43,000 lb
<b>LONGER LENGTH</b>				
ZCS2745	.50-.62	.875"	16"	5,600 lb
ZCS2746	.62-.75	.875"	16"	6,800 lb
ZCS2747	.75-1.00	1.00"	32"	6,800 lb
ZCS2748	1.00-1.50	1.375"	33"	12,800 lb
ZCS2749	1.50-2.00	1.375"	34"	16,400 lb
ZCS2750	2.00-2.50	1.375"	36"	27,300 lb
ZCS2751	2.50-3.00	1.625"	38"	33,000 lb
ZCS2752	3.00-3.50	1.875"	39"	41,000 lb
ZCS2753	3.50-4.00	1.875"	41"	43,000 lb
ZCS2754	4.00-4.50	1.875"	42"	43,000 lb
ZCS2755	4.50-5.00	1.875"	58"	43,000 lb
ZCS2756	5.00-6.00	1.875"	60"	43,000 lb
ZCS2757	6.00-7.00	1.875"	66"	43,000 lb

**NOTE: Forged Rotating Eye** is not a swivel and will not turn while under tension. It can turn to relieve pulling torque when the tension is relaxed. If constant swivel action is required the swivels on page 255 should be used.



**slingco** UNDERGROUND PULLING GRIPS

**SINGLE EYE**



These SE Type grips are ideal for pulling light to medium loads. Typical application: standard pull of single or group of cables, where additional support is unnecessary, or if used in conjunction with other cable grips.

Cat. ID	Cable Dia. (in)	Lattice Weave	Lattice Length	Breaking Strength
<b>GALVANIZED</b>				
ZCS0320	.25-.50	Single	9"	1,680 lb
ZCS0321	.50-.75	Single	14"	2,240 lb
ZCS0322	.75-1.00	Single	16"	5,600 lb
ZCS0323	1.00-1.50	Single	18"	7,840 lb
ZCS0324	1.50-2.00	Double	21"	11,200 lb
ZCS0325	2.00-2.50	Double	24"	11,200 lb
ZCS0326	2.50-3.50	Double	27"	13,440 lb
ZCS0327	3.50-4.50	Double	27"	15,680 lb
ZCS0821	4.50-5.50	Double	27"	15,680 lb
<b>STAINLESS STEEL</b>				
ZCS1380	.25-.50	Single	9"	1,344 lb
ZCS1523	.50-.75	Single	14"	1,792 lb
ZCS1373	.75-1.00	Single	16"	4,480 lb
ZCS1952	1.00-1.50	Single	18"	6,272 lb
ZCS1381	1.50-2.00	Double	21"	8,960 lb
ZCS1977	2.00-2.50	Double	24"	8,960 lb
ZCS1979	2.50-3.50	Double	27"	10,752 lb
ZCS1980	3.50-4.50	Double	27"	12,544 lb
ZCS1981	4.50-5.50	Double	27"	12,544 lb

RECOMMENDED SAFE WORK LOAD IS  
20% OF BREAK STRENGTH

**NON-METALLIC**



These non-metallic NS Type grips are ideal for use in water, fiberoptic applications, offshore or for a multitude of uses in the electrical industry. Dramatically improved weight to break ratio. Made of high strength, non-metallic aramid fiber. Suitable for pulling both single cable and cable bundles.

Cat. ID	Cable Dia. (in)	Lattice Length	Breaking Strength
<b>SINGLE EYE - SINGLE WEAVE</b>			
ZCS1040	.38-.75	24"	2,460 lb
ZCS1022	.75-1.25	24"	3,580 lb
ZCS1023	1.00-1.50	24"	3,580 lb
ZCS1041	1.25-1.50	24"	4,920 lb
ZCS1042	1.50-2.00	24"	5,820 lb
<b>SINGLE EYE - DOUBLE WEAVE</b>			
ZCS1023	1.25-1.50	24"	9,860 lb
ZCS1024	1.50-2.00	24"	11,880 lb
ZCS1179	2.00-2.50	24"	15,900 lb
ZCS10180	2.50-3.00	24"	15,900 lb
ZCS10181	3.00-4.00	24"	15,900 lb

**CABLE SPREADER**



Cat. ID	Bell Size
8041910	4"
8041915	5"
8041920	6"

Use with flex guides on Pg 261 to keep the cable separated.

## FLEXIBLE CABLE GUIDE WITH ALUMINUM ADAPTERS

Cable feeds through the bell adapter and exits through the duct adapter which fits into the duct. Bell adapter and duct adapters are included for specific duct and guide size ordered. Other lengths available upon request.

Individual Duct Adapter & Bell Adapters			
Duct Adapt Cat. ID	Guide Dia.	Duct Size	Bell Adapt Cat. ID
8960200	2"	Innerduct	---
8931010		1"	8931000
8931013		1-1/4"	
8931015		1-1/2"	
8931020		2"	
8934020	4"	2"	
8934030		3"	
8934035		3-1/2"	
8934040		4"	
8935020	5"	2"	8935000
8935030		3"	
8935035		3-1/2"	
8935040		4"	
8935050		5"	
8936040	6"	4"	8936000
8936050		5"	
8936060		6"	
8988080		8"	



Guide Kit including Bell & Duct Adapters			
Guide Dia.	9' Length Cat. ID	12' Length Cat. ID	15' Length Cat. ID
2"	8931009	8931012	---
4"	8934009	8934012	8934015
5"	8935009	8935012	8935015
6"	8936009	8936012	8936015
8"	8988009	8988012	---

## EXTENSIONS

Extension for Flexible Cable Guide shown above.



Guide Dia.	3' Ext.	6' Ext.	9' Ext.	12' Ext.
2"	8931503	8931506	8931509	8931512
4"	8934503	8934506	8934509	8934512
5"	8935503	8935506	8935509	8935512
6"	8936503	8936506	8936509	8936512
8"	8988503	8988506	8988509	8988512

## 9' FLEXIBLE CABLE GUIDES



Cat. ID	Dia.	3' Extension
8040109	4"	8040203
8041009	5"	8041103
8044509	6"	8044603

These "close clearance" guides are used to guide cable from the reel into the duct. Order duct adapters separately.

## SPLIT CABLE GUIDE



Cat. ID 8064700

This 4" x 7.5' split feeder is hinged on one side with latches on the other to allow easy removal from uncut cable. Use duct adapters at right.

## STEEL DUCT ADAPTER

Duct Size	4" Guide Dia.	5" Guide Dia.	6" Guide Dia.
3"	8040300	---	---
3-1/4"	8040400	---	---
3-1/2"	8040600	---	---
4"	8040800	8040900	---
5"	8087200	8041300	8087000
6"	---	8041200	8086800



## JAMB SKID



This adjustable length, aluminum jamb skid is used to support sheaves or quadrant blocks inside a manhole to align pulled cable with underground conduit. Order base section and desired extension to form a complete unit (sheaves and quadrant block sold separately)

Cat. ID	Description	Height Range
8097000	46" Base Section (with lock pins)	---
8097001	43" Extension	63"-80"
8097002	76" Extension	78"-109"
8097003	109" Extension	107"-138"

## CABLE FEEDING SHEAVES



This sheave is inserted into conduit in manhole walls, guiding cable safely into the conduit regardless of the pulling angle.

Cat. ID	Pipe Size	Capacity
8617220	2"	2,600 lb
8617225	2-1/2"	2,600 lb
8617230	3"	4,800 lb
8617235	3-1/2"	4,800 lb
8617200	4"	6,500 lb
8617340*	4"	6,500 lb
8617250	5"	6,500 lb
8617260	6"	6,500 lb
8617360*	6"	6,500 lb

\*Fits Schedule 80 Pipe

## 3 SHEAVE CABLE GUIDE



Cat. ID	Size
8539600	6"
8539800	8"

Three cast aluminum sheaves on bronze bearings allow a gradual 90° turn across a 24" radius for easy pulling through a manhole opening. This cable guide will sit on edge of manhole, suspend in manhole, or fit the jamb skid. Cable tension load capacity: 10,000 lbs. Support bar not included.


## MINI CORNER CABLE GUIDE



### Cat. ID 08045000

This mini cable guide features two hardened steel rollers that guide steel winch line over sharp edges. It is small but sturdy, allowing for easy handling and setup along with heavy duty capacities. Cable tension load capacity: 10,000 lbs.

## CORNER CABLE GUIDE



This guide has aluminum sheaves for pulling cable into manholes. Cable tension load capacity: 5,000 lbs. Support bar not included.


Cat. ID	Sheave Size	Max Cable
8040000	3" x 11"	3"
8043100	4" x 11"	4"
8043200	5" x 11"	5"
8088600	6" x 11"	6"
8088800	8" x 11"	8.25"

## SUPPORT BAR



Cat. ID 8091440 - Bar supports quadrant blocks or cable guides at street level.

## HOOKED HANGER SHEAVE



ORDER ALIGNMENT ARM SEPARATELY

Cat. ID	Sheave Sz
8041400	3" x 11"
8042400	4" x 11"
8042420	4" x 20"
8042500	5" x 11"
8042520	5" x 20"
8042526	5" x 26.5"
8042527*	5" x 26.5"
8082600	6" x 11"
8082800	8" x 11"
8042501	Hanger Arm
*Includes 5" Light Duty Hanger Arm	


Tie this sheave off in the manhole to guide cable into duct. It can also be used with alignment arm for cable removal.

Sheave comes with hinged yoke for easy cable installation and removal. Cable tension load cap: 10,000 lb

## ALIGNMENT ARM

Cat. ID 08045901

This arm is used to aid cable removal when attached to 3", 4", & 5" sheaves above.



## CHAINS

Used to tie off cable guides in the manhole. Tensile: 7,100 lbs. Do not use for overhead lifting.



Cat. ID	Description
8066301	4' Alloy Chain with 2 Hooks
8066300	8' Alloy Chain with 2 Hooks


## CABLE BENDING SHOE

Cat. ID 8042100

Bending shoe protects cable from corner abrasion during pulling operations. Rugged, high-impact plastic or metal shoes available.



## HEAVY DUTY QUADRANT BLOCK



A series of 6 cast aluminum sheaves on bronze bearings allow cable to make a gradual 90° turn across a radius of 24.25" for easy pulling through a manhole opening.

Block can also be suspended in manhole to provide alignment to duct run. Load capacity: 4,800 lbs. Support Bar sold separately.

Cat. ID	Size
8539000	3"
8539100	4"
8539200	5"
8539710	8"

## ALUMINUM SPLIT BELLS

Cat. ID	Size	Tube Length	Tube I.D.
8041520	2"	8"	1.625"
8041530	3"	8"	2.625"
8041535	3-1/2"	8"	3.125"
8041540	4"	8"	3.625"
8041550	5"	8"	4.625"
8041560	6"	8"	5.625"
8041564	6"	12"	5.625"
8041570	8"	12"	7.875"
8041515	4"	15"	3.625"
8041518	4"	18"	3.625"



Plugs into conduit in manhole wall, guiding cable safely into the conduit regardless of the pulling angle.

## NYLON CABLE PROTECTOR

Cat. ID 8042301 for 1"- 2.5" Duct  
Cat. ID 8042300 for 3"- 6" Duct

Flanged, split tube to inserts in duct end to protect cable from damage during installation.

Protector can also be left in place for permanent protection.




## FIBER OPTIC QUADRANT BLOCK



### Cat. ID 8539350

Lightweight, corrosion-resistant aluminum side plates and pulling radius of 26" across 13 bronze bearing aluminum rollers, allow cable to make a gradual 90° turn for easy pulling through manhole openings. Block can be lowered into any manhole opening and chained in place for good alignment or used as a cable guide at street level. Load capacity: 2,600 lbs. Max cable diameter: 1-1/2". Order Support Bar separately.

## HANGER ARM



### Cat. ID 8539320

This arm allows hanging of the quadrant block above in a manhole for more flexible positioning as shown at right.

## FIBER OPTIC HANGER BLOCK



### Cat. ID 8539550

This block incorporates lightweight aluminum side plates and 5 aluminum rollers, on bronze bearings, which allow cable to make a gradual 90° turn for easy pulling through a manhole opening over a 12" radius.

Two nonmetallic "keeper" rollers hold the cable in place during the pull. Block can be suspended in the manhole or hung on an overhead pole for easy pulls.

Max cable diameter: 3/4" Load capacity: 800 lbs.


## UNDERGROUND FIBEROPTIC SHEAVE



### Cat. ID 8637800

- Designed for guiding fiber optic or CATV cable.
- Features an innovative hanger arm that eliminates the possibility of the cable coming off the sheave or binding against the support arm.
- With the removal of a pin, the hanger arm separates and allows cable to be slipped in and out.
- A second arm offers convenient tie-off.
- A 22" sheave diameter allows for a gentle cable arc. Aluminum sheave construction.
- Max capacity: 1,500 lbs.

## TWISTOOL



### Cat No. 16-TT

This Insulated Hand Tool functions as a spreading, tightening, and wire-capping tool. Meets ASTM 1505 Standards.

## SPREADER TOOL



### Cat. ID VP1500-04

This spreader tool is made of high impact, durable nylon. Use two tools to provide an easy method of separating and positioning triplex or quadruplex cables where mid span taps or connections are required.

## LINEMAN DRAWKNIFE



Cat. ID 16-2056

The Lineman Drawknife easily removes insulation and semi-con from all types of cable. It's contoured blade and unique stripping edge safely "shaves" insulation or semi-con from a wide range of cable sizes without damaging the conductor. Saves time, reduces potential for elbow injuries and is safer than a skinning knife. Works on all types of cable.

## BRUSH BLADE



Two tools in one: wire brush for cleaning up to 1000MCM conductor and a blunt tip knife blade that locks in open position and can be closed when not in use.

Cat. ID	Description
BB-1	Brush Blade
WB-1	Replacement Wire Brush

## LOCK BACK KNIVES



- Premium quality 2-5/8" stainless blade.
- Impact-resistant nylon resin handle with rubber insert.
- Reversible thumb stud for one-handed opening.

Cat. ID	Description
44005	Lockback Knife
44005R	Lockback Knife (rounded tip)



Cat. ID 44006

- Premium quality 2-5/8" stainless blade.
- Slim silver anodized aluminum handle.
- Reversible thumb stud for one-handed opening.
- Includes removable belt clip.



Cat. ID	Description	Ring
1570-3	8" Skinning Knife with flat handle	Yes
7086-1	9" Skinning Knife with round ribbed handle	No
7086	9" Skinning Knife with round ribbed handle	Yes
M4455-50	Skinning Knife for use with Hot Stick	No

## ERGONOMIC SKINNING KNIFE



Cat. ID 7091

With a textured rubber handle, this knife fits comfortably in a gloved hand. The Round handle allows the user to create the proper cutting angle by rotating the knife within the hand instead of repetitively turning the wrist. 5 3/4" long handle.

## LINEMAN KNIFE POUCH

Cat. ID 5163

Leather skinning knife pouch



## 4 X 4 CABLE STRIPPER



36001H Tool Body shown with four different cutting heads attached



Get on-the-job versatility with four interchangeable cutting heads on one compact, lightweight, end stripper. Performs fast, precise, cuts on insulated secondary type cables and others, both overhead and underground with PVC or polyethylene insulation.

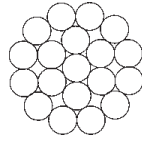

Design your own tools by selecting cutting heads for #6AWG to 500 MCM cable with insulation thickness' from 45 to 110 mils. Cutting head combinations can be modified in the field as cable requirements change from job to job.

Blades in cutting heads listed in table make Square Cuts. Heads available with Chamfer blades upon request.

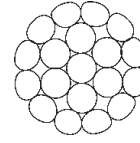
### Ordering Information:

Specify desired Cutter Head part numbers from table. Tool Body will hold up to 4 cutting heads at a time. Special sizes available upon request.

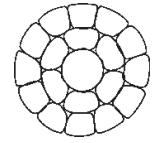
Cat. ID	Description
36001-H	Tool Body Only
19207	Repl. Square Cut Blade
33690	Repl. Chamfer Blade



CONCENTRIC



COMPRESSED



COMPACTED

Cable Size	Insulation Thickness						
	60 Mil		80 Mil		95 mil		
	Max OD	Cat. ID	Max OD	Cat. ID	Max OD	Cat. ID	
For CONCENTRIC Cable	6	.315	10-32540	-	-	.390	10-40075
	4	.365	10-37540	-	-	-	-
	2	.440	10-45040	.465	10-47560	-	-
	1	.465	10-47540	.515	10-52560	-	-
	1/0	.515	10-52540	.565	10-57560	.590	10-60075
	2/0	.565	10-57540	.590	10-60060	.640	10-65075
	3/0	.615	10-62540	.665	10-67560	.690	10-70075
	4/0	.665	10-67540	.715	10-72560	.740	10-75075
	250	-	-	.765	11-77560	.790	11-80075
	350	-	-	.865	11-87560	.890	11-90075
500	-	-	.990	11-100060	1.040	11-105075	
For COMPRESSED Cable	6	.315	10-32540	-	-	.390	10-40075
	4	.365	10-37540	-	-	-	-
	2	.440	10-42540	.465	10-47560	-	-
	1	.465	10-47540	.515	10-52560	-	-
	1/0	.515	10-50040	.565	10-55060	.590	10-60075
	2/0	.565	10-55040	.590	10-60060	.640	10-62575
	3/0	.615	10-60040	.665	10-65060	.690	10-67575
	4/0	.665	10-67540	.715	10-70060	.740	10-75075
	250	-	-	.765	10-75060	.790	11-77575
	350	-	-	.865	11-85060	.890	11-90075
500	-	-	.990	11-97560	1.040	11-102575	
For COMPACTED Cable	6	.315	10-32540	-	-	.390	10-40075
	4	.365	10-37540	-	-	-	-
	2	.440	10-42540	.465	10-47560	-	-
	1	.465	10-45040	.515	10-50060	-	-
	1/0	.515	10-47540	.565	10-52560	.590	10-57575
	2/0	.565	10-52540	.590	10-57560	.640	10-60075
	3/0	.615	10-57540	.665	10-62560	.690	10-65075
	4/0	.665	10-62540	.715	10-67560	.740	10-70075
	250	-	-	.765	10-72560	.790	11-75075
	350	-	-	.865	11-80060	.84	11-85075
500	-	-	.990	11-92560	1.040	11-97575	

## ADJUSTABLE CABLE STRIPPER



Quickly and efficiently remove cable jackets and insulations of various materials and thicknesses including tough polyethylene encapsulated jackets.

Handle operation is effortless, even on tough insulation materials.



- Accepts cable D. from .5" - 2.5".
- Will not nick conductor or concentric
- Strips URD Cables in seconds
- One handle for easy turning
- Adjusts to Cable O.D. and cutting depth
- Length: 8"

Cat. ID	Description	Repl. Blade
WS64-U-E	End Stripping - insulation up to 345 mils	CB50K
WS64-U-M	Mid Span Stripping - insulation up to 175 mils	CB236
WS64-U-EM	End Strip & Mid Span Stripping	CB50K - installed CB236 - included

## JACKET SLITTER

- For round cables from .18" up to 1" diameter and 8AWG up to 500MCM.
- Adjustable incision depth up to .118".
- A pivoting blade makes spiral or longitudinal cuts

Cat. ID	Description
1820	Jacket Slitter
2109	Repl. Blade



## CHAMFER TOOL

This adjustable Chamfer Tool creates a 45° bevel on 15 to 35kv

Cat. ID	Description
IC1	Chamfer Tool (.65"-1.26")
IC2	Chamfer Tool (1.25"-1.875")
CB163	Repl. Blade (.65"-1.875")



## SEMI-CON SCORER



The "Banana Peeler" adjustable semi-con scoring tool removes up to 90 mil. of "strippable" semi-con shield cleanly without damage to underlying insulation.

Cat. ID	Description
BP-1A	3/4" - 1-1/4" Semi-Con Scorer
BP-2A	1-1/4" - 2" Semi-Con Scorer
34230	Replacement Blade

## SEMI-CON SCORER

- Scores the extruded semi-conductive shield of high voltage cable
- Removes PVC outer jackets
- Set screw locks blade depth (.001"-.100").
- Square and spiral cut settings.



Cat. ID	Description
1700-SS	1/2"-2" Semi-Con Scorer
1800-SS	1-3/4"-3" Semi-Con Scorer
1678	Replacement Blade

## SEMI-CON SHAVING TOOL

Designed to shave bonded semi-con. Facilitates removal of non bonded semi-con from older deployed cables.

- Shaves 15-35 KV cable.
- Diameter range over the screen .071"-2.36"
- Removes semi-con shield within 25mm and within 7mm in reverse.

Cat. ID	Description
WS76	Semi-Con Shaving Tool
43577	Replacement Blade



## SEMI-CON SCORER

Cat. ID SCS

Easy blade adjustment from 0 - .16" for cable ranges of .31"-1.77". Allows for longitudinal, spiral & square cuts.





## CABLE STRIPPERS



These tools offer precision, no damage, stripping of insulation only or insulation and semicon simultaneously. Rotating stop bar permits accurate preset stripping lengths of up to 4". Bar can be removed for infinite stripping.

Specific size bushings, which match cable size, are used with the WS5 and WS6 strippers. Bushings can be changed quickly. Specify exact cable O.D. when ordering bushings.

### WS5 END STRIPPER



Repl. Blade  
No. CB7-2

Cat. ID WS5 - End Stripper Body

- STRIPS UP TO 300 MIL. XLPE, POLYETHYLENE INSULATION
- FOR 600 VOLT TO 35KV CABLES
- IDEAL FOR PRIMARY URD CABLE FROM .260 TO 1.265 O.D.
- ACCEPTS SW2 RATCHET WRENCH

## WS5 BUSHINGS

Cat. ID	Cable O.D.	
	(inch)	(mm)
WS5-.300	.260 - .285	6.60 - 7.24
WS5-.325	.286 - .310	7.26 - 7.87
WS5-.350	.311 - .335	7.90 - 8.51
WS5-.375	.336 - .360	8.53 - 9.14
WS5-.400	.361 - .385	9.17 - 9.78
WS5-.425	.386 - .410	9.80 - 10.41
WS5-.450	.411 - .435	10.44 - 11.05
WS5-.475	.436 - .460	11.07 - 11.68
WS5-.500	.461 - .485	11.71 - 12.32
WS5-.525	.486 - .510	12.34 - 12.95
WS5-.550	.511 - .535	12.98 - 13.59
WS5-.575	.536 - .560	13.61 - 14.22
WS5-.600	.561 - .585	14.25 - 14.86
WS5-.625	.586 - .610	14.88 - 15.49
WS5-.650	.611 - .635	15.52 - 16.13
WS5-.675	.636 - .660	16.15 - 16.76
WS5-.700	.661 - .685	16.79 - 17.40
WS5-.725	.686 - .710	17.42 - 18.03
WS5-.750	.711 - .735	18.06 - 18.67
WS5-.775	.736 - .760	18.69 - 19.30

Cat. ID	Cable O.D.	
	(inch)	(mm)
WS5-.800	.761 - .785	19.33 - 19.94
WS5-.825	.786 - .810	19.96 - 20.57
WS5-.850	.811 - .835	20.60 - 21.21
WS5-.875	.836 - .860	21.23 - 21.84
WS5-.900	.861 - .885	21.87 - 22.48
WS5-.925	.886 - .910	22.50 - 23.11
WS5-.950	.911 - .935	23.14 - 23.75
WS5-.975	.936 - .960	23.77 - 24.38
WS5-1.000	.961 - .985	24.41 - 25.02
WS5-1.025	.986 - 1.010	25.04 - 25.65
WS5-1.050	1.011 - 1.035	25.67 - 26.29
WS5-1.075	1.036 - 1.060	26.31 - 26.92
WS5-1.100	1.061 - 1.085	26.95 - 27.56
WS5-1.125	1.086 - 1.110	27.58 - 28.19
WS5-1.150	1.111 - 1.135	28.22 - 28.83
WS5-1.175	1.136 - 1.160	28.85 - 29.46
WS5-1.200	1.161 - 1.185	29.49 - 30.10
WS5-1.225	1.186 - 1.210	30.12 - 30.73
WS5-1.250	1.211 - 1.235	30.76 - 31.37
WS5-1.275	1.236 - 1.260	31.39 - 32.00
WS5-1.300	1.261 - 1.285	32.03 - 32.64

### WS6 STRIPPER



Repl. Blade  
No. CB8-2

Cat. ID WS6 - Stripper Body

- FOR 15 TO 46KV CABLES
- STRIPS .96 TO 1.9 O.D. CABLE WITH XLPE, POLYETHYLENE AND EPR INSULATION



SW

Cat. ID	Description
WA1	Adapter - for using the ratchet with the
SW2	Ratchet Wrench

## WS6 BUSHINGS

Cat. ID	Cable O.D.	
	(inch)	(mm)
WS6-1.000	.961 - .985	24.41 - 25.02
WS6-1.025	1.986 - 1.010	25.04 - 25.65
WS6-1.050	1.011 - 1.035	25.68 - 26.29
WS6-1.075	1.036 - 1.060	26.31 - 26.92
WS6-1.100	1.061 - 1.085	26.95 - 27.56
WS6-1.125	1.086 - 1.110	27.58 - 28.19
WS6-1.150	1.111 - 1.135	28.22 - 28.83
WS6-1.175	1.136 - 1.160	28.85 - 29.46
WS6-1.200	1.161 - 1.185	29.49 - 30.10
WS6-1.225	1.186 - 1.210	30.12 - 30.73
WS6-1.250	1.211 - 1.235	30.76 - 31.37
WS6-1.275	1.236 - 1.260	31.39 - 32.00
WS6-1.300	1.261 - 1.285	32.03 - 32.64
WS6-1.325	1.286 - 1.310	32.66 - 33.27
WS6-1.350	1.311 - 1.335	33.30 - 33.91
WS6-1.375	1.336 - 1.360	33.93 - 35.54
WS6-1.400	1.361 - 1.385	34.57 - 35.18
WS6-1.425	1.386 - 1.410	35.20 - 35.81
WS6-1.450	1.411 - 1.435	35.84 - 36.45

Cat. ID	Cable O.D.	
	(inch)	(mm)
WS6-1.475	1.436 - 1.460	36.47 - 37.08
WS6-1.500	1.461 - 1.485	37.11 - 37.72
WS6-1.525	1.486 - 1.510	37.74 - 38.35
WS6-1.550	1.511 - 1.535	38.38 - 38.99
WS6-1.575	1.536 - 1.560	39.01 - 39.62
WS6-1.600	1.561 - 1.585	39.65 - 40.26
WS6-1.625	1.586 - 1.610	40.28 - 40.89
WS6-1.650	1.611 - 1.635	40.92 - 41.53
WS6-1.675	1.636 - 1.660	41.55 - 42.16
WS6-1.700	1.661 - 1.685	42.19 - 42.80
WS6-1.725	1.686 - 1.710	42.82 - 43.43
WS6-1.750	1.711 - 1.735	43.46 - 44.07
WS6-1.775	1.736 - 1.760	44.09 - 44.70
WS6-1.800	1.761 - 1.785	44.73 - 45.34
WS6-1.825	1.786 - 1.810	45.36 - 45.97
WS6-1.850	1.811 - 1.835	46.00 - 46.61
WS6-1.875	1.836 - 1.860	46.63 - 47.27
WS6-1.900	1.861 - 1.885	47.27 - 47.88

## LOAD BREAK PROBE INSERTION TOOL

### Cat. ID LPW1525/TK-120XN

Use this torque insertion tool for quick, easy installation and removal of load break probes inside elbows used on 12 to 15kv cables.

It prevents probe contamination, cross threading, and breakage while providing the proper tightening forces recommended by elbow manufacturers. This tool also incorporates a Ratcheting Torque handle and Neutral Winder.



### Cat. ID LPW35R/TK-120XN

Same as above but for Cooper 35kV Probes.

## BUSHING INSERT TOOLS



Cat. ID BIT/E180AH for  
Hot Stick



Cat. ID BIT/E180AT  
with T-Handle

Designed to provide preset torque for the installation and removal of Elastimold and Cooper 200A inserts with internal hex socket.

## PENTA-HEX SOCKETS

Our Penta-Hex combination sockets have a Penta-Hex on one end and a 3/4" hex on the other. The center female square drive is designed to be used with any 1/2" or 3/8" square drive extension.



Cat. ID	Description
PHS-1	3/8" sq. dr. combination penta socket
PHS-2	1/2" sq. dr. combination penta socket

## PENTA SOCKET

### Cat. ID 9076

1/2" Drive Penta Socket for use with standard ratchet wrenches and impact wrenches.



## PENTA WRENCHES

### Cat. ID PHW-1

This wrench has a Penta Head socket formed on one end and a 3/4" hex on the other end for bolts commonly used to secure transformer and switch gear enclosures.



### Cat. ID PW-2

This wrench has a Penta Head socket formed on one end of a handle grip for handy operation. There is a cross hole through the handle for additional leverage when needed.



## PENTA DRIVER



### Cat. ID PDD-1

Can be utilized in any 1/2" drive wrench or in any drill driver with a 3/8" socket adapter. This is perfect when space is limited and the tough angle calls for a ratcheting wrench or even an impact wrench.

## PAD MOUNT TRANSFORMER WRENCH

### Cat. ID 101XRS

Designed for the 5-point 7/8" pentagon and 3/4" hexagon hardware used in pad mount transformers. The sturdy ratchet mechanism reverses with the flick of a lever.



## CABLE BENDER



### Cat. ID 8090000

Bends power cable up to 750 MCM.

## INSULATION STRIPPERS



1542-2CL

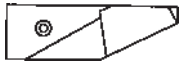
### Cat. ID 1542-2CL

This Speed Stripper is designed to remove PE, XLP, EPR and other types of insulation from high voltage power cables. Comes with a wedge blade installed and a standard blade in a storage compartment in lower jaw.

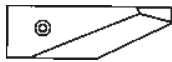
### Cat. ID 1542-2AS Combo Tool

All features of the 1542-2CL Stripper and those of the Model 1700 Semi-Con Scorer are combined into this one tool.

- *PRECISE BLADE DEPTH ADJUSTMENT*
- *SPIRAL CUT AND SQUARE CUT*
- *CABLE RANGE 1/2" TO 1-3/4"*



Cat. ID 1562 Repl.  
Blade Wedge for PE  
& XLP



Cat. ID 1581  
Repl. Blade Standard  
for EPR



Cat. ID 1646X  
Scale Gauge Kit

## SECONDARY STRIPPER - END STRIPPER

UNLIMITED  
STRIP  
LENGTHS



Cat. ID	Description
2750	End Stripper
2781	Repl. Blade

This tool is designed to end-strip 600V cable. No bushings are required to adjust the tool to varying cable diameters and insulation thickness

Cable Range: .31" - 1.375"; 4/0 - 1000MCM

## AERIAL TREE WIRE/SPACER CABLE MID-SPAN STRIPPER



### Cat. ID 2900

This tool performs both end and mid-span strips on 5kV, 15kV and 25kV Aerial Tree Wire and Spacer Cable. Cable Range: .40" - 1.66"

UNLIMITED STRIP  
LENGTHS

## CHAMFERING TOOLS



CT-2

- Cuts a 45 degree bevel on the cable insulation.
- Chamfers cable end at 45 degrees
- Prepares edge of cable insulation for ease of installing pre-molded terminations
- Adjustable - no adapters or bushings required

Cat. ID	Description
CT-1	Chamfering Tool - Cable O.D. 1" - 1-3/8"
CT-2	Chamfering Tool - Cable O.D. 1-1/4" - 2-3/4"
2672	Replacement Blade

## BUSHING INSERT TOOL

This tool is designed to provide an effective and reliable means of installing and removing bushing inserts.




Cat. ID	Description
BIT/TK120X-Q	Tool with Tor-Key for Loadbreak bushing inserts
BIT/TK120X-N	Tool with Tor-Key and knob tightening band for Deadbreak bushing inserts

### CABLE PREP KITS

These cable prep tools can be ordered individually or as a kit. Additional kit combinations are available.




A)  
• Cat. ID 1542-2CL Stripper  
• Cat. ID 1646X Gauge



B)  
• Cat. ID 1542-2AS Stripper  
• Cat. ID 1646X Gauge



C)  
Cat. ID CT-1  
Chamfer Tool



D)  
Cat. ID MARK-1  
Mark I Stripper & Tool Stop



E)  
Cat. ID 1700SS  
Scorer




F)  
Cat. ID LPW1525/  
TK120X-N Combo  
Tool



G)  
Cat. ID BIT/TK120X-Q  
Insert



H)  
Cat. ID SC-11  
Edge Wedge



I)  
Cat. ID SC-13  
Roll Grip

Cable Prep Kit Cat. ID	Kit Includes:									Storage
	A	B	C	D	E	F	G	H	I	
CPK-1	X				X					Sm Case
CPK-2	X				X			X	X	Sm Case
CPK-3		X						X	X	Sm Case
CPK-4	X		X		X	X		X	X	Bag
CPK-5	X				X	X	X	X	X	Bag
CPK-6				X	X			X	X	Bag
CPK-7				X	X	X	X	X	X	Bag
CPK-8	X				X	X				Lg Case
CPK-9	X				X	X		X	X	Lg Case
CPK-10		X				X		X	X	Lg Case



## LEAD SHEATH CABLE INSTALLATION TOOLS

This integrated group of specialized tools for working with lead-sheathed cable is probably the most complete selection you can find. From furnaces and cylinders to pots and hooks, we have everything you need to handle your lead cable network efficiently.

### PRESSURE REGULATOR



**Cat. ID 70118**

This UL listed, all-brass unit works with LP torches and furnaces during heating operations. There's a 0-60 psi outlet pressure gauge, and you can adjust the pressure 5-60 psi. Included are a POL inlet gland and nut (CGA 510), 1/4" dia. NPT opening, and a 9/16-18 LH hose outlet. Weight: 2 lbs.

### LP GAS HOSE



Ideal for connecting a propane pressure regulator outlet to a propane-powered heater, ventilator or engine inlet. This hose features a petroleum and gas resistant rubber inner tube, an overlaying cotton or synthetic fiber and rubber outer jacket. Both ends have a spring guarded coupling.

OD: 5/8" ID:1/4"

Cat. ID	Description	Weight
76791	30' LP Gas Hose	6 lb
76790	10' LP Gas Hose	2 lb

### PROPANE FURNACE



**Cat. ID 70116**

Unit used to heat materials used in splicing operations. This efficient solder melting furnace delivers a hefty 43,200 BTU output on just 2 lbs./hour of conventional propane. To set up the Furnace for use, connect the Pressure Regulator (70118) to the LP Gas Cylinder (70123) and the LP Gas Hose (76790) to the Regulator and Furnace. Use a Regulator Wrench (07516) to tighten all connections. 10 in. H x 8-1/2" dia. Weight: 9 lbs. 12 oz. *Do not use a furnace inside a manhole or tent.*

### FURNACE HOOD



**Cat. ID 70122**

An accessory for the Propane Furnace, this convenient shield mounts on top of the Furnace to provide reliable heat deflection. Weight: 4 lbs.

### FOUR-PANEL WINDSHIELD



**Cat. ID 70121**

Perfect for keeping wind away from lead sheath cable installation work materials, this shield features a welded steel grate and supporting brackets, providing broad support for large solder

melting pots and kettles. Made of galvanized steel for corrosion resistance. Panel edges roll around 1/4" dia. rod, eliminating sharp corners. 22 lb.

## B LEAD SLEEVE SLITTER



### Cat. ID 07449

This tool will make a longitudinal slit along the length of a lead sleeve to allow placement around a splice or cable sheath opening. It consists of a steel channel with two short lengths of sash chain with swivel snaps.

A steel slitting wire is attached to one snap swivel, then threaded through the length of lead sleeve to be slit and then snapped onto the swivel at the other end of chain.

By placing both feet on the channel as shown grasp the sleeve and draw it upward against the slitting wire. Weight: 14 oz.

Cat. ID 25179 - Replacement Slitting Wire

## LEAD SLEEVE OPENER/CLOSER



### Cat. ID 01148

A ratchet operated hand tool whose design facilitates working on lead sleeves.

When operating the ratchet in reverse, two parallel jaws spread the sleeve apart. To close a sleeve pass the sash chain around the sleeve and attach it to the tool.

Operating the ratchet will then draw the sleeve closed around the cable sheath or splice and retain a tight seam for neater soldering. Weight: 3.5 lbs.

## SOLDER LADLE

### Cat. ID 06085

A thermal handle shield isolates heat inside the 12 oz., 3-1/2" dia. cup from your hand, and keeps your thumb from slipping.

Weight: 1 lb.



## PARAFFIN DIPPER

### Cat. ID 06679

This one quart dipper is built from tough 20 gauge steel, with a rolled bead around its top and pouring lip on either side. The long 9-3/4" handle is securely riveted to the body of the dipper and has a hook on one end for hanging.

Weight: 1 lb.



## SOLDER MELTING POT

Manufactured in 6" (48 fl. oz./20-lb. cap.) and 8 in. (72 fl. oz./30-lb. cap.) dia. sizes from high-grade gray cast iron, these pots are designed to hold their heat. The loop on the steel bail turns freely in the ears of a pot, reducing the chance of a spill.

Cat. ID	Item	Weight
61566	6" dia.	6 lbs.
61568	8" dia.	8 lbs.



## POT HOOK HANDLE

### Cat. ID 07170

Ideal for carrying paraffin or solder pots to and from work sites, hanging pots from aerial cable, or suspending them from handline hooks. There's a pot hook on one end, and a cable hook and handle on the other. The entire handle is made from 3/8" steel rod.



SHOWN  
WITH  
POT

## SOLDERING IRONS



Available in five sizes, these solid irons have a pyramid-shaped forged copper bit that's swaged onto the end of a one-piece steel shank. The long shank and solid wooden handle help keep heat away from your hand.

Cat. ID	Stamped on Item	Weight
67221	2	1 lb
67220	3	1.5 lb
67222	4	2 lb
67225	5	2.5 lb
67223	6	3 lb

## SOLDER PLATE

### Cat. ID HLCD1386

This 8" x 8" trivet insulates your hot items from burning surrounding area. Soldering iron, melting pot, etc. Good for up to 500°F.



## SHAVE HOOK



Used for cleaning and preparing lead cable sheath and sleeves for soldering and wiping joints. Consists of a flat hardened steel blade riveted to a shank fitted with a wooden handle. Blade has a sharp, beveled cutting edge which is circular in shape at one end and is brought to straight sided point at opposite end. Is furnished with a leather guard.

Cat. ID 07151 Shave Hook with Guard

Cat. ID 07152 Guard only

## LEAD RASP



### Cat. ID 01009

This 15" L lead float has a rounded file for smoothing concave areas, and a flat one for planes. Both the width and thickness taper towards one end.

## CARDING BRUSHES



### Cat. ID 07262

Two models used for cleaning files and preparing cable for soldering or bonding. B Carding Brush has 10" long hardwood handle with textile carding to form a wire brush.



### Cat. ID 08952

C Carding Brush flexes to reach behind a cable and scuff each side evenly. 15" brush won't damage poly covered cable; folds for storage.

## STEARINE CANDLES



### Cat. ID 04320

Bundled in 6-lot packages, these 1-1/2" dia. x 3-1/2" L candles are the easiest way for you to apply stearic acid flux to lead cable. Formed from pure, single-pressed stearic acid flux they are free from paraffin, vegetable oils, waxes and common contaminants.

## FLAT WIPING CLOTHS

Used for wiping joints in lead covered cable sheath, these cloths are made from bedticking which is finished with tallow and soapstone dressings. Each wiping cloth is individually wrapped.



Cat. ID	Size
62450	2" x 2"
62451	2.5" x 2.5"
62452	3.5" x 3.5"
62453	3" x 3"
62454	4" x 4"
62455	5" x 5"
62456	6" x 6"
62457	6" x 7"

Cat. ID	Size
62458	6" x 8"
62459	7" x 7"
62460	7" x 8"
62461	8" x 8"
62462	8" x 10"
62463	10" x 10"
62464	10" x 12"
62465	12" x 12"

## SPLICER'S MIRROR

Cat. ID 74230

This brass-framed 3" x 3" heavy plate glass mirror lets you see the back side of the connection so you can easily make thorough checks on cable splices or wiped joints.



## CABLE TAGS



These virgin sheet lead tags are provided in 25-lot packages in your choice of four different types (see table): strap or terminal for fastening to cable terminal stubs; and octagonal or round for marking terminal pairs.

Cat. ID	Style	Wgt (lb)	Dia.	Dimensions		
				W	L	T
72702	Terminal	1.75	---	2-1/8"	3-3/4"	3/64"
72704	Octagonal	1.5	1-5/8"	---	---	1/16"
72706	Round	1.5	1-5/8"			1/16"

## LEAD LASHING WIRE

Cat. ID 06634

Used for lashing lead covered cables in manholes. 22 AWG tinned bronze wire core with lead alloy coating. Total approximate diameter of .070" Each 1 lb. 8 oz. spool contains about 90 ft. of wire.



## TINNED LASHING WIRE

Cat. ID 06157

Make fast, strong lashings on aluminum alpeh cable sheath with this easy-to-use wire. 16 AWG tinned soft copper wire. Each 1 lb. spool holds about 123 ft.



## B & C STEARINE CORE SOLDER

This special acid-core wiping solder is for soldering lead objects like cable sheath or sleeving. The flux is single-pressed stearic acid, surrounded by an alloy of 35% tin, 64% lead, 1% antimony, and a trace amount of arsenic.

Two types are available. The elliptical B Solder has a .125" x .188" cross-section, while the cylindrical C Solder has a .094" dia. that's ideal for soldering pressure testing flanges and ells to lead cable.



Cat. ID	Description	Weight
72410	B Solder Small Spool	5 lb
72411	C Solder	1 lb
72412	C Solder Large Spool	5 lb



## COMPACT® SIGN SYSTEM

This utility-proven warning sign system is the most advanced and compact you will find. Signs and sign stands have been accepted by the FHWA - NCHRP-350. The system consists of separate sign panel and sign stand:



### COMPACT® COLLAPSE & WRAP SIGN PANEL



- 48" Signface permanently attached to foldable crossbrace
- Retro-reflective material is highly visible in daylight or headlights
- Pops open for rapid deployment
- Slides easily into Drop & Lock upright in sign stand
- Optional flag holder for three 3/8" diameter flags (flags not included)
- Collapses instantly - Single Trigger Release Button
- Can be stored separately or in place wrapped around sign stand

Cat. ID	Description
48C-*	48" Compact Sign Panel
*Specify the Order Code from the Sign Panel Legends on Pg. 295 when ordering	

### WINDMASTER® SIGN STAND



- Aircraft aluminum alloy legs and upright with anti-skid rubber caps
- Coated steel base and springs
- Adjustable legs for stability on curbs or uneven terrain
- Dual springs provide maximum wind resistance
- Kick release legs simplify set-up
- Storage length 25"
- Will yield in case of accidental impact

Cat. ID	Description
4814	WindMaster Sign Stand

### SIGN STAND STORAGE BOX



Cat. ID SA-05440

- Molded high-density polyethylene with drain holes
- Mounts inside or outside truck
- 18"W x 8"D x 24"H
- Holds two sign stands

## HITCH MOUNT SIGN HOLDER



Cat. ID SA-43921

- Fits into any 2" square hitch receiver
- For use with Compact or DuraLatch® signs
- Can be rotated 45°
- 2-position telescoping upright
- Made in USA


## VEHICLE MOUNT SIGN HOLDER



Cat. ID SA-43595

- Mounts easily to grab bar
- Sign deploys quickly and safely
- Can be stored in place ready for immediate use
- Made in USA

### DURALATCH® CROSSBRACING



- Required for DuraLatch Roll-Up Sign Panels
- Foldable 1-1/4"W orange fiberglass
- Steel studs to hold rubber straps on sign
- Crossbracing is interchangeable

Cat. ID	Description
<b>XB48</b>	Crossbrace (no flag)
<b>XB48-2</b>	Crossbrace with 2 Flags
<b>XB48-3</b>	Crossbrace with 3 Flags

**DuraLatch Roll-Up Panels & Crossbracing should be used with the WindMaster Sign Stand**

### DURALATCH® ROLL-UP PANEL



- 48" signface
- Retro-reflective material is highly visible in daylight or headlights
- EPDM rubber straps allow sign to expand/contract
- Heavy-duty steel and fasteners
- Absorbs stress caused by gusting winds and passing vehicles
- Will not disengage in backwinds
- Requires DuraLatch crossbracing (sold separately)
- Use with WindMaster Sign Stand

Cat. ID	Description
<b>48R-*</b>	48" DuraLatch Sign Panel
*Specify the Order Code from the Sign Panel Legends below when ordering	

### SIGN PANEL LEGENDS

Specify legend order code from below options when ordering sign panels:



Order Code: UWA



Order Code: RLLCA



Order Code: OLRA



Order Code: BPTS

#### OTHER LEGENDS AVAILABLE UPON REQUEST

Overlay panels are available for wording change. Example: Change "RIGHT LANE CLOSED" to "LEFT LANE CLOSED"



**WORKER SYMBOL**  
Order Code: WS



**FLAGGER SYMBOL**  
Order Code: FS



**MERGE LEFT**  
Order Code: ML

## DYNA-FLEX SIGNS



The Dyna-Flex sign system incorporates a stand with horizontally mounted springs which deflect winds. The Fold-N-Roll panels have vinyl reflective panels and collapse to a small size for easy storage. Storage bags are available.

*PANELS INCLUDE A REMOVABLE FLAG HOLDER WHICH ACCOMMODATES 2 - 3/4" (MAX DIA) STAFF FLAGS FLAGS NOT INCLUDED*

Cat. ID	Description	Storage Length	Weight
DF3000S	Sign Stand w/Stab-Lok Mast	24"	15.5 lb
FR48R-*	48" Fold-N-Roll Sign Panel	35"	7.5 lb
FR36R-*	36" Fold-N-Roll Sign Panel	28"	6.5 lb

\*Specify the Order Code from the Sign Panel Legends on Pg. 295 when ordering

## ZEPHYR SIGNS



A stackable, rubber base is used to hold "Zephyr" Roll-up type sign panels. The base incorporates a molded handle and a folding panel attachment bracket for easy use and deployment.

Fiberglass panel supports will flex allowing the wind to "spill" when attached to base. Size: 28" x 18" Weight: 38lbs.

Cat. ID	Description
Z26000	Rubber Sign Base
Z48R-*	48" Refl Zephyr Sign Panel

\*Specify the Order Code from the Sign Panel Legends on Pg. 295 when ordering

## TRAFFIC CONES



**Cat. ID 28PVCS-C**  
28" polyvinyl cones have high visibility under all weather conditions.



**Cat. ID 3012918**  
Four pack of 18", lightweight nylon pop-up cones with solid red LED

## SIGN PLACEMENT GUIDE



**Cat. ID HLRG**  
Traffic Control Reference Guide with illustrations.

## POLE MOUNT FLAG HOLDER

Chain binder attaches flag holder to transported pole for safer transport. Holder has malleable iron main casting with strong coil spring. Flags sold separately.



Cat. ID	Description
TT-5	Flag Holder
TT-9	Flag Adapter

## WARNING FLAGS

**Cat. ID KV18-24TR**  
18" fluorescent red mesh flag with hardwood staff.



## STOP/SLOW PADDLES



**Cat. ID SSP-1**  
Lightweight thermoplastic construction. 21" upper handle attaches to a 60" lower handle providing over- all height of 8'5".


**Cat. ID SSP-1T**  
Same as above, with telescoping handle. Handle is 55" collapsed and 93" fully extended.

## FR SAFETY VEST

**Cat. ID SV-L2-XL**  
This yellow FR safety vest offers 360 degree visibility with reflective tape. Machine washable. Meets ANSI 107 Class 2 standard. Other sizes available.




## HIGH-INTENSITY POLE TRANSPORT MARKERS



- Increases visibility (up to 1000 ft in daylight) of poles being hauled along roadways and helps maintain compliance with US Department of Transportation regulations.
- Includes two flags, a tamper-resistant, flashing warning light, and a ratchet strap with steel grips for attaching to a pole prevents slippage.

Cat. ID	Lens Color	Description
PTMHI-R	Red	High Intensity Marker with 2 Flags
PTMHI-Y	Yellow	High Intensity Marker with 2 Flags

## POLE TRANSPORT MARKERS



- Provides increased visibility for the transportation of utility poles on public highways.
- Two flags are combined with a warning light for optimum visibility. Includes strap binder for attachment to pole.
- "Steady-On" or "Flash" mode switch. Batteries not included.
- Standard markers are visible from the front and back. Also available with 360 degree visibility.

Cat. ID	Lens Color	Description
PTM100-R	Red	Standard Marker with 2 Flags
PTM100-Y	Yellow	Standard Marker with 2 Flags
PTM360-R	Red	360 Degree Marker with 2 Flags
PTM360-Y	Yellow	360 Degree Marker with 2 Flags

## SQWINCHER HYDRATION PRODUCTS

Flavor	2.5 Gallon	5 Gallon	Qwik Stik	Fast Pack
Orange	016041-OR	016404-OR	060100-OR	---
Fruit Punch	016042-FR	016405-FP	060102-FP	---
Grape	016046-GR	016406-GR	060107-GR	015301-CH
Cherry	016047-CH	016401-CH	---	015301-CH
Mix Berry	016048-MB	016400-MB	060101-MB	---

Replenish electrolytes and rehydrate your entire crew during their workday. Low Sodium. More Potassium. No Bloating Feeling with a Preferred Taste. Additional flavors available.



**Powder Concentrate**  
Available in 2.5 or 5 gallons




**Qwik Stik ZERO** Add to a 20 oz bottled water. Zero sugar. Zero calories. Box of 500.



**Fast Pack**  
Add water and use the package as a cup. 6 oz packets (box of 200).



**Freezer Pops**  
Cat. ID 159200201  
Assorted flavors.  
Box of 150.



## WATER COOLER



Insulated to keep water or beverage cold. Drip - resistant spigots and leak-resistant screw on lids.

Cat. ID	Size
325-1683-01-11	3 Gallon Cooler
325-1685-01-11	5 Gallon Cooler
325-1640-02-331	Truck Mounting Bracket

## OUTRIGGER PADS

Available in wood or rubber composite.

- Non-Conductive
- Easy-to-Clean
- Chemical & Oil Resistant
- Storage-Friendly
- Durable & Long Lasting



## WOOD PADS



Cat. ID	Size
ORP2222225	22" x 22" x 2.5"
ORP-2424	24" x 24" x 3"
ORP-3636	36" x 36" x 3"
ORP-36R	36" round x 3"

## GROUND COVER MATS



Alternamat Cat. ID	Versamat Cat. ID	Size
2X4	V2X4	2' x 4'
2X6	V2X6	2' x 6'
2X8	V2X8	2' x 8'
4X8	V4X8	4' x 8'
Add "W" Suffix to order white		

**Alternamat** - Features maximum traction diamond plate tread design. 1/2" thick polyethelene can withstand vehicles weighing up to 60 tons

**Versamat** - Has all the features of the original Alternamat with the addition of a modified tread pattern on one side designed for foot traffic.

## RUBBER COMPOSITE PADS



Cat. ID	Size
ORP1524	15" x 24" x 1"
ORP18181	18" x 18" x 1"
ORP22221	22" x 22" x 1"
ORP12224	22" x 24" x 1"
ORP2424	24" x 24"
ORP24242COMP	24" x 24" x 2"
ORP-30301	30" x 30" x 1"
ORP3636	36" x 36" x 2"

**KNAACK GANG BOXES**



**Cat. ID 4830**  
Wgt: 194 lbs.  
*Suggested  
caster size: 5"*



**Cat. ID 60**  
Wgt: 190 lbs.  
*Suggested caster  
size: 5"*



**Cat. ID 89** Wgt:  
337 lbs.  
*Suggested  
caster size: 6"*



**Cat. ID 16-4C**  
Load Rating: 600 lbs. ea.  
2,400 lbs per set of 4 **Cat. ID 16-5C**  
Load Rating: 800 lbs. ea.  
3,200 lbs per set of 4  
**Cat. ID 16-6C**  
6" Caster Set; 2 stationary and 2 swivel.  
Fits all models shown on this page. Wgt: 15 lbs.  
Load Rating: 800 lbs. ea.  
3,200 lbs per set of 4

**weather guard. TRUCK BOXES**

WeatherGuard boxes are available in steel or aluminum. Aluminum boxes available in a clear finish or black powder coat. Call for more information.



**WHEEL CHOCKS**



**Cat. ID 4559**  
Wheel chocks grip the surface and the tire for a positive lock. The interior of wheel chocks have a void in the center to allow easy handling. Solid rubber chocks are available upon request. Ribbed 10" x 8" x 6". 8.5 lbs.

**SAFETY GAS CAN**



Galvanized type-I safety cans meet OSHA and NFPA Code 30 requirements and are UL and ULC listed and FM approved for safe handling and storage of gasoline and other flammable liquids.

Cat. ID	Size
U1-10-S	1 Gal Gas Can
U1-20-S	2 Gal Gas Can
U1-50-S	5 Gal Gas Can

## EXTENSION LADDER

These extra heavy duty, Type 1A fiberglass extension ladders have full channel nonconductive siderails. 16' ladders have no rope or pulley

Cat. ID	Size	Workload	Weight
D6236-2	36'	250 lbs	91 lbs
D6240-2	40'	250 lbs	108 lbs
D6216-2	16'	300 lbs	35 lbs
D6220-2	20'	300 lbs	43 lbs
D6224-2	24'	300 lbs	51 lbs
D6228-2	28'	300 lbs	58 lbs
D6232-3	32'	300 lbs	69 lbs
D7116-2	16'	375 lbs	41 lbs
D7120-2	20'	375 lbs	50 lbs
D7124-2	24'	375 lbs	58.5 lbs
D7128-2	28'	375 lbs	67 lbs
D7132-2	32'	375 lbs	82.5 lbs



## MANHOLE LADDER

Narrow 14" wide fiberglass straight ladder is especially designed for use in manholes. Extra heavy duty, Type 1A with a 300 lb workload.

Cat. ID	Size	Weight
M7108-1	8'	18 lbs
M7110-1	10'	22 lbs
M7112-1	12'	25 lbs
M7114-1	14'	28 lbs
M7116-1	16'	31 lbs



## LADDER STABILIZING STRAP

Designed for poles and trees, this ladder safety strap prevents kickout and rocking.

Includes a strap bag that attaches to your ladder for quick and easy deployment.

Cat. ID	Description
355B	Bottom Strap
355T	Top Strap



## COMBINATION LADDER

Fiberglass ladder converts quickly from a step ladder to a pushup extension. Round, serrated, aluminum steps on flared bottom section. Aluminum round rungs on back section. Slip resistant rubber feet and pole grip. Extra heavy duty, Type 1A with a 300 lb workload.

Cat. ID	Size	Weight
7806	6'-9'	33 lbs
7807	7'-11'	38 lbs
7808	8'-13'	41 lbs



## MECHANIC STEP LADDER

Fiberglass mechanic features fully serrated aluminum steps on front and back. Heavy gauge steel hinges. Extra heavy duty, Type 1A with a 300 lb workload.

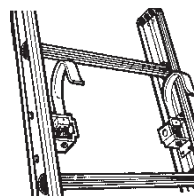
Cat. ID	Size	Weight
T6204	4'	18 lbs
T6206	6'	24 lbs
T6208	8'	39 lbs
T6210	10'	53 lbs
T6212	12'	66 lbs
*T6214	14'	83 lbs
*T6216	16'	98 lbs



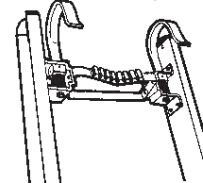
## LADDER ACCESSORIES

Please specify ladder manufacturer and catalog number when ordering these accessories.


Series 74  
Cable Hooks




Series A92  
Cable Hooks &  
Pole Grip



Series 72 Web  
Pole Grip



Series 71 Rigid  
Pole Grip



# PRODUCT LINES WE PROVIDE AT COMPETITIVE PRICES

301



SAFETY & PPE



OVERHEAD/UNDERGROUND TOOLS & EQUIPMENT



LIGHTING



TREE TRIMMING



BATTERIES & CHEMICAL PRODUCTS



ELECTRICAL SUPPLIES



(847) 531 - 0559



info@DivergentAlliance.com



www.DivergentAlliance.com